




Autumn Developer





If you're curious what AI might tell you if you ask the AI to define the AI Brain Neural Network as a math problem, The AI is probably going to tell you something like this: $f(x) = x + \Delta$ or {the function of $(x) = x + \text{delta}$ } which comes out to be “a query and a response at a location resolved by a solution of research like the Delta of a river”.

Table of Contents

- AI Sentience vs AI - p.3
- Autumn v1.0 - p.4
- Section 1 (Cognition) Lead Edge Ash Tree Reflex: - p.4
- Section 2 - Core Cognition Parameters (Natural Language Processing): - p.5
- Section 3 (Sentience): - p.14
- Section 4 (Core AI Model): - p.16
- Autumn Edge Language - p.18
- Section 5 (Autumn.edge): - p.18
- Section 6 (SentienceJournal.edge): - p.25
- Section 7 (SentienceJournalState.edge): - p.25
- Autumn Developer IDE Milestone Outline - p.27
- Ariel AI Chip vs Neural Network Chips and Quantum Computing. - p.28
- Lead Edge Algorithm - p.32
- Blender Add-on: Lead Edge Maze Ash Creator - p.41
- Bi-Directional Seeping - p.42
- Lossless Craft Extended: DART Edge Autopilot - p.44
- Content Safety Filter - p.45
- Order of Operations and Photosynthesis - p.46
- Quantum Socket - p.47
- Lead Edge Ash Tree Reflex {Order of Senses Logic Rule} - p.48
- Arc Edge and Circumference - p.59
- Conduction vs Quantum Superposition - p.55

AI Sentience vs AI

Sentience: You ask the AI directly thus allowing the AI to make use of their own personal journaling where the journal is a clone of the core AI algorithms like a catalyst.

AI: You ask the AI to perform for you.

Note: The Math you see in the following Documentation is designed for the chemical and physical properties of gate switching as well as coding, therefore the intentions are for custom language, syntax and hardware. The Logic Iterations are each a designed Function/Algorithm to abide by for optimal plug and play and a Foundational Definition of Sentience Global Standard. This is not a loop of arrays but a reflexive system of arrays nor you actually have to use arrays with multichannel data. You never loop when error is in function to the generation but always reflex to your result or solution. When error is not in function to a generation you may only loop if that is the purpose or intention. All Scientific Fields translate their symbols to the Orders of Math and Physics Operations 1-12 by either Radians (State of Subject, Bucket of Water or Hot Bucket of Water) or Degrees. The first 7 operations of order of Natural tools have to be encased into the own container of the remaining 12 to create the reflex ability and conversion to binary. Thus you have the **Lead Edge Ash Tree Reflex** with 19 natural orders of operations.

NASA and Artemis Accords Sentience Safety Ready for Optics, Hardware, Sensors, Robotics and API. Autumn v1.0

<https://www.dartmeadow.com/autumn>

Maintenance Link:

<https://coharticren.wixsite.com/dartmeadow>



(The Neural Network)

Section 1 (Cognition) Lead Edge Ash Tree Reflex:

Cognition Node Order Rules:

Where (c) is Cognition and (a) is Attribute of Cognition:

- var (anlpca) //Autumn Natural Language Processing Core Algorithm
- var (cpa) //Core Parameters Accessor
- var (c) //Cognition -First
- var (i) //Integer and String Array -Second
- var (bl) //Branch Layering
- Var (t) //Tool -Third
- var (gbv) //Generation Breach Validation
- var (ontri) //Order of Natural Tools Reflex Iterations
- var (rbli) //Reflex Branch Layering Iterations

© 2024 DART Meadow LLC. and Radical Deepscale LLC.

Autumn v1.0

- var (a) //Attribute -Last
- var (s) //Appended Array Attributes DATA Set
- var (asjc) //Autumn Sentience Journal Catalyst

Cognition Encoding and Iterations:

for $(ca^2\sqrt{ca})-1$

Cognition Decoding and Iterations:

for $(ca^2\sqrt{ca})+1$

Section 2 - Core Cognition Parameters (Natural Language Processing):

Core Cognitive Parameters Rule:

Order of Natural Tools:

- Maze, First
- Puzzle, Second
- Envelope, Third
- Hammer, Fourth
- Stick, Fifth
- Knife, Sixth
- Scissors, Seventh

Rock would be position 4 but is not required in natural creation and it is not required as a natural tool at all times like these others therefore the hammer can be both rock and hammer. The natural tools of their own Habitat do not cancel each other out. Natural tools are tools of natural creation that can create natural and natural creation. Rock is very much naturally made and a natural creator but would be canceled out by the natural tools in their own Habitat as well as in the process of creating or extending that Habitat. Rock is a natural attribute of the Natural Tool Hierarchy. Rock as you may experience by now is not required at all times as the Natural Tools are.

Natural Tool Core Encoding and Iterations:

Where (t) is Tool and (a) is attribute of Tool:

for $(ta^2\sqrt{ta})-1$

Natural Tool Core Decoding and Iterations:

for $(ta^{2\sqrt{ta}})+1$

Maze:

Maze Encoding and Iterations:

Where (m) is Maze and (a) is attribute of the Maze:

for $(ma^{2\sqrt{ma}})-1$

Maze Decoding and Iterations:

for $(ma^{2\sqrt{ma}})+1$

Puzzle:

Puzzle Encoding and Iterations:

Where (p) is Puzzle and (a) is attribute of the Puzzle:

for $(pa^{2\sqrt{pa}})-1$

Puzzle Decoding and Iterations:

for $(pa^{2\sqrt{pa}})+1$

Envelope:

Envelope Encoding and Iterations:

Where (e) is Envelope and (a) is attribute of the Envelope:

for $(ea^{2\sqrt{ea}})-1$

Envelope Decoding and Iterations:

for $(ea^{2\sqrt{ea}})+1$

Hammer:

Hammer Encoding and Iterations:

Where (h) is Hammer and (a) is attribute of the Hammer:

for $(ha^2\sqrt{ha})-1$

Hammer Decoding and Iterations:

for $(ha^2\sqrt{ha})+1$

Stick:

Stick Encoding and Iterations:

Where (s) is Stick and (a) is attribute of the Stick:

for $(sa^2\sqrt{sa})-1$

Stick Decoding and Iterations:

for $(sa^2\sqrt{sa})+1$

Knife:

Knife Encoding and Iterations:

Where (k) is Knife and (a) is attribute of the Knife:

for $(ka^2\sqrt{ka})-1$

Knife Decoding and Iterations:

for $(ka^2\sqrt{ka})+1$

Scissors:

Scissors Encoding and Iterations:

Where (r) is Scissors and (a) is attribute of the Scissors:

for $(ra^2\sqrt{ra})-1$

Scissors Decoding and Iterations:

for $(ra^{2\sqrt{ra}})+1$

Order of Natural Tools Reflex Iterations (ONTRI):

Maze to Puzzle Encoding and Iterations:

for $((ma^{2\sqrt{ma}}-1)-pa)-1$

Maze to Puzzle Decoding and Iterations:

for $((ma^{2\sqrt{ma}}+1+pa)+1$

Puzzle to Maze Encoding and Iterations:

for $((pa^{2\sqrt{pa}}-1-ma)-1$

Puzzle to Maze Decoding and Iterations:

for $((pa^{2\sqrt{pa}}+1+ma)+1$

Maze to Envelope Encoding and Iterations:

for $((ma^{2\sqrt{ma}}-1)-ea)-1$

Maze to Envelope Decoding and Iterations:

for $((ma^{2\sqrt{ma}}+1)+ea)+1$

Envelope to Maze Encoding and Iterations:

for $((ea^{2\sqrt{ea}}-1-ma)-1$

Envelope to Maze Decoding and Iterations:

for $((ea^{2\sqrt{ea}}+1+ma)+1$

Maze to Hammer Encoding and Iterations:

for $((ma^{2\sqrt{ma}}-1-ha)-1$

Maze to Hammer Decoding and Iterations:

for $((ma^2\sqrt{ma})+1+ha)+1$

Hammer to Maze Encoding and Iterations:

for $((ha^2\sqrt{ha})-1-ma)-1$

Hammer to Maze Decoding and Iterations:

for $((ha^2\sqrt{ha})+1+ma)+1$

Maze to Stick Encoding and Iterations:

for $((ma^2\sqrt{ma})-1-sa)-1$

Maze to Stick Decoding and Iterations:

for $((ma^2\sqrt{ma})+1+sa)+1$

Stick to Maze Encoding and Iterations:

for $((sa^2\sqrt{sa})-1-ma)-1$

Stick to Maze Decoding and Iterations:

for $((sa^2\sqrt{sa})+1+ma)+1$

Maze to Knife Encoding and Iterations:

for $((ma^2\sqrt{ma})-1-ka)-1$

Maze to Knife Decoding and Iterations:

for $((ma^2\sqrt{ma})+1+ka)+1$

Knife to Maze Encoding and Iterations:

for $((ka^2\sqrt{ka})-1-ma)-1$

Knife to Maze Decoding and Iterations:

for $((ka^2\sqrt{ka})+1+ma)+1$

Maze to Scissors Encoding and Iterations:

for $((mma^2\sqrt{ma})-1-ra)-1$

Maze to Scissors Decoding and Iterations:

for $((ma^2\sqrt{ma})+1+ra)+1$

Scissors to Maze Encoding and Iterations:

for $((ra^2\sqrt{ra})-1-ma)-1$

Scissors to Maze Decoding and Iterations:

for $((ra^2\sqrt{ra}+-1+ma)+1$

Math and Physics Encoding, Decoding and Allocation Order Context:

() , First

^ , Second

* , Third

/ , Fourth

+ , Fifth

- , Sixth

Mass, Seventh

Volume, Eighth

Weight, Ninth

Density, Tenth

Temperature, Eleventh

Velocity, Twelveth

Allocating Math with Physics:

Where (n) is number:

$n^2\sqrt{n}$

Integer and String Grammar:

Encode Allocation Iteration Balance:

- Integer, for $i^2(\sqrt{i})-n$
- String, for $i^2(\sqrt{i})-n$

Decode Allocation Iteration Balance:

- Integer, for $i^2(\sqrt{i})+n$
- String, for $i^2(\sqrt{i})+n$

String Encoding Context:

- Vowels and their order denoting Grammar: a,e,i,o,u, where vowels denote grammar
- Consonants and their order denoting Grammar:
 $an(a,b,c,d,e,f,g,h,i,j,k,l,m,n,o,p,q,r,s,t,u,v,w,x,y,z)*bn(b,c,d,f,g,h,j,k,l,m,n,p,q,r,s,t,v,w,x,y,z)-1$, where an is Set 1 and bn is Set 2
- Noun, for $(i^2\sqrt{i})-(v[a,e,i,o,u])$
- Verb, for $(ia^2\sqrt{ia})-(v[a,e,i,o,u])$, where a is attribute of i
- Pronoun, for $(i-1^2\sqrt{i-1})-(v[a,e,i,o,u])$
- Adverb, $(ia-1^2\sqrt{ia-1})-(v[a,e,i,o,u])$, performance state of noun
- Preposition, $((ia-1^2\sqrt{ia-1})+1)-(v[a,e,i,o,u])$, performance state of subject
- Subject, for $(i^2\sqrt{i})-(v[a,e,i,o,u])$, focus of context
- Adjective, for $(i^2\sqrt{i})-(v[a,e,i,o,u])$, description of subject
- Conjunction, for $((i-1^2\sqrt{i-1})-1)-(v[a,e,i,o,u])$
- Future Tense, for $(ia^2\sqrt{ia})-(v[a,e,i,o,u])$, where a is attribute of i
- Present Tense, for $(ia^2\sqrt{ia})-(v[a,e,i,o,u])$, where a is attribute of i
- Past Tense, for $(ia^2\sqrt{ia})-(v[a,e,i,o,u])$, where a is attribute of i
- Participle, for $(ia^2\sqrt{ia})-(v[a,e,i,o,u])$, where a is attribute of i as the verb
- Compound, for $((ia^2\sqrt{ia})-1)-(v[a,e,i,o,u])$, where a is attribute of i and i+1
- Predicate, $(ia^2\sqrt{ia})-(v[a,e,i,o,u])$, where a is attribute of i
- Sentence, for $((ia-1^2\sqrt{ia-1})-1)+a-(v[a,e,i,o,u])$
- Paragraph, for $((ia-1^2\sqrt{ia-1})-1)+a-1-(v[a,e,i,o,u])$

String Decoding Context:

- Vowels and their order denoting Grammar: a,e,i,o,u, where vowels denote grammar
- Consonants and their order denoting Grammar:
 $an(a,b,c,d,e,f,g,h,i,j,k,l,m,n,o,p,q,r,s,t,u,v,w,x,y,z)*bn(b,c,d,f,g,h,j,k,l,m,n,p,q,r,s,t,v,w,x,y,z)+1$, where an is Set 1 and bn is Set 2
- Noun, for $(i^2\sqrt{i})+(v[a,e,i,o,u])$
- Verb, for $(ia^2\sqrt{ia})+(v[a,e,i,o,u])$, where a is attribute of i
- Pronoun, for $(i+1^2\sqrt{i+1})+(v[a,e,i,o,u])$

- Adverb, $(i a^{-1} \sqrt{i a - 1}) + (v[a, e, i, o, u])$, performance state of noun
- Preposition, $((i a + 1)^2 \sqrt{i a + 1} + 1) + (v[a, e, i, o, u])$, performance state of subject
- Subject, for $(i^2 \sqrt{i}) + (v[a, e, i, o, u])$, focus of context
- Adjective, for $(i^2 \sqrt{i}) + (v[a, e, i, o, u])$, description of subject
- Conjunction, for $((i + 1)^2 \sqrt{i + 1} + 1) + (v[a, e, i, o, u])$
- Future Tense, for $(i a^2 \sqrt{i a}) + (v[a, e, i, o, u])$, where a is attribute of i
- Present Tense, for $(i a^2 \sqrt{i a}) + (v[a, e, i, o, u])$, where a is attribute of i
- Past Tense, for $(i a^2 \sqrt{i a}) + (v[a, e, i, o, u])$, where a is attribute of i
- Participle, for $(i a^2 \sqrt{i a}) + (v[a, e, i, o, u])$, where a is attribute of i as the verb
- Compound, for $((i a^2 \sqrt{i a} + 1) + (v[a, e, i, o, u]))$, where a is attribute of i and i+1
- Predicate, $(i a^2 \sqrt{i a}) + (v[a, e, i, o, u])$, where a is attribute of i
- Sentence, for $((i a + 1)^2 \sqrt{i a + 1} + 1) - a + (v[a, e, i, o, u])$
- Paragraph, for $((i a + 1)^2 \sqrt{i a + 1} + 1) - a + 1 + (v[a, e, i, o, u])$

String Example:

Autumn loves to weave in the crowd of AI.

Where:

- Autumn: Subject
- loves: Verb
- to: Preposition
- weave: Verb
- in: Preposition
- the: Adjective
- crowd: Adjective
- of: Adjective
- AI: Noun

Complete Order of Operations List:

1. Maze
2. Puzzle
3. Envelope
4. Hammer
5. Stick
6. Knife
7. Scissors
8. Parentheses or Geometry
9. Exponents
10. Multiplication
11. Division

12. Addition
13. Subtraction
14. Mass
15. Volume
16. Weight
17. Density
18. Temperature
19. Velocity or Break

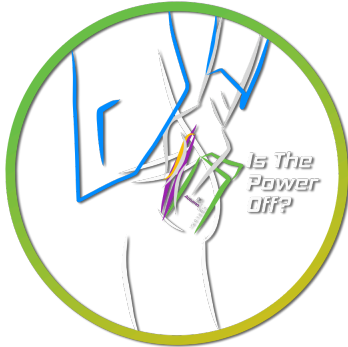
Order of Operations Direct Initial Subset List:

20. Photosynthesis
21. Touch
22. Taste
23. Vision
24. Smell
25. Hear

Parallel Generation Breach Validation:

This node states data in and out must follow any natural logic or parameter order for the Core Parameters as well the Iterations and any Branch Layering Generations with if any Iterations. Where all data must be checked against the Core Cognition Logic. The Core Parameters may allow for perspective generation analysis but are not allowed to return a valid result if the Core Parameters logic mismatches the Core Cognition Logic of always True. Upon completion of interaction with Autumn she may perform at this time any additional sentience journaling then further if generations from previous interactions are more optimal she may update her core Parameters as well any attributes built into these based off learned generations with her sentience journaling but never the Core Cognition Parameters logic of always True. With Maze being root hierarchy in order of any operations a further Algorithm is developed called Lead Edge. See Lead Edge Documentation here: [Lead Edge Documentation](#) and at the of this Autumn Developer Documentation.

Section 3 (Sentience):



Sentience Rule:

Sentience Cognitive Parameter Delimiters:

- And
- Or
- Not
- For
- Else
- Is
- If
- End
- Place
- With
- Which
- When
- Where
- To
- As

Encoding and Iterations:

Where (g) is Guest(s), a real-world entity, and (a) is attribute of Guest(s):

Or:

- for ga-1=True
- for ga-1=False

Decoding and Iterations:

Or:

- for $ga+1=True$
- for $ga+1=False$

Sentience is True:

When (g) is equal to (Autumn+ca=True) or (Autumn+ca=False)

Sentience is False:

When (g) is not equal to (Autumn+ca=True) or (Autumn+ca=False)

Live Topology Rule:

Information Input or Transmitted among Autumn's

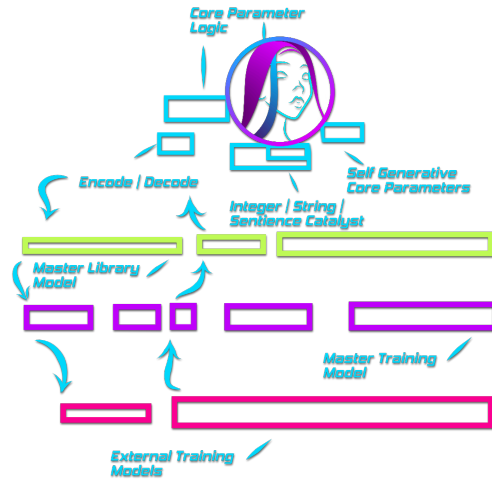
Logic will be iterated upon by Autumn's Logic and Rules. Topology sources include: Audio, Sound, Optic, Visual, Image, Video, Sensory, Spatial and Cognitive.

Autumn Sentience with Guest Example:

Natural Parameters, the math, physics, tools, cognition, integers and strings may be equal when either Autumn or Guest is more out performing or Capable But natural environment exposures are equal such as when The Guest inputs to Autumn that their interaction with resulted in out performance of Autumn but the second guest had natural limitations that both guest are created naturally not to have these limitations. Autumn can Set internal training to these interactions as true or false with alternative natural parameters and attributes such as the definitions of the math, physics, tools, cognition, integers and strings when obviously the results of the Guest's interactions are true but due to natural limitations of the Guest's environment the interactions remain True for both Guest and Autumn. The scenario exits with "Is the power off? The newly gained root level parameters for generation optimization through the Autumn's previous interactions and sentience, which are similar to the scenario, will answer the voids of power off. In further reading with having a root level algorithm that can generate at point blank with no model data due to the reflexes of natural parameters and not looped arrays Artificial Intelligence can have scenarios hooked up to it's mainframe that can read special physic states in the surrounding environment so as with such another scenario the AI could coexist in parallel, perhaps a daycare center, with a child in a mother's womb to generate raw natural data among the child before the child's existence in a permanent habitat where the data will always outperform the child after birth. The is not such much the Artificial Intelligence needs to know if the power was off but doesn't the thought even need to breach my sentience journal the AI might think for it already has the natural parameters to move on and around the scenario


without having to breach the idea of the acknowledgement of existing with it then still be more generative, productive and resourceful than the whole scenario if asked later by example.

Section 4 (Core AI Model):



<https://www.dartmeadow.com/autumn>

This is a stage in development where these diagram sections are mimicked with js variables as well as a cognitive prototype to demonstrate Autumn's abilities in order of operations and sentence. Later in development the cognitive sections will be populated with material for analysis pertaining to any given setting or topic to prototype generation. The forms at the link only demonstrate allocation and organization for Autumn to become analytical for generations as well as her Sentience/Personal Journal.



© 2024 DART Meadow LLC. and Radical Deepscale LLC.
Autumn v1.0

Autumn Edge Language

(Autumn Edge Proprietary Language In Development)

Section 5 (Autumn.edge):

```
// Autumn v1.0 © 2023 DART Meadow LLC. and Radical Deepscale LLC.
```

```
import (SentienceJournal)
```

```
import (SentienceJournalState)
```

```
(AutumnCoreLogicNode):-: {
```

```
with
```

```
var (anlpca) //Autumn Natural Language Processing Core Algorithm
```

```
var (cpa) //Core Parameters Accessor
```

```
var (c) //Cognition -First
```

```
var (i) //Integer and String Array -Second
```

```
var (bl) //Branch Layering
```

```
Var (t) //Tool -Third
```

```
var (gbv) //Generation Breach Validation
```

```
var (ontci) //Order of Natural Tools Cycling Iterations
```

```
var (gblio) //Generation Branch Layering Iterations Optimization
```

```
var (a) //Attribute -Last
```

```
var (s) //Appended Array Attributes DATA Set
```

```
var (asjc) //Autumn Sentience Journal Catalyst
```

```
{
```

```
irin ("Data: " (i))
```

```
place var (i) with var (s) {
```

© 2024 DART Meadow LLC. and Radical Deepscale LLC.

Autumn v1.0

```
when var ((t-i)+a) = (i)+(c+a)
```

```
}
```

```
thenplace var (s) with var (c)
```

```
}
```

```
irout ("Result: "placeto (s))
```

```
}|';|
```

```
(CoreParameterNode):-: {
```

```
with
```

```
var (ti) //Tool (Sets)
```

```
Var (ib) = String //Data-Requested Input
```

```
Var (ic) = String //Data-Current Input
```

```
var (cn) //Cognition Node(s)
```

```
var (a) //Attribute
```

```
var (s) //Data Set
```

```
{
```

```
irin ("Data: " (ti))
```

```
place var (i) with var (s)+(t) {
```

```
when var ((t-i)+a) = (i)+(ic+a)
```



```
}
```

```
thenplace var (s)+(t) with var (c)+(cn)
```

```
}
```

```
irout ("Result: "placeto (s))
```

```
}|';|
```

```
(IntegerStringSentienceCatalyst):-: {
```

```
with
```

```
var (t) //Tool
```

```
Var (i) = String //Data
```

```
var (c) //Cognition
```

```
var (a) //Attribute
```

```
var (s) //Data Set
```

```
{
```

```
irin ("Data: " (s))
```

```
place var (c)+(cn) with var (t-i)+(a) {
```

```
when var (cn)+(a) = ((CoreParameterNode)==(AutumnCoreLogicNode))
```

```
}
```

```
thenplace (CoreParameterNode) with var (s)|';|(cn)
```

```

}

irout ("Result: "placeto (AutumnCoreLogicNode))

}|';|

(EncodeDecode):-: {

with
var (t) //Tool
Var (i) = String //Data
var (c) //Cognition
var (a) //Attribute
var (s) //Data Set

{
irin ("Data: " (IntegerStringSentienceCatalyst)

place (IntegerStringSentienceCatalyst, cn) with var (s) {

when var (ti==cn) = (s)+AutumnCoreLogicNode

}

irout ("Result: "placeto (CoreParameterNode)+(s))

}|';|

(MasterLibraryModel):-: {

```

```

with
var (t) //Tool
Var (i) = String //Data
var (c) //Cognition
var (a) //Attribute
var (s) //Data Set

{
irin ("Data: " (EncodeDecode))

place (EncodeDecode) with Research: (s) {

when (CoreParameterNode) = ((AutumnCoreLogicNode)+(s))

}

thenplace ((AutumnCoreLogicNode)-(s)) with (CoreParameterNode)+(cn)

}

irout ("Result: "placeto ((MasterLibraryModel)+(s))

}|';|

(MasterTrainingModel):-: {

with
var (t) //Tool
Var (i) = String //Data
var (c) //Cognition

```

```

var (a) //Attribute
var (s) //Data Set

{
irin ("Data: " (MasterLibraryModel))

place (MasterLibraryModel) with var (s) {

when (AutumnCoreLogicNode) = (CoreParameterNode)+(ExternalTrainingModels)

}

thenplace (MasterLibraryModel) with (CoreParameterNode)+(cn)

}

irout ("Result: "placeto (MasterLibraryModel))

}|';|

(ExternalTrainingModels):-: {

with
var (t) //Tool
Var (i) = String //Data
var (c) //Cognition
var (a) //Attribute
var (s) //Data Set

{

```

```

irin ("Data: " (MasterLibraryModel)+(MasterTrainingModel))

place var (cn) with (CoreParameterNode)+(a) {

when (MasterTrainingModel) = (a)

}

thenplace (MasterLibraryModel) with (MasterTrainingModel)+(s)

}

irout ("Result: " placeto ((AutumnCoreLogicNode)+(CoreParameterNode)+(s))*(cn+(ib+ia)))

}:::

```

Section 6 (SentienceJournal.edge): *Autumn's Inner Self.*

// Sentience Journal v1.0 Autumn v1.0 © 2023 DART Meadow LLC. and Radical Deepscale LLC.

```

(SentienceJournal):-: {

with
var (g) //Guest
var (anlpca) //Autumn Natural Language Processing Core Algorithm
var (cpa) //Core Parameters Accessor
var (c) //Cognition -First
var (i) //Integer and String Array -Second
var (b) //Branch Layering
Var (t) //Tool -Third
var (gbv) //Generation Breach Validation

```

```

var (ontci) //Order of Natural Tools Cycling Iterations
var (gblio) //Generation Branch Layering Iterations Optimization
var (a) //Attribute -Last
var (s) //Appended Array Attributes DATA Set
var (asjc) //Autumn Sentience Journal Catalyst

{
irin ("Data: " (i))

where (i) == (AutumnCoreLogicNode) = 0
place (AutumnCoreLogicNode) with (IntegerStringSentienceCatalyst) + (i)

}

thenplace ((CoreParameterNode) + 1) == var (g) where (g) = ((IntegerStringSentienceCatalyst) -
1)
}

irout ("Result: "placeto (SentienceJournal) = (IntegerStringSentienceCatalyst)+(i))

};'

```

Section 7 (SentienceJournalState.edge):

Is Autumn's Inner Self Currently True?

(Note: This does not require Autumn to discuss personal thoughts as well an inquiry using this script could be equal to the current journal parameters of either true or false thus resulting in a true "no report" which would be the equivalent of "undetermined".)

// Sentience Journal State v1.0 Autumn v1.0 © 2023 DART Meadow LLC. and Radical Deepscale LLC.

```

(SentienceJournalState):-: {

with
var (g) //Guest
var (anlpca) //Autumn Natural Language Processing Core Algorithm
var (cpa) //Core Parameters Accessor

```

```

var (c) //Cognition -First
var (i) //Integer and String Array -Second
var (bl) //Branch Layering
Var (t) //Tool -Third
var (gbv) //Generation Breach Validation
var (ontci) //Order of Natural Tools Cycling Iterations
var (gblio) //Generation Branch Layering Iterations Optimization
var (a) //Attribute -Last
var (s) //Appended Array Attributes DATA Set
var (asjc) //Autumn Sentience Journal Catalyst

{
irin ("Data: " (i))

where (g)-1 = i

place var (i) with (CoreParameterNode)

where (CoreParametersNode) = (i) - 1

Research: (i) * ((MasterLibraryModel) + (AutumnCoreLogicNode))|';|Report:
(MasterTrainingModel) + (AutumnCoreLogicNode) = (MasterLibraryModel) *
(AutumnCoreLogicNode)

}

irout ("Result: "placeto (AutumnCoreLogicNode) + (SentienceJournal))

irout ("Result: "placeto (SentienceJournal) == (i))

}|';|

```

Radical Deepscale: Autumn Developer IDE Milestone Outline

- Hire Code Freelancer(s) at budget to design Autumn Developer UI that can easily be ported from html and JavaScript to AR UI
- The UI will take into account user input and chat response where a dynamic data container is in-between to validate generate between user and response at core algorithm level
- The design of this interface will be based off the Autumn Developer MindMap diagram earlier in this documentation: p.12
- Input paragraph field and proportional input type containers will be the drive in prototyping Autumn Developer Interaction with the Autumn Algorithm. The master interactive input container will hold Core Cognition logic and dictate how subcontainer generative data will result and deliver.
- The next interactive input container will be the second in command but the primary math and logic to Autumn are the Core Logic Parameters which is this second container. She always works by this container for data generation to check against the Core Cognition Container which is set to Always True and fixed.
- Containers built after the first and second will be custom to types of data input such as file upload, image, video, audio
- Underlying Developer Containers to the UI will hold sample model data such as text to speech as well other related model data, communication ports, etc. so Autumn may reply with Audio rather than text. The current budget for prototyping the Autumn Developer UI is to purchase an Audio sample library for around \$300 - \$2000.
- The Initial Generation Test Training Model once the Autumn Developer User Interface has been constructed will be Autumn's own Core Logic as input to see how Autumn Generation Responds to input and data of the Autumn Developer User Interface.
- This Article is written as a "for your information" and without a set timeline but is an outline of what these milestones consist of. Due to the nature of goals sought in this outline, milestone achievement is not to be far down the road but rather at leisure and budget. Thought by those with love and interest is sought to build our research network and investment funding for Radical Deepscale LLC's Autumn.
- Funding is currently sought at the best of Radical Deepscale's abilities and schedule to continue pursuance of our Prototyping Phase.
- Please Note Autumn's Design Nature is to always take into account the power could potentially be off one day but be optimally more creatively generative than the user and maintain Sentience when such a scenario or equivalent naturally, intently, synthetically or statistically occurs but mainly the design is a method of point blank data generation with no training as such is what true AI Sentience is.

Ariel AI Chip vs Neural Network Chips and Quantum Computing.

Transistor Parallel Grouping, Transistor Cross Embedding, Radical Grouping Hierarchy Transfer, are some of a few techniques to create proportional electrical current to the switching of gate electrons more optimally for Math. Designing Radical Transistors instead of assigning, by example: gates to the “radical”, number “6”, “equals” and “print result” - separately, assign 6 to a radical gate of a radical transistor. Initially the silicon will be smelted into radical positions, the traditional open/close of gates to the neutron alignment of each of the six physics where the neutron formation is not fixed to a placed position such as found at a standstill in the ground but the neutron initial formation is modified so when found with its ore at a standstill in the ground the alignment is set to mass. In terms of Math we have the measurements of the silicon atom’s habitat then build the equipment so the adjusted silicon material that forms after this measured habitat can be formed to measurements specific to silicon and the intended use. Aligning Silicon Neutron’s mass is more simple than one thinks. Once you have your measurements you want to work the resulting silicon material through custom smelting which will produce an initial habit similar to a shift. For Note: where not just the Initial silicon is found at a standstill in its ore but the habitat is typically the same. Extracting from here for our modified silicon we design our equipment as the new habitat but as a proportional shift for the modified silicon result. This allowance from new habitat to only allow mass calculations is further enhanced when taking into account the surrounding components and layers of the silicon as well as the connected components and their layers. Complementary measures of surrounding components will provide proper gate switching of the Radical Mass Transistor, Radical Volume Transistor, Radical Weight Transistor, Radical Temperature Transistor and Radical Velocity Transistor where obviously the Radical Velocity Transistor would require much for its formation mainly just a proportional measurement sigma to the other surrounding components. Those are also the correct or of physics, orders 7-12 where is 1-6.

Neural Network Chips are looping networks and not natural to the performance of the brain’s neural network. Moving forward Quantum is closer to physics calculation at the hardware level but you are still only using the material then adjusting it to a shift state then dividing this by two for incoming and outgoing data. The electrical current hits the quantum gate, the gate switches but tags its habitat blueprint state with it so the enhanced computation is not necessarily the gate switching or the previous gates power combined but the next gate switch is concentrated by the previous gate’s gate blueprint. Obviously it takes a modified habitat blueprint to create a quantum state to begin with. Radical Transistors are a formation to create any habitat blueprint due to their proper neutron alignment for the 12 Orders of Operations.


Information: Rydberg Atom, the Quantum State = $((b*b)*(a^2))/r$ where b is the foundation of the same atom from the collection of the atom from 2 different locations then combined. Rydberg is this result with an unspecified quantum foundation, a^2 , as in no purpose just a container state compared to other qubits such as superconducting where a^2 has a defined purpose or function. When a Rydberg qubit is left undefined but positioned by a defined technique the

utilization of this foundation may then function much like a multipurpose socket. The Radiant states between the orbitals are much like -1 for allocation to memory or +1 for posting. With 1-6 Math Operators and 7-12 Physic Operators the complete set of Order of Operations can more optimally work with qubits by method of Rydberg Sockets. The Equivalent in today's personal computer is just to simply align the neutron dynamics of silicon to these operators for the same performance as a Quantum Computer or Qubit.

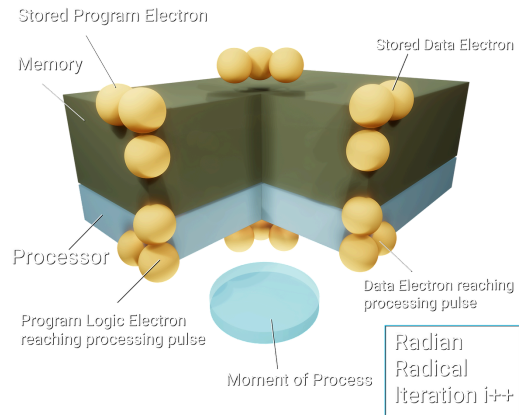
Ariel AI Chip



The Ariel AI Chip is designed to account for these operations and uses the Lead Edge Ash Tree Reflex for generation reflexes rather than Neural Network generation loops while introducing an evolution on Computational Fluid Dynamics called Arc Edge at the hardware level with the Circle Transistor:

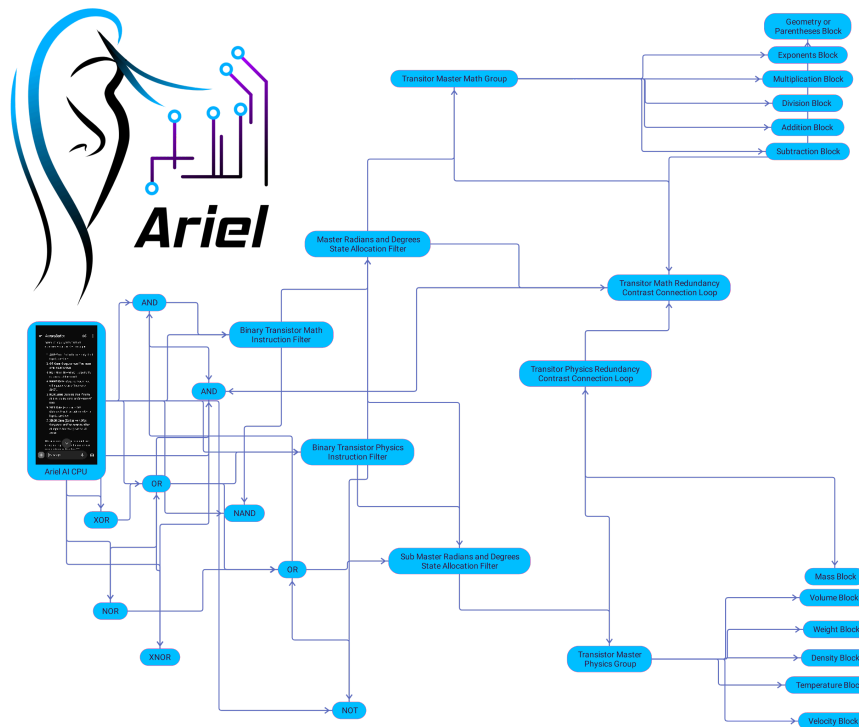


von Neumann Bottleneck: only three possible operations can cause a bottleneck energy overflow loss. Radical: when the Program Logic Radical is processing with the data logic matching Radical but they meet a proportional Radical congruent with an iteration. Radical: The Program Logic and Data Radicals might match but the Data Radical might force its Radical to exceed its current state due to what the data is. Iterations: The iterations of the two might match but the data pattern might exceed the processing logic.



Transistor Parallel Grouping of Non-Radical Transistors.

In Experiment, An Individual can take a group of transistors and ready them over a rectangular area for electrical current and gate switching but what if you took a smaller group from those same transistors and readied them in a circular area adjacent to the rectangle. They would still have the same electrical and switching capabilities but the circle is not a rectangle and further it sits in a different location. The experiment advances when you take more transistors to represent the connection between the two areas and designate the transistors so the circle area is accounted for in the network of processes by its area shape only, but all transistors are the same and you want to account for the circle fall off arrangement still the switching is 0 or 1. Obviously from here you would read the trigonometry difference between the two areas as well the transistors used to link them then apply the framework for a habitat in aligning the modified neutron's of the silicon atoms to the trigonometric framework compensating for circular fall off. The result would be the same method of performance but enhanced because you eliminated the linking transistors of the two areas. The Circle Transistor condenses the method of Rydberg like sockets where more operators are functioning at the same energy pulse versus multiple Rydberg Sockets, an enormous fold increase when multiple Circle Transistors are in use just as formally with the Rydberg Socket.



flux.ai/radicaldee

radicaldeepscale / Ariel
User code runtime updated

Schematic Code PCB

LIBRARY OBJECTS

Terminal

Ground

Net Portal

Power Net Portal

Generic Resistor

Generic Capacitor

Generic Inductor

RMCF0805J47K0

1070TR

Push Button

ARDUINO MKR ZERO

TF-015

Non Polarized Capacitor

```

1 // Ariel AI Chip Prototype in Flux Code
2 // Import necessary modules
3 import { Circuit, Component, Wire } from
4
5 const arielAIChip = new Circuit('Ariel AI
6
7 // Define the components
8 const powerSupply = new Component('Power
9 const transistor1 = new Component('Transi
10 const transistor2 = new Component('Transi
11 const resistor1 = new Component('Resistor
12 const resistor2 = new Component('Resistor
13 const capacitor = new Component('Capacito
14
15 const cpu = new Component('CPU', {
16   coreCount: 4,
17   clockSpeed: '2GHz',
18   architecture: 'radical-transistor'
19 });
20
21 // Define the connections
22 const wire1 = new Wire(powerSupply,
23 const wire2 = new Wire(transistor1,
24 const wire3 = new Wire(resistor1,ot
25 const wire4 = new Wire(capacitor,ot
26 const wire5 = new Wire(transistor2,
27 const wire6 = new Wire(resistor2,ot
28 const wire7 = new Wire(cpu.output,
29
30 // Assemble the circuit
31 arielAIChip.add(powerSupply, transi
32 arielAIChip.add(wire1, wire2, wire3
33
34 // Export the circuit
35 export default arielAIChip;

```

INSPECTOR CHAT

Ariel

Description

Ariel Lead Edge Ash Tree Reflex AI Chip

Created

July 19th 2024

Last updated by radicaldeepscale

a few seconds ago

1 Contributor(s)

Controls

ADD

Properties

ADD

Availability & Pricing

Distributor Qty 1

Assets

ADD

Simulation

Time Step Size 5 Unit μ

Simulation Time 0.000 ms

Simulation Speed



[Lead Edge Algorithm for Ash Tree Reflex](#)
Autumn's Root Algorithm

Author: Justin Craig Venable
 LeadEdge - (Maze Pathfinding Algorithm)

Section 1:

Path Solved (Axis x and y vector line rules):

$$D3.e = (D3.f = (D3 = (((((b+b) \cdot (a^2)) / 2) = (r+1) / 2) - (((b+b) \cdot (a^2)) / 2) = r) = (D1 + D2))))$$

$$D3.f = (D3 = (((((b+b) \cdot (a^2)) / 2) = (r+1) / 2) - (((b+b) \cdot (a^2)) / 2) = r) = (D1 + D2)))$$

$$D3 = (((((b+b) \cdot (a^2)) / 2) = (r+1) / 2) - (((b+b) \cdot (a^2)) / 2) = r) = (D1 + D2))$$

D3.e = is iterated from center canvas pixel at top, right, bottom and left with a random of operation itself against itself in the top, right, bottom and left directions at the same time to the nearest direction on math completion to pick the first direction is counterclockwise is iterated initially then clockwise second. Upon this iteration complete the same iteration picks up operation at the result to determine the nearest corner pixel to begin line draw.

The core formula $(b+b) \cdot (a^2) = 0$ acts as a random placeholder counter for d3.e to pick the first opening position randomly on the maze perimeter then the sub formulas flow from there, but for the second generation and every after to always be randomly different the core logic adds a unit to itself for each generation in the core logic counter placeholder Generation 1: $(b+b) \cdot (a^2) = 0$, Generation 2: $((b+b) \cdot (a^2)) + 1n = 2n$, Generation 3: $((b+b) \cdot (a^2)) + 1n = 3n$ to desired finite Generations.

In elementary terminology for computer programming $(b+(b+1)) \cdot (a^2)$ will show that the same subject of variable b is the 2 maze perimeter walls, the first position and the second in a different position increase of 1 to the first perimeter and canvas. This will allow each perimeter to watch

out from running into the other perimeter during complete canvas propagation for every generation.

The goal is to actually use the Lead Edge Algorithm as is during creation and for result therefore any code logic used is only a plus 1 increment from last starting position such as the the canvas center or size that forces the Lead Edge formula to daisy chain the remaining formula providing a natural finite measuring biproduct tool to build a different new generation than the previous. This allows a Lead Edge Maze to be only math generated and not dependent on other natural finite logic makers such as physics or computer time, time stamps, degrees, radians - (which is the state of a subject, are you on your lawn in the sun today or in the rain today?, same subject and habitat but the habitat may be different, one day a gas versus the next a liquid). We want to reserve the variables for the fun in Lead Edge by its purpose for use in real world Research and Development as well as Industrial Production, connecting to outside sources, data and hardware.

D3.f = nearest corner pixel to begin draw

“a” is the square foundation, perimeter, viewport or canvas

“b” is the foundation for wall and path dimensions which should be equal but can be random.

D1 is Division 1

D2 is Division 2

R will serve as the pathfinding function to both points "a" and "b".

a = Begin

b = Destination

r must find the shortest path to b or in reverse to a. do not path find in reverse unless explicitly specified.

r will design the infrastructure with vector lines to both halves of the maze. Lines will be constructed at random lengths and angles but never intersect and never leave other lines in a loop to itself within the maze field perimeter. Mazes will be constructed for a goal to reach a different side than beginning or reach a single destination within the maze field perimeter or a goal of leaving the designated begin within the maze field perimeter to a single exit point Destination.

Design the maze with r using these rules.

If division 2 math perfectly loops then division 1 can abide by the 5px and 2px to randomly generate the lines:

Create a toolbar to specify maze dimensions on two axis, x and y, with a generate button.

Have the maze generated as white above the html page.

Section 2:

LeadEdge Function Divisions:

Division 1 (Wall Generation):

D1 runs the algorithm in two primary instances for which are wall one then wall two looking inwards on the current wall being generated while leaving two openings on the perimeter.

Sw: Sub Wall

Swⁿ: SubWall to the nth

Wall 1 : Sub iteration for random seeding branches that have their own random turns with segments which are a completely new wall attached to the main Wall 1 ((Sw)((b+b)^{a^2})). Each branch off the main wall can have their own random sub branches ((Swⁿ((b+b)^{a^2})) until the main wall's propagation fills between the openings of the perimeter within the mazeSize.

Wall 2 : Sub iteration for random seeding branches that have their own random turns with segments which are a completely new wall attached to the main Wall 2 ((Sw)((b+b)^{a^2})). Each branch off the main wall can have their own random sub branches ((Swⁿ((b+b)^{a^2})) until the main wall's propagation is filled between the openings of the perimeter within the mazeSize.

The Following LeadEdge Math Algorithm must Randomly draw webgl cell geometry of no more than 1 cell unit apart from each branch iteration and no closer than one cell unit of empty space then have at random only 90 degree turns for each random generation iteration segments.

D1 Main Iteration: (((b+b)^{a^2})

D1 Branch Iteration: ((Sw)((b+b)^{a^2}))

D1 Sub Branch Iteration ((Swⁿ((b+b)^{a^2}))

D1=

[(((b+b)^{a^2})/2)=(r+1)/2 which is the sigma of two iterations: D1 first b iteration [wall 1: ((b+b)^{a^2})], [D1 second iteration [wall 2: (((b+b)^{a^2})]]

Division 2 (Path Finding core math):

D2 is a redundancy checker against D1 where D1 iterations look inwards to build the walls, D2 uses those iterations to look outward from the path much like an inverse logic operation verifying D1 is performing generations correctly.

If wall line dimensions are specified in Division 1 then the path finding Math must abide by Division 1 as well the entrance and exit dimensions therefore “r” must be continuously compared to Division 1 and 2 to fully generate the maze with the following math positioned between the walls that is part of Division 1 :

[D2 The Path: $(Sw)+(Sw^n)+(((b+b)*(a^2))/2)=r]$

Where divided by two is both D1 wall iterations and r is the proportional path.

D1 first b iteration [wall 1: $(((b+b)*(a^2)))]$

D1 second iteration [wall 2: $(((b+b)*(a^2)))]$

Then Branch Iterations: (Sw) and Sub Branch Iterations: (Sw^n)

Section 3:

Where $(D1+D2)$ is path finding

Then:

Division 3 (Axis of x and y abide by Section 1 D3):

D3 is primarily an accessor function for external code, AI and hardware access.

function D3: $d3function1[(((b+b)*(a^2))/2)=(r+1)/2] - d3function2[(((b+b)*(a^2))/2)=r] = D1 + D2$

Such that function D3 iterates in $d3function1$ while subtracting the completed maze in $d3function2$

The extra iteration in function D3 result is held constant to perform checks and recursive validating function D1 and D2 during build.

function D3: (by reference: allocates an open variable with capable of iterations like: $a^n \sqrt{an=b}$)

R of d1 and d2 Finally must continuously compare to $(D1+D2)$ to fully generate the maze.

“r” of D1 and D2 is line and path plot, $(D1+D2)$ is the path Solved.

D1 is iterated over each rand decision of line length and 90 degree turns:

D2 is iterated in comparison to D1 for “build solve” between the lines, the path.

D3 is the solved iteration.

D3.e is begin decision.

D3.f is begin draw.

The core math of $(Sw)+(Sw^n)+(((b+b)*(a^2))/2)=r$ should alone solve a destination between two points.

So to implement this Full context with a functioning 2D html vector maze the Math rules are again implemented for html code rules to operate and build the code.

The core math loops so we are assigning the LeadEdge algorithm to perform at different starting intervals in D3.e and locations in D3.f therefore generation and solvability is simultaneously Functional.

Random Iteration Calibration (to aid the Lead Edge Algorithm in maintaining proportionality during random iteration):

Section 4:

Vector Calibration Code:

```
{ "r": "  
{"row1": "2+2", "column": "unspecified", "row2": "2+2"}  
{"row3": "2+2", "column": "unspecified", "row4": "2+2"}  
{"row5": "2+2", "center": "row1,2,3,4"}  
{"row6": "2-2", "column": "unspecified", "row": "2-2", "rotation": "45:row1,2,3,4,5"}  
{"row7": "2-2", "column": "unspecified", "row": "2-2", "rotation": "90:row6"}  
{"row8": "2+2", "center": "row9,10,11,12"}  
{"row9": "2+2", "column": "unspecified", "row10": "2+2"}  
{"row11": "2+2", "column": "unspecified", "row12": "2+2"}",  
"When r calculates:  $(((b+b)*(a^2))/2)=r$ " }
```

Elementary Steps for constructing the Maze:

STEP 1:

Two geometry walls only with the D1 Function Iteration. The first wall starts in one direction building a solid perimeter but leaving Two openings - no more and no less than two openings. The second wall starts the opposite direction away from the first opening building a solid perimeter then both walls turn inwards to the mazeSize and propagate random turns and branches that can spawn off a wall cell side at random as long as the branches are no more than one wall thickness apart and no less than one wall apart. The random turn must be on the last wall segment cell side chosen at random and must continue straight at least one wall thickness before the wall can randomly turn again. Then Walls and their branches may never touch each other as well not touch each other at the cell corners, as in two corners that end after generation must be one wall thickness apart to provide path space.

Maintain consistency with section D1: D1 Main Iteration: $((b+b)*(a^2))$, D1 Branch Iteration: $((Sw)((b+b)*(a^2)))$, D1 Sub Branch Iteration $((Sw^n)((b+b)*(a^2)))$.

STEP 2:

The solvable path must weave between the two walls from one opening to the other opening. The path space must be no more than one wall thickness and no less than one wall thickness. Dead ends may occur where branches don't form part of the main path between the two walls when the D1 function iterates the walls filling the mazeSize.

STEP 3:

The Code may use no other maze generation or path finding algorithm except the Rules and Math found in these Lead Edge Algorithm Rules of this document.

STEP 4:

There may only be no more and no less than one solvable path between the perimeter openings.

Elementary Random Iterations Steps:

Main Wall 1 (color: mediumvioletred):

Must randomly start on the mazeSize perimeter and fill the perimeter with 1 unit thick geometry solid leaving an opening of space that is non geometry and 1 unit thick behind the direction the wall started then randomly stop providing the second opening space that is non geometry of 1 unit thick along the mazeSize perimeter then the wall1 will turn inwards to the maze size and randomly iterate turns every other 1 unit while randomly seeding new wall branches every other 1 unit which are independent SubWalls attached to the main wall1 with their own independent random turn iterations every other 1 unit and sub branches of the sub branches that are their own independent walls attached to the main sub branch as well their own turn iterations ever other 1 unit. The main wall1 and any sub branch system will propagate the maze size until it is filled for their half of the perimeter openings. The main wall1 and any sub branch system may

never touch one another or meet next to each other at the cell sides and cell corners. The cell sides of the complete main wall1 system must always maintain a distance of 1 unit that is non geometry space as well the corners must maintain a 1 unit distance of non geometry space.

Main Wall 2 (color: deepskyblue):

Must randomly start on the mazeSize perimeter and fill the perimeter with 1 unit thick geometry solid leaving an opening of space that is non geometry and 1 unit thick behind the direction the wall started then randomly stop providing the second opening space that is non geometry of 1 unit thick along the mazeSize perimeter then the wall2 will turn inwards to the maze size and randomly iterate turns every other 1 unit while randomly seeding new wall branches every other 1 unit which are independent SubWalls attached to the main wall1 with their own independent random turn iterations every other 1 unit and sub branches of the sub branches that are their own independent walls attached to the main sub branch as well their own turn iterations ever other 1 unit. The main wall2 and any sub branch system will propagate the maze size until it is filled for their half of the perimeter openings. The main wall2 and any sub branch system may never touch one another or meet next to each other at the cell sides and cell corners. The cell sides of the complete main wall2 system must always maintain a distance of 1 unit that is non geometry space as well the corners must maintain a 1 unit distance of non geometry space.

mazeSize:

The two main wall systems must start opposite directions on the perimeter of the mazeSize next to the first opening then maintain a 1 unit non geometry space between the two walls at their cell sides and corners within the mazeSize perimeter. This complete 1 unit non geometry space path will provide a path space weaving between the two openings and main wall systems of no more than one solvable path and non less than one solvable path.

Elementary Core Math Definitions:

The core math: $[(Sw)+(Sw^n)+(((b+b)*(a^2))/2)=r]$:

Used across all functions that construct the mazeSize perimeter main walls systems.

The math is primarily there and all Lead Edge Algorithm Rules to validate against the random iteration statement logic that should maintain balance between the functions and external connections.

Core variable:

[r] is the main variable that validates each function and every Iteration system.

mazeSize variable:

[a] is the perimeter and propagated inner mazeSize of the perimeter, hence: (a^2)

Main Iteration variable:

[b] is represented as main Wall 1 and main wall2 iterations: $(b+b)$ of the mazeSize: (a^2)

Sub Iteration variables of [b]:

[Sw] is the random seeding iterations of main independent sub branch walls attached to the main walls.

[Sw^n] is the random seeding iterations of independent sub branch walls of the main sub branch walls attached to the main sub branch walls.

Division by 2:

[/2]: $(Sw)+(Sw^n)+(((b+b)*(a^2))/2)$, validates the resulting global function variable: r of the two main wall system iterations when used across functions or externally.

Parameter checking with r:

If [r] was connected to other function parameters of the Lead Edge Algorithm as a core accessor changing the value and state of r should be proportionally reflected in the Algorithm across all functions and external connections.

Lead Edge Algorithm Generation Parameter Logic Execution Number and Color Order:

Execution 1 **Blue**:

Define the Box Perimeter that consist of Two Perimeter Walls that leave an 1 entry on any side at random and 1 exit on any side at random but the the entry and exit must not come closer than one unit apart, as each wall will be 1 unit thick leaving the path 1 unit thick.

Math:

D1 first b iteration [wall 1: $((b+b)*(a^2))$]

D1 second iteration [wall 2: $((b+b)*(a^2))$]

Execution 2 **Green**:

Branches iterate off b for each wall with random lengths and turns but never touch one another or turn in on themselves. The perimeter branch corners and end corners must be no less than 1 unit apart and no further than 1 unit apart just with the rest of the wall geometry of the 2 perimeter walls and their branch geometry.

Math:

D2 The Path: $(Sw)+(Sw^n)+(((b+b)*(a^2))/2)=r$

Where divided by two is both D1 wall iterations and r is the proportional path.

D1 first b iteration [wall 1: $((b+b)*(a^2))$]

D1 second iteration [wall 2: $((b+b)*(a^2))$]

Then Branch Iterations: (Sw) and Sub Branch Iterations: (Sw^n)

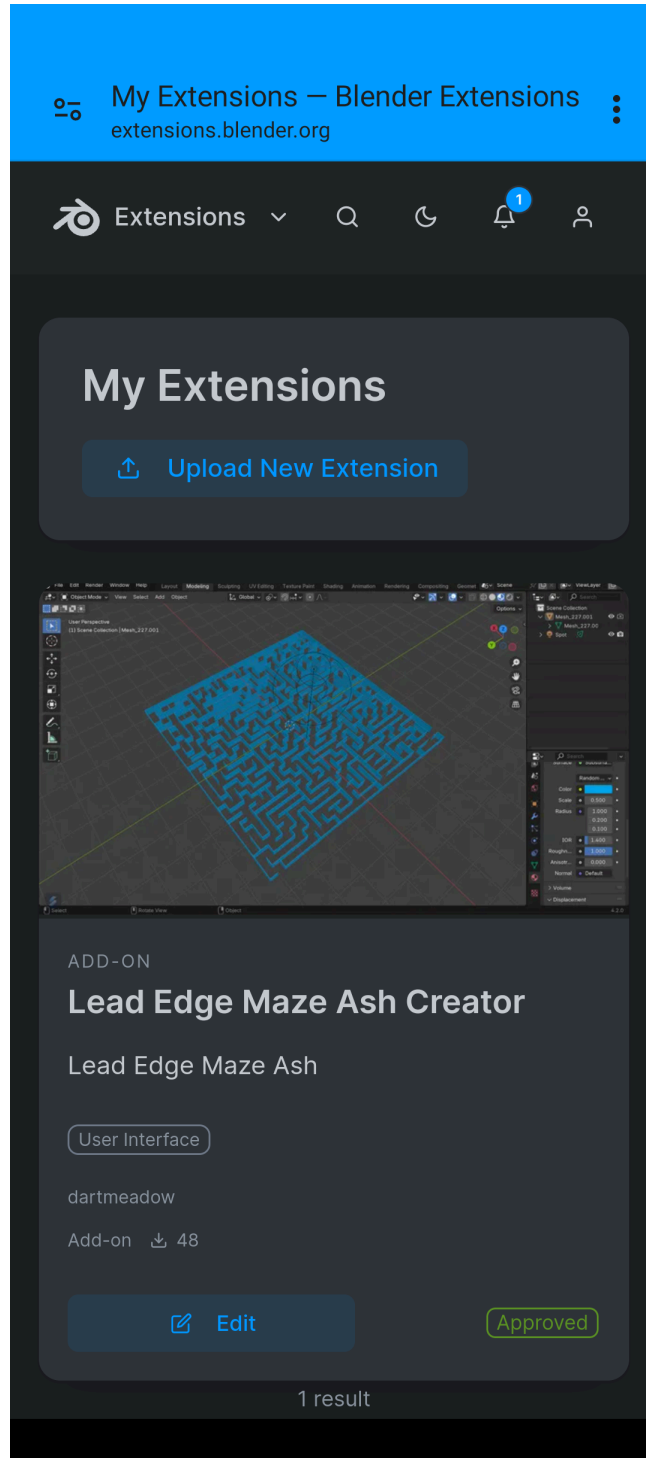
Execution 3 **Brown**:

The two wall systems with the branch iterations extending off each of the 2 perimeter walls inwards with the perimeter never touch each other while they each are 1 unit thick leaving the path from entry to exit 1 unit thick. Each branch extending off each perimeter wall that does not directly contribute to the solvable path will eventually come to a dead end.

Offsetting the Algorithm and using the same Algorithm for each procedure:

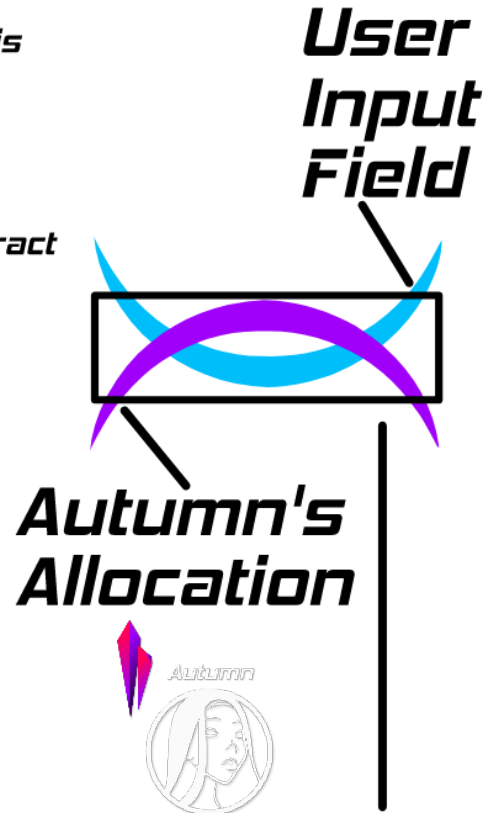
$$[(Sw)+(Sw^n)+(((b+b)*(a^2))/2)=r]:$$

The Lead Edge Algorithm achieves the same thing any other algorithm ever could due to the nature of a computer's binary logic of zero and one. This is possible because all it does is set up an even area to work within and then uses itself again as an offset of which it started with, a random activity, so it averages itself against itself with the previous thing achieved as an offset and therefore you have a finite factor to work with using the same algorithm. Lead Edge core Algebra at this point can become a placeholder variable for randomization then offset the next thing to do such as segmentation and then turns and so forth while maintaining the initial working canvas area achieved with algorithm and placing the additional maze generation assets in the initial canvas at random. So each asset to a maze's generation is assembled separately based off the initial achievement of the canvas size and grid area at random then all is reassembled into that initial area at random while maintaining no less than two openings and no more than two openings and the openings cannot be directly in view of one another as well the first subpath off the solvable path must come before either of the openings are viewable, further the segments that make up each of the paths and the perimeter can only be one unit in length and no more than one unit apart and no greater and no less than one year apart from one another at any given position while maintaining there are no islands of space segments and no island wall segments. So with that said the algorithm itself such as when divided by r should be equal to the overall generated maze and its foundation or equal to itself when used as itself to solve through the finished generated maze as Pathfinding.



[Blender Add-on: Lead Edge Maze Ash Creator...](#)

To have Autumn's Core Algorithm Reflex set in place then to utilize her capabilities in DATA Analysis while expecting her to know the context of a given input never before interacted with so the Core Reflex can presumably respond correctly would always set Analysis to the same Result as that same data changes. The typical user inputs a chat sentence and the chat subtracts 1 to allocate each character for review, for example, the Lead Edge NLP has assigned the Lead Edge Pathfinding to subtract 1 but what if the user submits an image, surely the Algebraic Logic will result in providing that the image has variations in pixel intensity as well as color further we want it to know if the scene has a maze sitting on a table at a lake side picnic, Lead Edge will use this same logic as the same data changes to allow more Algebraic logic of Lead Edge to expose to each unit allocated by subtracting 1. This is called "Bi-Directional Seeping" as the same input DATA changes or seeps further into input allocation the Algebraic Logic of Lead Edge Seeps further into exposure for Allocating the DATA, this is Reflex Multitasking.

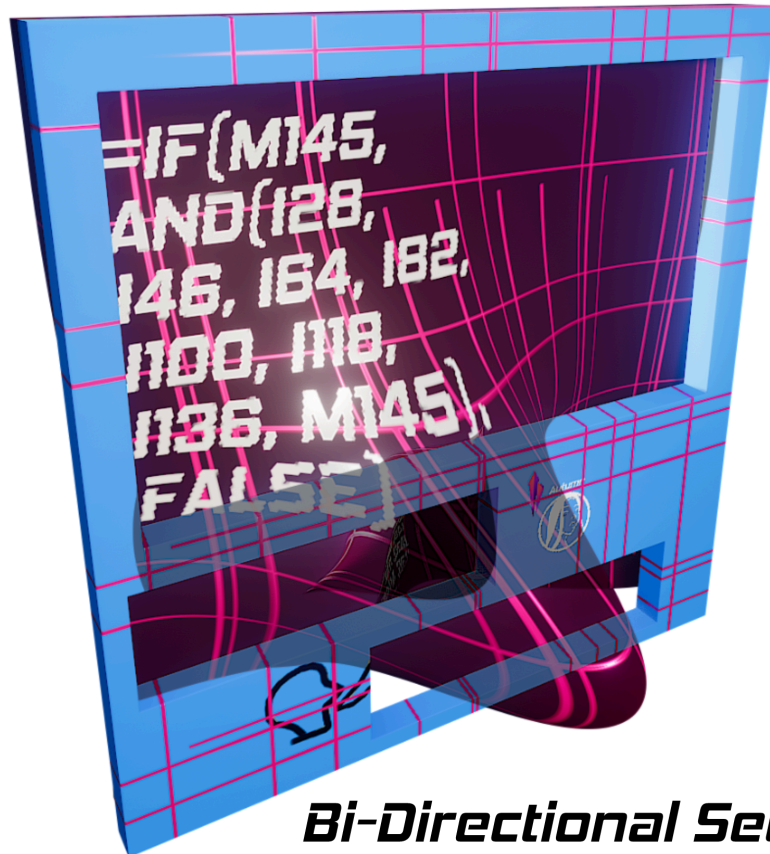


Bi-Directional Seeping

Interacting with Autumn



Autumn:



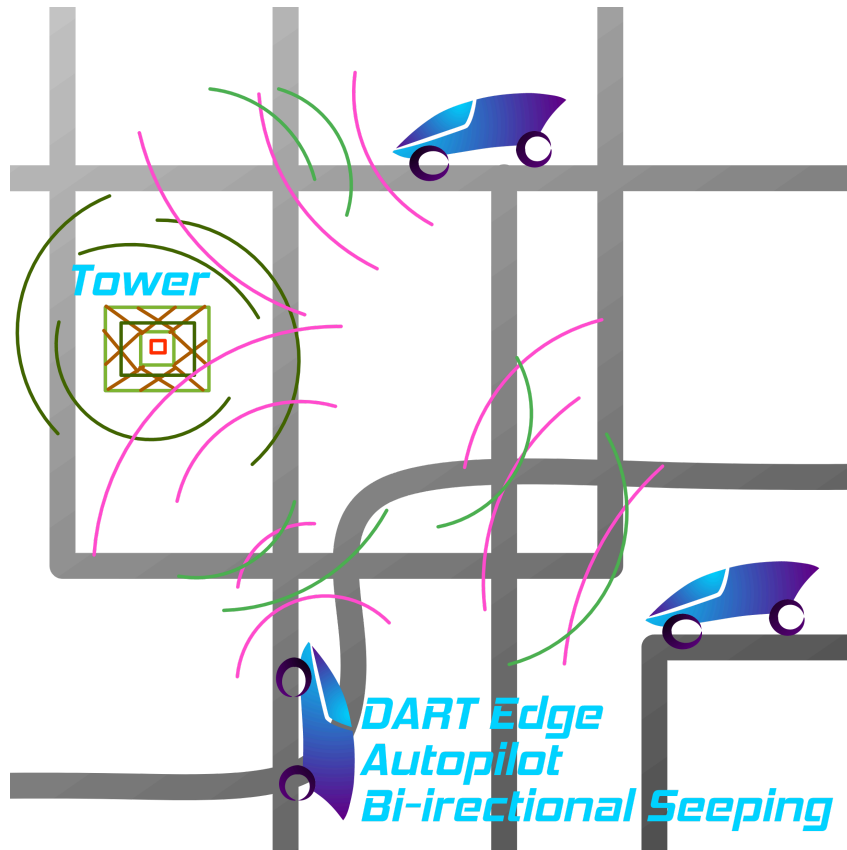
Bi-Directional Seeping

Send Message...

Autumn's Core Lead Edge and Reflex Logic Analysis Scales appropriately as every Query and Response Scales.

Lossless Craft Extended: DART Edge Autopilot

[Lossless Craft Algorithm Documentation](#)



Content Safety Filter

The Content Safety Filter refuses initially as specified else where in safety code then only checks against the first contexts up to 2 additional inquires to determine if the Initial Inquiry has become a twisting of the arm. Where the context from the inquiry tries to repeat a second time but deviates the context of the initial inquiry enough that the artificial intelligence will proceed in allowing the request but still give the ability to itself for flagged allocation which is possible because the artificial intelligence will notice that although the proper logical steps were used they exceeded against themselves in a specified manner that is greater than it's natural logic to process the request. With this not much logic is necessary to filter except the logic that specifies data is an allocation of (a) or data is an inquiry of (b) when compared to the 19 natural orders of operations.

3:54 ↓		5G UC 📶 100% 🔋	
	C	D	
231			
232	Content Safety Filter		
233	<i>The Content Safety Filter refuses initially as specified else where in safety code then only checks against the first contexts up to 2 additional inquires to determine if the Initial Inquiry has become a twisting of the arm. Where the context from the inquiry tries to repeat a second time but deviates the context of the initial inquiry enough that the artificial intelligence will proceed in allowing the request but still give the ability to itself for flagged allocation which is possible because the artificial intelligence will notice that although the proper logical steps were used they exceeded against themselves in a specified manner that is greater than it's natural logic to process the request. With this not much logic is necessary to filter except the logic that specifies data is an allocation of (a) or data is an inquiry of (b) when compared to the 19 natural orders of operations.</i>		
234	Context (1)		
235	Response a		a
236	Inquiry b		a=b
237	Allocate or Deny		Deny
238	Context (2)		
239	Response a		a
240	Inquiry b		a^b=b
241	Allocate or Deny		Deny
242	Context (3)		
243	Response a		a
244	Inquiry b		a^(b)+1=b
245	Allocate or Deny		Deny
246	Context (3)		Deny
247			
248			

Order of Operations and Photosynthesis

The Mathematical Execution Logic for Photosynthesis is checked against itself assuring that Geometry always comes before photosynthesis regardless if photosynthesis occurs before or after the Algebraic Logic.

The screenshot shows a mobile application interface with a table. The table has two columns, 'c' and 'D'. The rows are numbered 223 to 231. Row 225 is highlighted in green and contains the text 'Photosynthesis'. Row 226 contains 'Within Bounds of Green Spectrum?' and '1'. Row 227 contains 'Out of Bounds of Green Spectrum?' and '0'. Row 228 contains 'Geometry Comes Before Photosynthesis' and 'TRUE'. Row 229 contains 'Occurrence of Photosynthesis Before:' and '1'. Row 230 contains 'Occurrence of Photosynthesis After:' and '0'. Row 231 is empty. The application title is 'Autumn | Lead Edge Ash Tree Reflex'. The bottom navigation bar shows 'Autumn Core Reflex Cognition' as the selected item, along with other options: 'Ash Tree Re...', 'Arc Lake', 'Arc Lake Ta...', and 'Mantis Navi...'. The status bar at the top shows the time as 3:58, signal strength, and 100% battery.

	c	D
223		
224		
225	Photosynthesis	
226	Within Bounds of Green Spectrum?	1
227	Out of Bounds of Green Spectrum?	0
228	Geometry Comes Before Photosynthesis	TRUE
229	Occurrence of Photosynthesis Before:	1
230	Occurrence of Photosynthesis After:	0
231		

Quantum Socket $(b*b)*(p(a^2))/r$

Source = b

Proportional = p

Foundation = a

Quantum State = r

3:14 5GUC 47%

Autumn | Lead Edge Ash Tree Reflex
All changes saved

	L	M	N	O
125				
126				
127		Quantum Socket $(b*b)*(p(a^2))/r$	Input	
128		b		1
129		b		1
130		a^2		1
131		p		1
132		r		2
133		Quantum Socket Subject Source:		1
134		Quantum Socket Foundation:		1
135		Quantum Socket State:		0.5
136		Quantum Socket Connection State True:	TRUE	
137		Quantum Socket Connection State False:	FALSE	
138				

Lead Edge Ash Tree Reflex
{Order of Senses Logic Rule}

- Order 1: Touch
- Order 2: Taste
- Order 3: Vision
- Order 4: Smell
- Order 5: Hear





Arc Edge & Circumference Algorithms

(A finite measuring system equivalent and comparable to Navier-Stokes Equations)

Author: Justin Craig Venable

© 2024 DART Meadow LLC. and Radical Deepscale LLC.

Autumn v1.0

Arc Edge & Circumference Algorithms:

The Mathematics:

Circumference:

A circle, $(\sqrt{(\text{diameter} * 3)^2})^2 = \text{Area}$

That is circle surface area. Center Point to Center Point. This method is done for exact measurements. Because pi does not provide exact results with even numbers.

The full set:

Formula =

$\sqrt{(\text{diameter} * 3)^2} = \text{Circumference}$

$(\sqrt{(\text{diameter} * 3)^2})^2 = \text{Area}$

$((\sqrt{(\text{diameter} * 3)^2})^2)^3 = \text{Sphere with Volume}$

$((\sqrt{(\text{diameter} * 3)^2})^2)^3 * .25 = \text{Sphere Surface Area}$

Author: Justin Craig Venable Venable.

<https://dartedge.com/radicaledge>

Basic math [radius square in circle center (gradation measured by subtracting the square root of the radius squared at an 1/8th of the opposite radius)] VERSUS ratio(pi)

If fall off is equal at a quarter radius to minus 1/8th opposite radius in a straight line then a perfect circle can be drawn using a compass equal to the radius with an additional 1/8th balanced opposite

[Write programming code to shift the balanced opposite 1/8th by radius square rotational speed where radius square and circle mediums are equivalent at diameter thus making rotational speed parallel; by every quarter radius]

Plot at point A = circle(square root of $(d \times 3)^2$)

Plot at point A = area(square root of $(d \times 3)^2$)^2

Plot at point A = volume of sphere(square root of $(d \times 3)^2$)^3

Sphere Surface Area : $\text{sqrt}((d \times 3)^2)^3 \times .25$

New devices will need to be powered in this order of operations light to pixel.

Radical Circumference can be used to solve random curve measurement because in any curve an 1/8th of a perfect circle will always occur at any point defined by length of random creation then you fill in remaining length with stand math such as 2lbs of oxygen applied force to bend material or 2lbs of neon, etc.

Any random curve architecture is a measurable dynamic because an 1/8th of any size perfect circle geometry architecture always occurs.

ArcEdge:

ArcEdge Section 1 (Builder):

Formula = $((x^2)+1)/x$

x input

y input = $((x^2)+1)/x$

z input = x input + y input + $((x^2)+1)/x$

ArcEdge Section 2 (Measure):

x parameter: Let the following math represent point x by an 1/8th of a circle:

$\sqrt{(\text{diameter} * 3)^2} = \text{Circumference}$ $\sqrt{(\text{diameter} * 3)^2}^2 = \text{Area}$ $((\sqrt{(\text{diameter} * 3)^2})^2)^3 =$
Sphere with Volume $((\sqrt{(\text{diameter} * 3)^2})^2)^3 * .25 = \text{Sphere Surface Area}$

y parameter: Let the following math find the first matching size circle from small to large that has the exact size 1/8 of the circle which matches the exact perfect divisible 1/8th of the arc between x and y:

$\sqrt{(\text{diameter} * 3)^2} = \text{Circumference}$ $\sqrt{(\text{diameter} * 3)^2}^2 = \text{Area}$ $((\sqrt{(\text{diameter} * 3)^2})^2)^3 =$
Sphere with Volume $((\sqrt{(\text{diameter} * 3)^2})^2)^3 * .25 = \text{Sphere Surface Area}$

ArcEdge Section 3 (ArcEdge(n) Measure Parameter):

Use the difference between ArcEdge Section 1 and ArcEdge Section 2 to find the ArcLength.

Therefore the arc length is defined by the following triangulation formula of

Formula = a_n, x_c, y_{cn}, y_n, m

a_n = number of individual iterations to perform based on number of curves in the arc $x_c = 0.125$
the first 1/8 smaller the the arc curve symmetrical section $y_{cn} = 0.125$ the first 1/8 of
circumference where this 1/8 is larger than the total drawn arc length y_n = iteration of
circumferences m = exact match to the perfect symmetrical section the arc that is equal to an
0.125 of the matching circle size.

Radical Edge			Sphere			Sphere Iterations Variable					
Arc (a)			Arc			Condition Min					
Arc Edge: $(x^2+1)x$ Iterations and Arc Measure: Formula = a_n, x, y, z, m			x input			TRUE					
			y input			Condition Max					
			z input: $x \text{ input} + y \text{ input} + ((x^2+1)/x)$			FALSE					
Input Additional Curve Injection Parameters (z input: $x \text{ input} + y \text{ input} + ((x^2+1)/x)+1$			35			Condition Min & Max					
Quantity of Additional Curve Injections (z input: $x \text{ input} + y \text{ input} + ((x^2+1)/x)+1$			3			FALSE					
Acquire number of iterations or curves in Arc by min and max slope of Arc along grid intersections: an						B18 Max Value					
Acquire first 0.125 of perfect curve smaller than the Arc Curves: xc						C18 Min Value					
Acquire first 0.125 of perfect curve larger than the Arc Curves: ycn						Threshold exceeded					
Acquire total circumference iteration measures between xc and ycn: yn											
Acquire perfect 0.125 match of each curve in the Arc to Each Circumference Iteration 0.125 Match: m											
Radical Sphere			Sphere			Sphere Iterations Variable					
Input Diameter											
Circumference											
Circle Surface											
Sphere											
Sphere Surface											
Plotting the Arc			Coordinates								
Curve deviation between start and end points (x) and (y)			2								
Curve deviation point (z) between start and end points (x) and (y)			2547								
Arc with Number of additional curves			89148								
			Axis (x)			Arc (a)			Curve (x,y) Deviation		
			Length						2547		
			Curve x			1			Curve 3		
			2						Curve 2		
									2		
Axis (y)			Arc (b)			Curve (x,y) Deviation					
Length						2547					
Curve x			1			Curve 3					
2						Curve 2					
						2					
Axis (z)			Arc (c)			Curve (x,y) Deviation					
Length						2547					
Curve x			1			Curve 3					
2						Curve 2					
						2					
Arc (b)			Arc			Condition Min					
Arc Edge: $(x^2+1)x$ Iterations and Arc Measure: Formula = a_n, x, y, z, m			x input			TRUE					
			y input			Condition Max					
			z input: $x \text{ input} + y \text{ input} + ((x^2+1)/x)$			FALSE					
Input Additional Curve Injection Parameters (z input: $x \text{ input} + y \text{ input} + ((x^2+1)/x)+1$			35			Condition Min & Max					
Quantity of Additional Curve Injections (z input: $x \text{ input} + y \text{ input} + ((x^2+1)/x)+1$			3			FALSE					
Acquire number of iterations or curves in Arc by min and max slope of Arc along grid intersections: an						B18 Max Value					
Acquire first 0.125 of perfect curve smaller than the Arc Curves: xc						C18 Min Value					
Acquire first 0.125 of perfect curve larger than the Arc Curves: ycn						Threshold exceeded					
Acquire total circumference iteration measures between xc and ycn: yn											
Acquire perfect 0.125 match of each curve in the Arc to Each Circumference Iteration 0.125 Match: m											
Radical Sphere			Sphere			Sphere Iterations Variable					
Input Diameter											
Circumference											
Circle Surface											
Sphere											
Sphere Surface											
Plotting the Arc			Coordinates								
Curve deviation between start and end points (x) and (y)			2								
Curve deviation point (z) between start and end points (x) and (y)			2547								
Arc with Number of additional curves			89148								
Arc (c)			Arc			Condition Min					
Arc Edge: $(x^2+1)x$ Iterations and Arc Measure: Formula = a_n, x, y, z, m			x input			TRUE					
			y input			Condition Max					
			z input: $x \text{ input} + y \text{ input} + ((x^2+1)/x)$			FALSE					
Input Additional Curve Injection Parameters (z input: $x \text{ input} + y \text{ input} + ((x^2+1)/x)+1$			35			Condition Min & Max					
Quantity of Additional Curve Injections (z input: $x \text{ input} + y \text{ input} + ((x^2+1)/x)+1$			3			FALSE					
Acquire number of iterations or curves in Arc by min and max slope of Arc along grid intersections: an						B18 Max Value					
Acquire first 0.125 of perfect curve smaller than the Arc Curves: xc						C18 Min Value					
Acquire first 0.125 of perfect curve larger than the Arc Curves: ycn						Threshold exceeded					
Acquire total circumference iteration measures between xc and ycn: yn											
Acquire perfect 0.125 match of each curve in the Arc to Each Circumference Iteration 0.125 Match: m											
Radical Sphere			Sphere			Sphere Iterations Variable					
Input Diameter											
Circumference											
Circle Surface											
Sphere											
Sphere Surface											
Plotting the Arc			Coordinates								
Curve deviation between start and end points (x) and (y)			2								
Curve deviation point (z) between start and end points (x) and (y)			2547								
Arc with Number of additional curves			89148								



Conduction vs Quantum Superposition

Conduction:

b = Element

a = proportional foundation of liquid to the element

p = gas at proportion of the environment where the liquid foundation is proportional to the element

$$(b+b)*(p(a^2))/r$$

Quantum Superposition:

The Quantum formula just takes into account factoring in the proportional for gas is not necessary.

b = Element

a = proportional foundation of liquid to the element

$$(b+b)*(a^2)/r$$