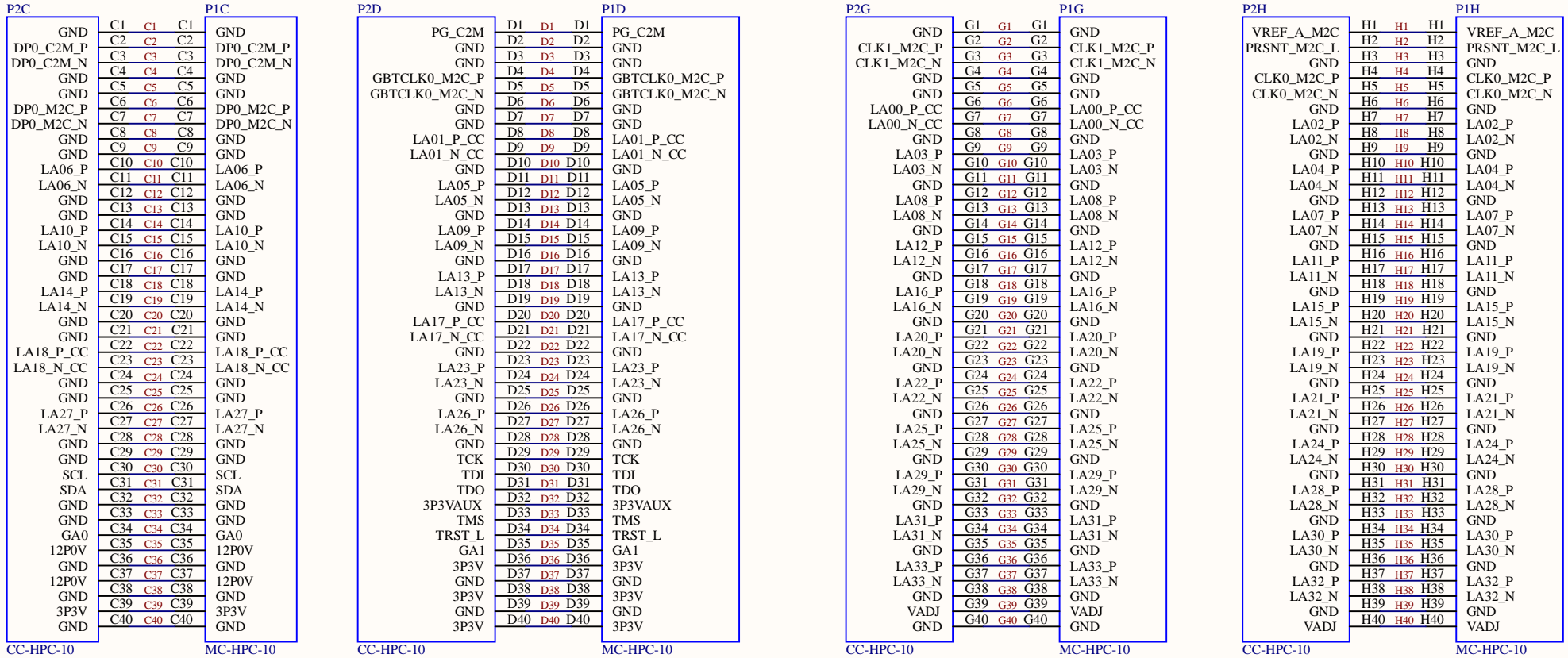
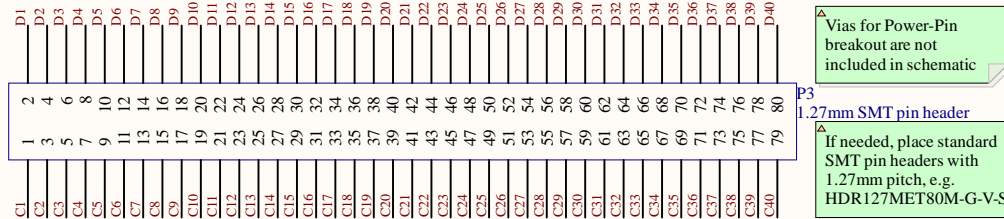



Low-pin count (LPC) subset of High-pin count (HPC) connector



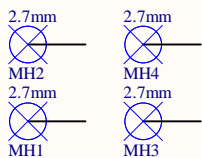
Breakout pads (row C and row D)



Breakout pads (row G and row H)



Mounting holes (commercial grade mounting)



Fiducial marks, top layer



Fiducial marks, bottom layer



Labels



Title: Low-pin count (LPC) row C, D, G, and H breakout, Commercial grade mounting

Project: FMC HPC to LPC breakout module (single width)

Website: www.fmchub.com

Date: 12.12.2024

Engineer: PFH

Rev: A

Sheet: 1 / 3



High-pin count (HPC) connector

P2A				P1A			
GND	A1	A1	A1	GND			
DP1_M2C_P	A2	A2	A2	DP1_M2C_P			
DP1_M2C_N	A3	A3	A3	DP1_M2C_N			
GND	A4	A4	A4	GND			
GND	A5	A5	A5	GND			
DP2_M2C_P	A6	A6	A6	DP2_M2C_P			
DP2_M2C_N	A7	A7	A7	DP2_M2C_N			
GND	A8	A8	A8	GND			
GND	A9	A9	A9	GND			
DP3_M2C_P	A10	A10	A10	DP3_M2C_P			
DP3_M2C_N	A11	A11	A11	DP3_M2C_N			
GND	A12	A12	A12	GND			
GND	A13	A13	A13	GND			
DP4_M2C_P	A14	A14	A14	DP4_M2C_P			
DP4_M2C_N	A15	A15	A15	DP4_M2C_N			
GND	A16	A16	A16	GND			
GND	A17	A17	A17	GND			
DP5_M2C_P	A18	A18	A18	DP5_M2C_P			
DP5_M2C_N	A19	A19	A19	DP5_M2C_N			
GND	A20	A20	A20	GND			
GND	A21	A21	A21	GND			
DP1_C2M_P	A22	A22	A22	DP1_C2M_P			
DP1_C2M_N	A23	A23	A23	DP1_C2M_N			
GND	A24	A24	A24	GND			
GND	A25	A25	A25	GND			
DP2_C2M_P	A26	A26	A26	DP2_C2M_P			
DP2_C2M_N	A27	A27	A27	DP2_C2M_N			
GND	A28	A28	A28	GND			
GND	A29	A29	A29	GND			
DP3_C2M_P	A30	A30	A30	DP3_C2M_P			
DP3_C2M_N	A31	A31	A31	DP3_C2M_N			
GND	A32	A32	A32	GND			
GND	A33	A33	A33	GND			
DP4_C2M_P	A34	A34	A34	DP4_C2M_P			
DP4_C2M_N	A35	A35	A35	DP4_C2M_N			
GND	A36	A36	A36	GND			
GND	A37	A37	A37	GND			
DP5_C2M_P	A38	A38	A38	DP5_C2M_P			
DP5_C2M_N	A39	A39	A39	DP5_C2M_N			
GND	A40	A40	A40	GND			

CC-HPC-10 MC-HPC-10

P2B				P1B			
RES1	B1	B1	B1	RES1			
GND	B2	B2	B2	GND			
GND	B3	B3	B3	GND			
DP9_M2C_P	B4	B4	B4	DP9_M2C_P			
DP9_M2C_N	B5	B5	B5	DP9_M2C_N			
GND	B6	B6	B6	GND			
GND	B7	B7	B7	GND			
DP8_M2C_P	B8	B8	B8	DP8_M2C_P			
DP8_M2C_N	B9	B9	B9	DP8_M2C_N			
GND	B10	B10	B10	GND			
GND	B11	B11	B11	GND			
DP7_M2C_P	B12	B12	B12	DP7_M2C_P			
DP7_M2C_N	B13	B13	B13	DP7_M2C_N			
GND	B14	B14	B14	GND			
GND	B15	B15	B15	GND			
DP6_M2C_P	B16	B16	B16	DP6_M2C_P			
DP6_M2C_N	B17	B17	B17	DP6_M2C_N			
GND	B18	B18	B18	GND			
GND	B19	B19	B19	GND			
GBTCLK1_M2C_P	B20	B20	B20	GBTCLK1_M2C_P			
GBTCLK1_M2C_N	B21	B21	B21	GBTCLK1_M2C_N			
GND	B22	B22	B22	GND			
GND	B23	B23	B23	GND			
DP9_C2M_P	B24	B24	B24	DP9_C2M_P			
DP9_C2M_N	B25	B25	B25	DP9_C2M_N			
GND	B26	B26	B26	GND			
GND	B27	B27	B27	GND			
DP8_C2M_P	B28	B28	B28	DP8_C2M_P			
DP8_C2M_N	B29	B29	B29	DP8_C2M_N			
GND	B30	B30	B30	GND			
GND	B31	B31	B31	GND			
DP7_C2M_P	B32	B32	B32	DP7_C2M_P			
DP7_C2M_N	B33	B33	B33	DP7_C2M_N			
GND	B34	B34	B34	GND			
GND	B35	B35	B35	GND			
DP6_C2M_P	B36	B36	B36	DP6_C2M_P			
DP6_C2M_N	B37	B37	B37	DP6_C2M_N			
GND	B38	B38	B38	GND			
GND	B39	B39	B39	GND			
RES0	B40	B40	B40	RES0			

CC-HPC-10 MC-HPC-10

P2E				P1E			
GND	E1	E1	E1	GND			
HA01_P_CC	E2	E2	E2	HA01_P_CC			
HA01_N_CC	E3	E3	E3	HA01_N_CC			
GND	E4	E4	E4	GND			
GND	E5	E5	E5	GND			
HA05_P	E6	E6	E6	HA05_P			
HA05_N	E7	E7	E7	HA05_N			
GND	E8	E8	E8	GND			
HA09_P	E9	E9	E9	HA09_P			
HA09_N	E10	E10	E10	HA09_N			
GND	E11	E11	E11	GND			
GND	E12	E12	E12	GND			
HA13_P	E13	E13	E13	HA13_P			
HA13_N	E14	E14	E14	HA13_N			
GND	E15	E15	E15	GND			
HA16_P	E16	E16	E16	HA16_P			
HA16_N	E17	E17	E17	HA16_N			
GND	E18	E18	E18	GND			
HA20_P	E19	E19	E19	HA20_P			
HA20_N	E20	E20	E20	HA20_N			
GND	E21	E21	E21	GND			
HB03_P	E22	E22	E22	HB03_P			
HB03_N	E23	E23	E23	HB03_N			
GND	E24	E24	E24	GND			
HB05_P	E25	E25	E25	HB05_P			
HB05_N	E26	E26	E26	HB05_N			
GND	E27	E27	E27	GND			
HB09_P	E28	E28	E28	HB09_P			
HB09_N	E29	E29	E29	HB09_N			
GND	E30	E30	E30	GND			
HB13_P	E31	E31	E31	HB13_P			
HB13_N	E32	E32	E32	HB13_N			
GND	E33	E33	E33	GND			
HB19_P	E34	E34	E34	HB19_P			
HB19_N	E35	E35	E35	HB19_N			
GND	E36	E36	E36	GND			
HB21_P	E37	E37	E37	HB21_P			
HB21_N	E38	E38	E38	HB21_N			
GND	E39	E39	E39	GND			
VADJ	E40	E40	E40	VADJ			
GND				GND			

CC-HPC-10 MC-HPC-10

Pass-through of row A

Pass-through of row B

Pass-through of row E

P2 is Carrier Card (CC) connector on top side

P1 is Mezzanine Card (CC) connector on bottom side

Title: High-pin count (HPC) row A, B, and C pass-through

Project: FMC HPC to LPC breakout module (single width)

Website: www.fmchub.com

Date: 12.12.2024

Engineer: PFH

Rev: A

Sheet: 2 / 3



High-pin count (HPC) connector

P2F			P1F		
PG_M2C	F1	F1	F1	PG_M2C	
GND	F2	F2	F2	GND	
GND	F3	F3	F3	GND	
HA00_P_CC	F4	F4	F4	HA00_P_CC	
HA00_N_CC	F5	F5	F5	HA00_N_CC	
GND	F6	F6	F6	GND	
HA04_P	F7	F7	F7	HA04_P	
HA04_N	F8	F8	F8	HA04_N	
GND	F9	F9	F9	GND	
HA08_P	F10	F10	F10	HA08_P	
HA08_N	F11	F11	F11	HA08_N	
GND	F12	F12	F12	GND	
HA12_P	F13	F13	F13	HA12_P	
HA12_N	F14	F14	F14	HA12_N	
GND	F15	F15	F15	GND	
HA15_P	F16	F16	F16	HA15_P	
HA15_N	F17	F17	F17	HA15_N	
GND	F18	F18	F18	GND	
HA19_P	F19	F19	F19	HA19_P	
HA19_N	F20	F20	F20	HA19_N	
GND	F21	F21	F21	GND	
HB02_P	F22	F22	F22	HB02_P	
HB02_N	F23	F23	F23	HB02_N	
GND	F24	F24	F24	GND	
HB04_P	F25	F25	F25	HB04_P	
HB04_N	F26	F26	F26	HB04_N	
GND	F27	F27	F27	GND	
HB08_P	F28	F28	F28	HB08_P	
HB08_N	F29	F29	F29	HB08_N	
GND	F30	F30	F30	GND	
HB12_P	F31	F31	F31	HB12_P	
HB12_N	F32	F32	F32	HB12_N	
GND	F33	F33	F33	GND	
HB16_P	F34	F34	F34	HB16_P	
HB16_N	F35	F35	F35	HB16_N	
GND	F36	F36	F36	GND	
HB20_P	F37	F37	F37	HB20_P	
HB20_N	F38	F38	F38	HB20_N	
GND	F39	F39	F39	GND	
VADJ	F40	F40	F40	VADJ	

CC-HPC-10

MC-HPC-10

Pass-through of row F

P2I			P1I		
GND	J1	J1	J1	GND	
CLK3_M2C_P	J2	J2	J2	CLK3_M2C_P	
CLK3_M2C_N	J3	J3	J3	CLK3_M2C_N	
GND	J4	J4	J4	GND	
GND	J5	J5	J5	GND	
HA03_P	J6	J6	J6	HA03_P	
HA03_N	J7	J7	J7	HA03_N	
GND	J8	J8	J8	GND	
HA07_P	J9	J9	J9	HA07_P	
HA07_N	J10	J10	J10	HA07_N	
GND	J11	J11	J11	GND	
HA11_P	J12	J12	J12	HA11_P	
HA11_N	J13	J13	J13	HA11_N	
GND	J14	J14	J14	GND	
HA14_P	J15	J15	J15	HA14_P	
HA14_N	J16	J16	J16	HA14_N	
GND	J17	J17	J17	GND	
HA18_P	J18	J18	J18	HA18_P	
HA18_N	J19	J19	J19	HA18_N	
GND	J20	J20	J20	GND	
HA22_P	J21	J21	J21	HA22_P	
HA22_N	J22	J22	J22	HA22_N	
GND	J23	J23	J23	GND	
HB01_P	J24	J24	J24	HB01_P	
HB01_N	J25	J25	J25	HB01_N	
GND	J26	J26	J26	GND	
HB07_P	J27	J27	J27	HB07_P	
HB07_N	J28	J28	J28	HB07_N	
GND	J29	J29	J29	GND	
HB11_P	J30	J30	J30	HB11_P	
HB11_N	J31	J31	J31	HB11_N	
GND	J32	J32	J32	GND	
HB15_P	J33	J33	J33	HB15_P	
HB15_N	J34	J34	J34	HB15_N	
GND	J35	J35	J35	GND	
HB18_P	J36	J36	J36	HB18_P	
HB18_N	J37	J37	J37	HB18_N	
GND	J38	J38	J38	GND	
VIO_B_M2C	J39	J39	J39	VIO_B_M2C	
GND	J40	J40	J40	GND	

CC-HPC-10

MC-HPC-10

Pass-through of row J

P2J			P1J		
VREF_B_M2C	K1	K1	K1	VREF_B_M2C	
GND	K2	K2	K2	GND	
GND	K3	K3	K3	GND	
CLK2_M2C_P	K4	K4	K4	CLK2_M2C_P	
CLK2_M2C_N	K5	K5	K5	CLK2_M2C_N	
GND	K6	K6	K6	GND	
HA02_P	K7	K7	K7	HA02_P	
HA02_N	K8	K8	K8	HA02_N	
GND	K9	K9	K9	GND	
HA06_P	K10	K10	K10	HA06_P	
HA06_N	K11	K11	K11	HA06_N	
GND	K12	K12	K12	GND	
HA10_P	K13	K13	K13	HA10_P	
HA10_N	K14	K14	K14	HA10_N	
GND	K15	K15	K15	GND	
HA17_P_CC	K16	K16	K16	HA17_P_CC	
HA17_N_CC	K17	K17	K17	HA17_N_CC	
GND	K18	K18	K18	GND	
HA21_P	K19	K19	K19	HA21_P	
HA21_N	K20	K20	K20	HA21_N	
GND	K21	K21	K21	GND	
HA23_P	K22	K22	K22	HA23_P	
HA23_N	K23	K23	K23	HA23_N	
GND	K24	K24	K24	GND	
HB00_P_CC	K25	K25	K25	HB00_P_CC	
HB00_N_CC	K26	K26	K26	HB00_N_CC	
GND	K27	K27	K27	GND	
HB06_P_CC	K28	K28	K28	HB06_P_CC	
HB06_N_CC	K29	K29	K29	HB06_N_CC	
GND	K30	K30	K30	GND	
HB10_P	K31	K31	K31	HB10_P	
HB10_N	K32	K32	K32	HB10_N	
GND	K33	K33	K33	GND	
HB14_P	K34	K34	K34	HB14_P	
HB14_N	K35	K35	K35	HB14_N	
GND	K36	K36	K36	GND	
HB17_P_CC	K37	K37	K37	HB17_P_CC	
HB17_N_CC	K38	K38	K38	HB17_N_CC	
GND	K39	K39	K39	GND	
VIO_B_M2C	K40	K40	K40	VIO_B_M2C	

CC-HPC-10

MC-HPC-10

Pass-through of row K

Title: High-pin count (HPC) row F, J, and K pass-through

Project: FMC HPC to LPC breakout module (single width)

Website: www.fmchub.com

Date: 12.12.2024

Engineer: PFH

Rev: A

Sheet: 3 / 3

