

Hi-MO **5m**

LR5-72HIH 530~550M

- Based on M10-182mm wafer, best choice for ultra-large power plants
- Advanced module technology delivers superior module efficiency
 - M10 Gallium-doped Wafer
 - Smart Soldering
 - 9-busbar Half-cut Cell
- Excellent outdoor power generation performance
- High module quality ensures long-term reliability

12

12-year Warranty for
Materials and Processing

25

25-year Warranty for Extra
Linear Power Output

Complete System and Product Certifications

IEC 61215, IEC 61730, UL 61730

ISO 9001:2015: ISO Quality Management System

ISO 14001: 2015: ISO Environment Management System

TS62941: Guideline for module design qualification and type approval

ISO 45001: 2018: Occupational Health and Safety

LONGI



21.5%
MAX MODULE
EFFICIENCY


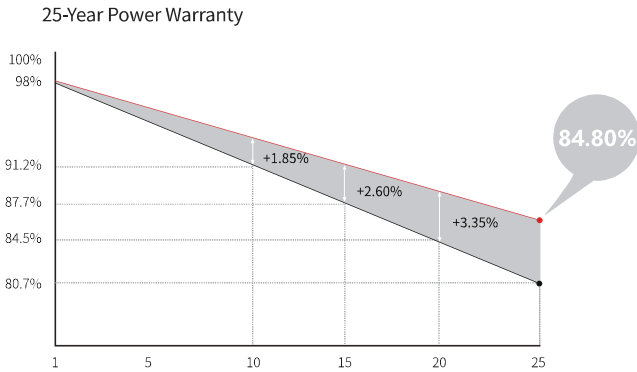
0~+5W
POWER
TOLERANCE

<2%
FIRST YEAR
POWER DEGRADATION

0.55%
YEAR 2-25
POWER DEGRADATION

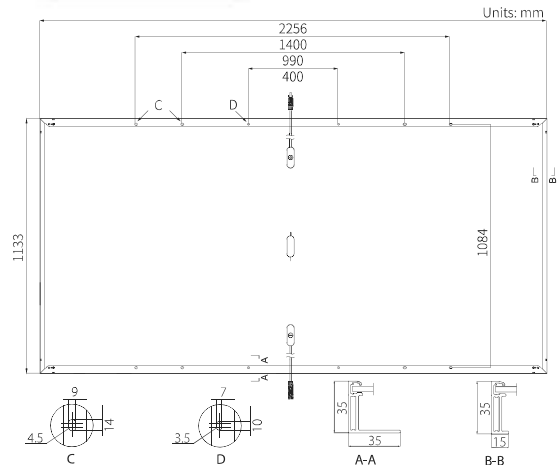
HALF-CELL
Lower operating temperature

Additional Value



Mechanical Parameters

Cell Orientation	144 (6×24)
Junction Box	IP68, three diodes
Output Cable	4mm ² , +400, -200mm length can be customized
Connector	LONGi LR5 or MC4 EVO2
Glass	Single glass, 3.2mm coated tempered glass
Frame	Anodized aluminum alloy frame
Weight	27.2kg
Dimension	2256×1133×35mm
Packaging	31pcs per pallet / 155pcs per 20' GP / 620pcs per 40' HC



Electrical Characteristics

STC : AM1.5 1000W/m² 25°C

NOCT : AM1.5 800W/m² 20°C 1m/s

Test uncertainty for P_{max}: ±3%

Module Type	LR5-72HIH-530M		LR5-72HIH-535M		LR5-72HIH-540M		LR5-72HIH-545M		LR5-72HIH-550M	
	STC	NOCT	STC	NOCT	STC	NOCT	STC	NOCT	STC	NOCT
Maximum Power (P _{max} /W)	530	395.8	535	399.5	540	403.3	545	407.0	550	410.7
Open Circuit Voltage (V _{oc} /V)	49.20	46.12	49.35	46.26	49.50	46.41	49.65	46.55	49.80	46.69
Short Circuit Current (I _{sc} /A)	13.71	11.09	13.78	11.15	13.85	11.20	13.92	11.25	13.98	11.31
Voltage at Maximum Power (V _{mp} /V)	41.35	38.50	41.50	38.64	41.65	38.78	41.80	38.92	41.95	39.06
Current at Maximum Power (I _{mp} /A)	12.82	10.28	12.90	10.34	12.97	10.40	13.04	10.46	13.12	10.52
Module Efficiency(%)	20.7		20.9		21.1		21.3		21.5	

Operating Parameters

Operational Temperature	-40°C ~ +85°C
Power Output Tolerance	0 ~ +5 W
V _{oc} and I _{sc} Tolerance	±3%
Maximum System Voltage	DC1500V (IEC/UL)
Maximum Series Fuse Rating	25A
Nominal Operating Cell Temperature	45±2°C
Protection Class	Class II
Fire Rating	UL type 1 or 2

Mechanical Loading

Front Side Maximum Static Loading	5400Pa
Rear Side Maximum Static Loading	2400Pa
Hailstone Test	25mm Hailstone at the speed of 23m/s

Temperature Ratings (STC)

Temperature Coefficient of I _{sc}	+0.048%/°C
Temperature Coefficient of V _{oc}	-0.270%/°C
Temperature Coefficient of P _{max}	-0.350%/°C