

ReddAPI-Interface Docs

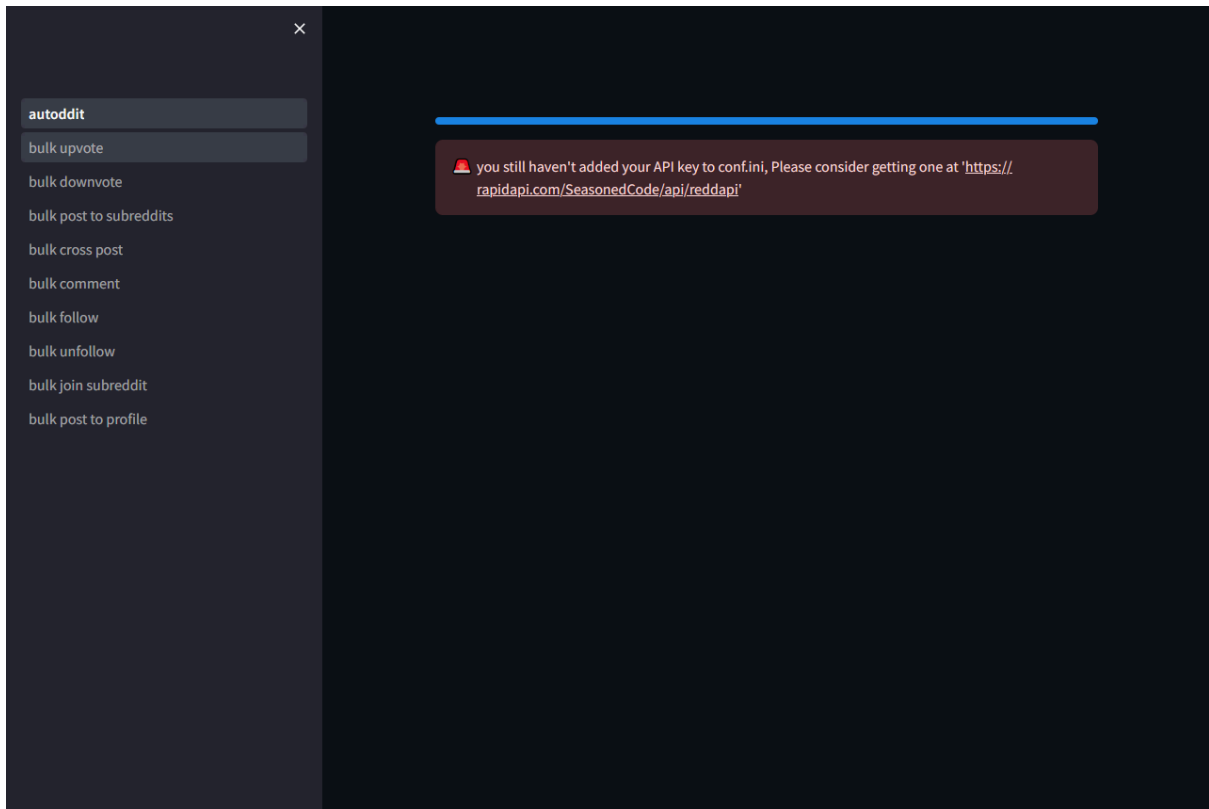
Table of Contents

1. [Usage Guide](#)
 - Dashboard Overview
 - The main concept
2. [Key Features](#)
 - Upvote posts
 - Downvote posts
 - Cross-post Automation
 - Auto Post to subreddits
 - Auto Post to profile
 - Comment Automation
 - Follow
 - unfollow
 - Auto Join subreddits
3. [Troubleshooting](#)
 - Common Issues

1. Usage Guide

Dashboard Overview

After the App is started you will see something like this:



Now forget about the Error message and focus on the dashboard, On the left there is a sidebar with all the things you can do using ReddAPI-Interface e.g. bulk upvotes downvotes comments etc...

Info: the dashboard colour will be dark or white based on your system preference

The main concept

this is the most important section cause you will know the main concept of the bot and how to use it easily, so please focus and let's go

The whole bot is based on **Reddapi** the bot relies on to interact with Reddit

So For the bot to work you need to get your API key from [Rapidapi](#)

After that, you will get a key similar to this

```
2cx2887cb6msgb0a536b8v0b457Ab11bd69jqn591591b0ac4
```

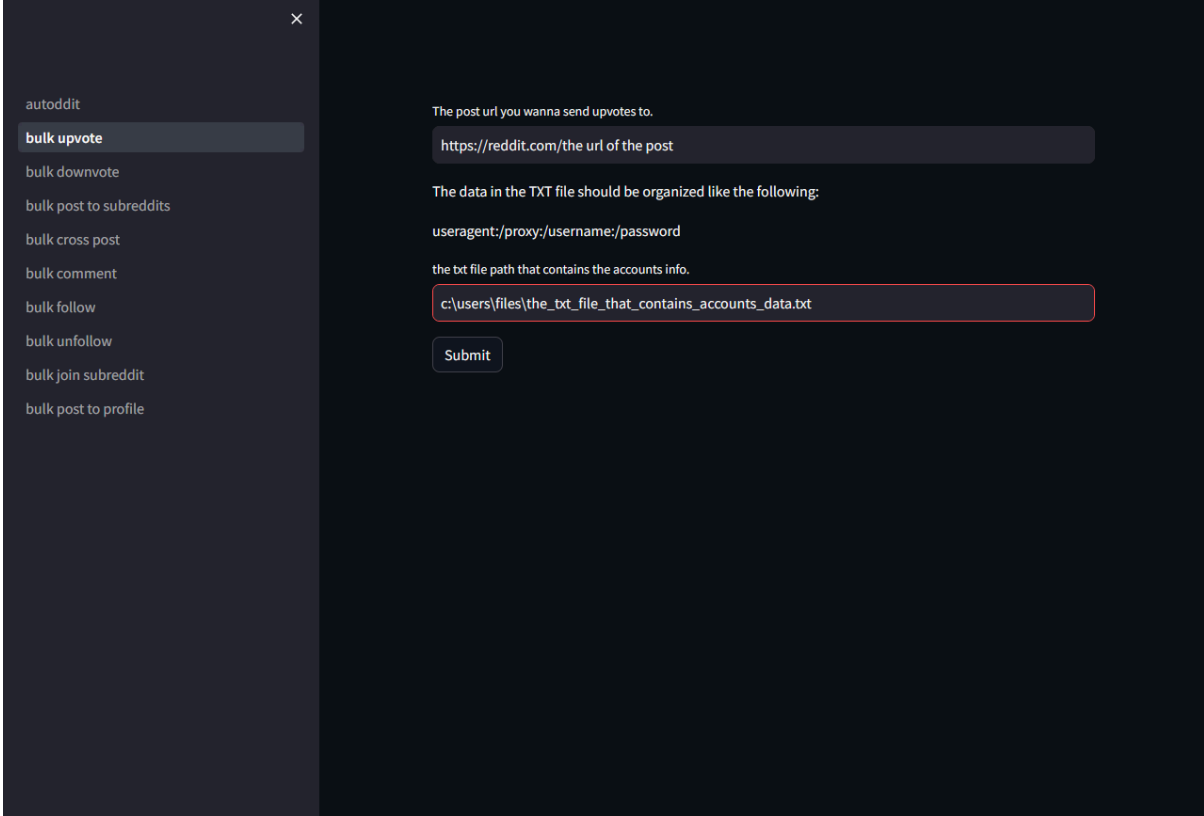
Open the "conf.ini" file and replace "`your_X_rapid_api_key`" with the key you got from RapidAPI save the file and close it and the error message will disappear, from then you are good to go

Another thing to know; ReddAPI interface works on a simple input-output principle. You just list the accounts you want to automate in a text file, and voila! The bot takes care of the rest. Easy, right?

2. Key Features

Upvote posts

It is easy To send bulk upvotes to a post



The screenshot shows a dark-themed web interface for sending bulk upvotes. On the left is a sidebar menu with options: autoddit, **bulk upvote**, bulk downvote, bulk post to subreddits, bulk cross post, bulk comment, bulk follow, bulk unfollow, bulk join subreddit, and bulk post to profile. The main area contains a form with the following fields and instructions:

- Label: "The post url you wanna send upvotes to." followed by an input field containing "https://reddit.com/the url of the post".
- Label: "The data in the TXT file should be organized like the following:" followed by the example text "useragent:/proxy:/username:/password".
- Label: "the txt file path that contains the accounts info." followed by an input field containing "c:\users\files\the_txt_file_that_contains_accounts_data.txt".
- A "Submit" button at the bottom.

As you saw there are two inputs the post url and the Txt file path that contains the account data as you can see; in order for the bot to work properly you need to organise the data in the text file same as in the example

Like this:

```
useragent::proxy::username::password
```

Not something like this:

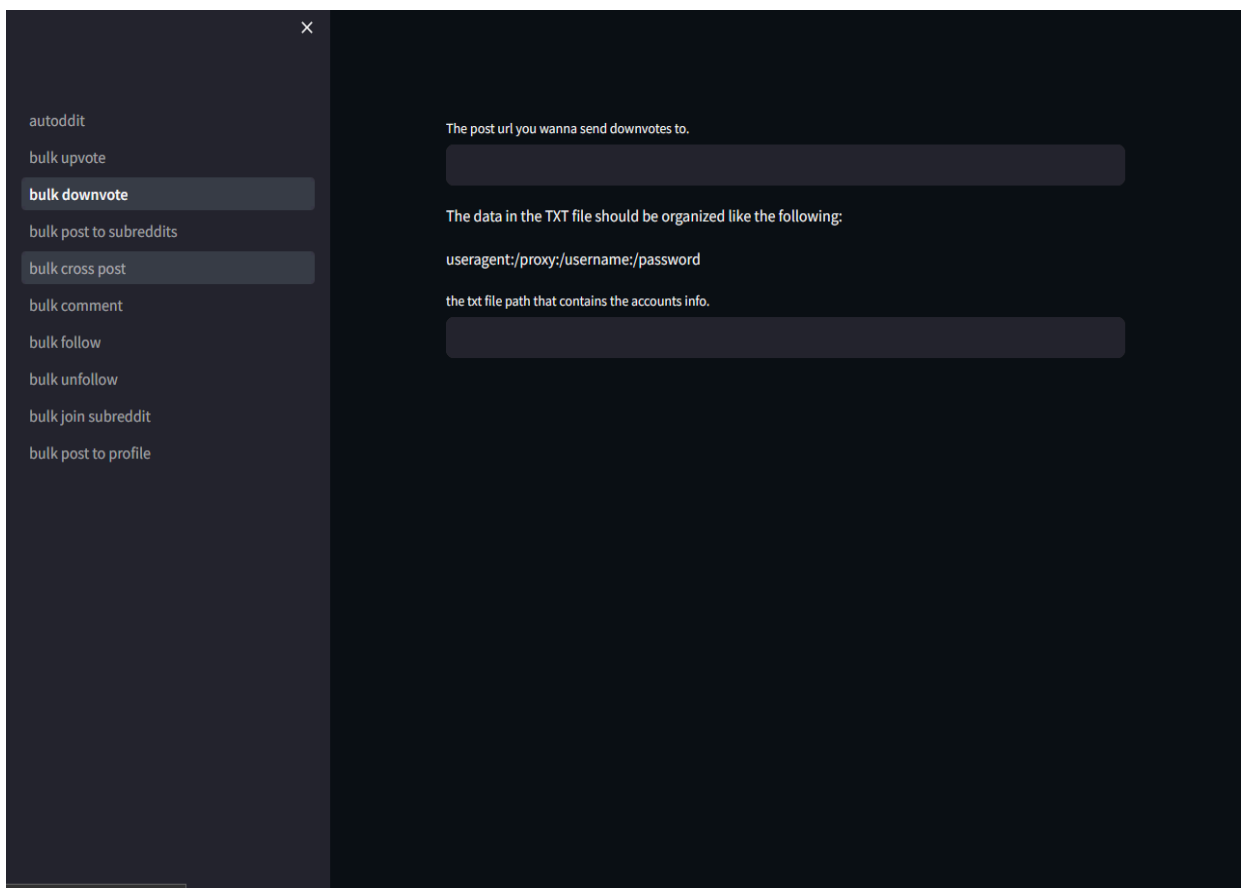
```
username::password::useragent::proxy
```

Or this:

useragent/proxy::username//password

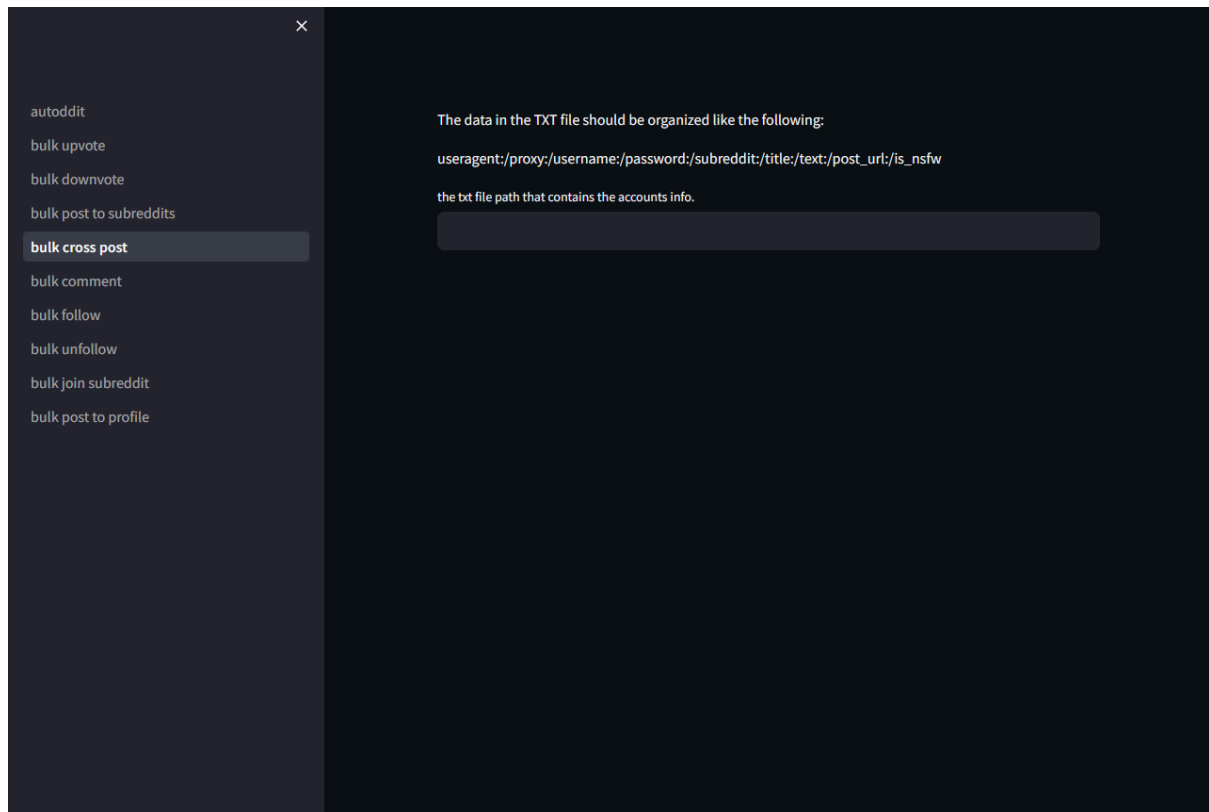
Downvote posts

Basically, it is the same as the upvote, the only difference is this sends downvotes to the post url rather than upvotes



Cross-post Automation

This section is for bulk cross-posts as you may noticed that there is only one input for the file path that contains the accounts data



Let me explain more

Basically in the Txt file, you should organize data like this

```
useragent::proxy::username::password::subreddit::title::text::post_url::is_nsfw
```

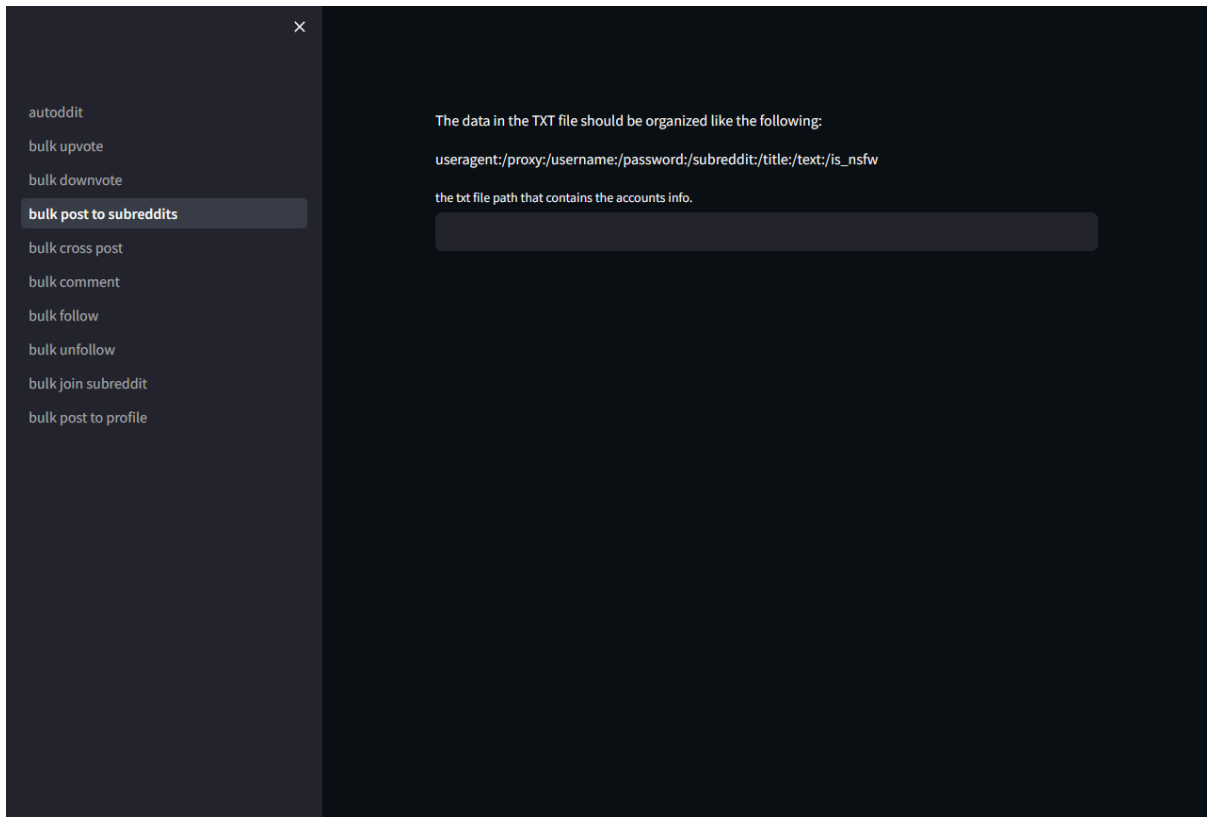
Each line represents one account which means that this account

Will go to subreddit and crosspost the post_url with the title and text

For is_nsfw should be either True if the post is NSFW or False if it isn't

Auto Post to subreddits

As you see this section is for bulk post to subreddits



the Txt file, you should organize data like this

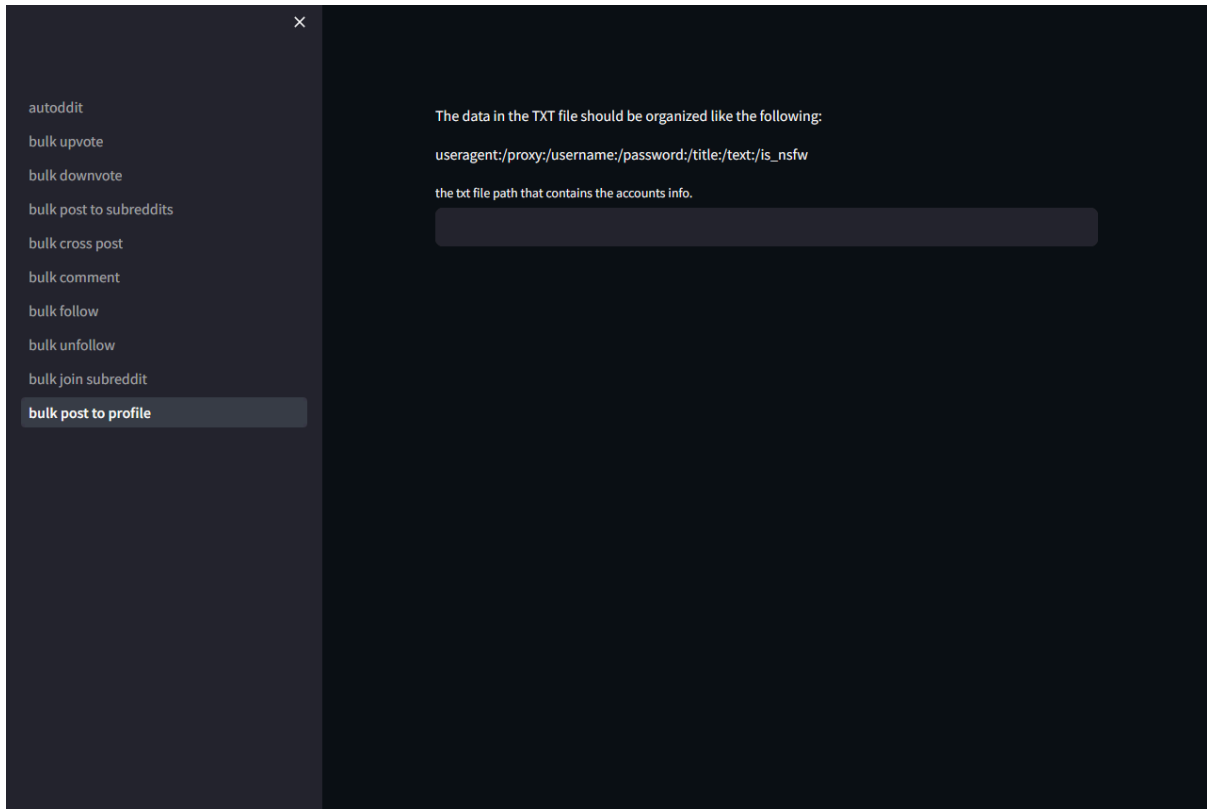
```
useragent::proxy::username::password::subreddit::title::text::is_nsfw
```

Basically the same as bulk cross post but here we don't provide a post url

Each line represents a single account and its related data

Auto Post to profile

This is the section to bulk post in profile



the Txt file, you should organize data like this

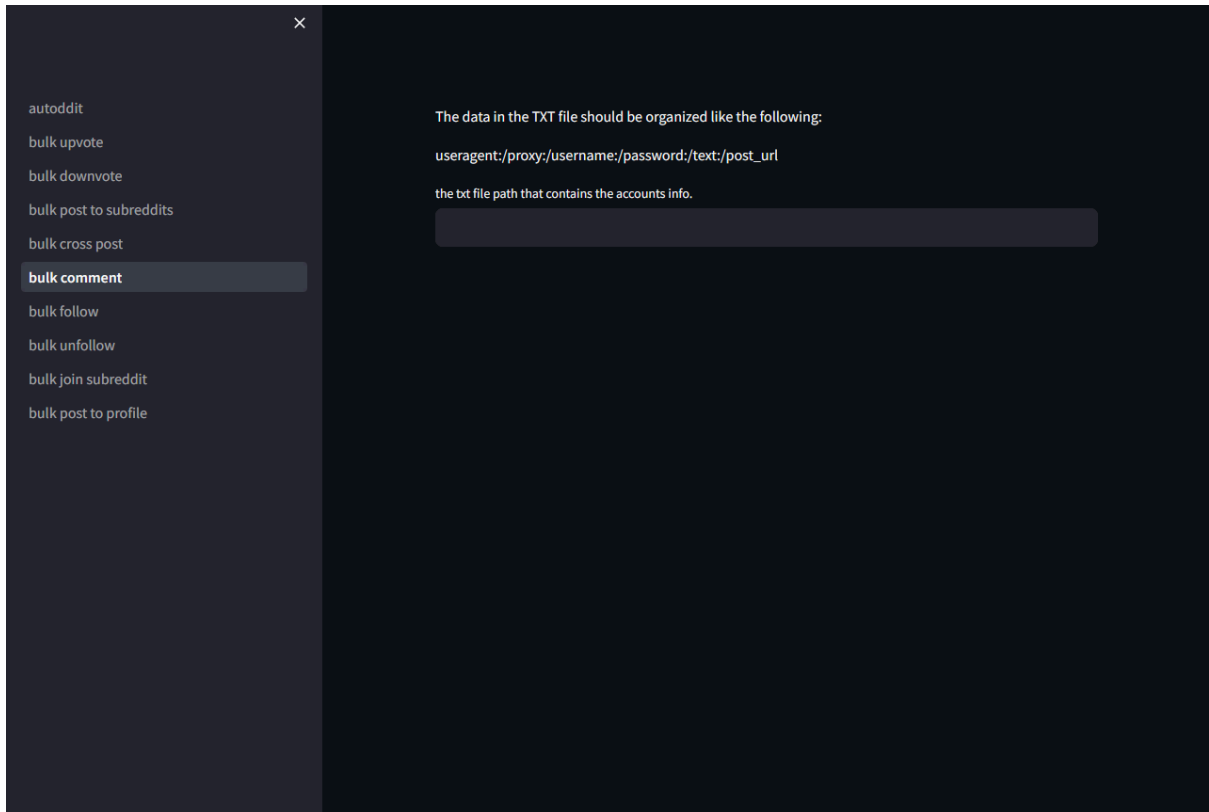
```
useragent::proxy::username::password::title::text::is_nsfw
```

Again it is the same as post to subreddit but here we don't provide a subreddit cause we will post in our profile 😊

Each line represents a single account and its related data

Comment Automation

This section for bulk comment



the Txt file, you should organize data like this

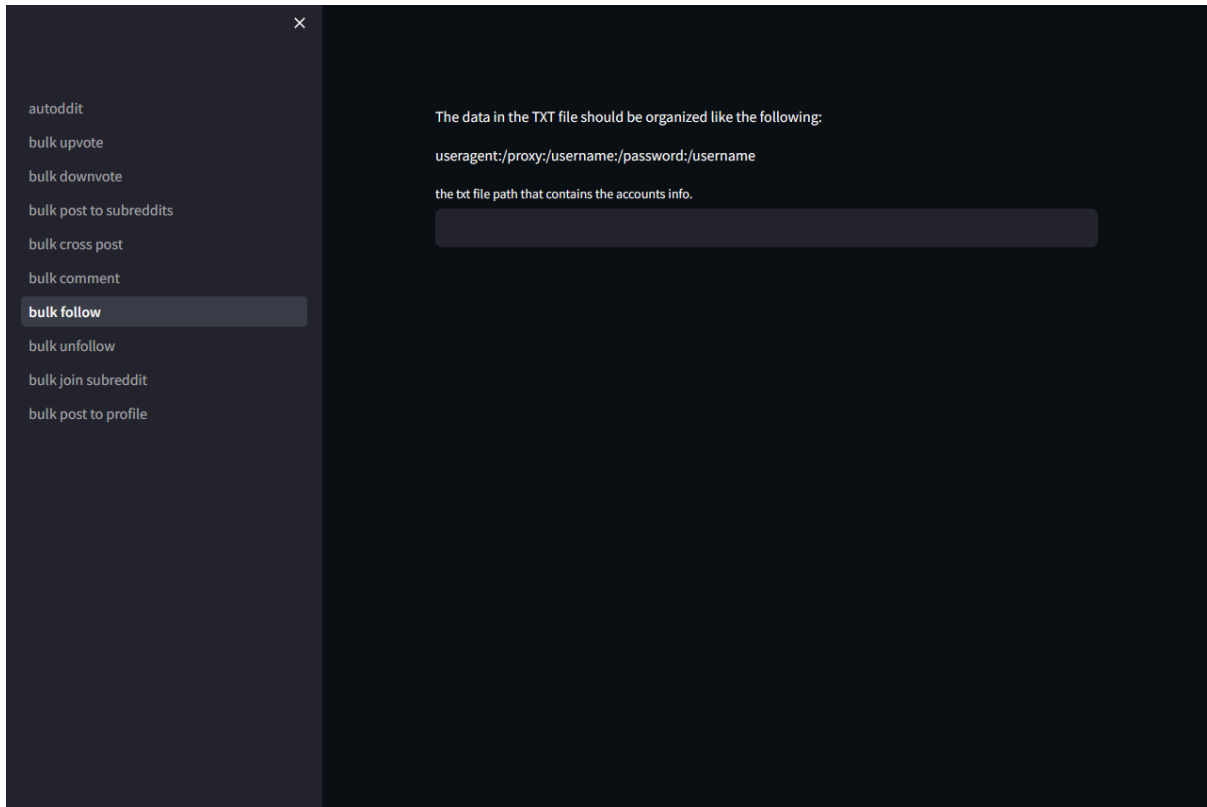
```
useragent::proxy::username::password::text::post_url
```

The text means the comment itself the post_url means the post you wanna make a comment on

Each line represents a single account and its related data

Follow

This is for bulk follow



the Txt file, you should organize data like this

```
useragent::proxy::username::password::username
```

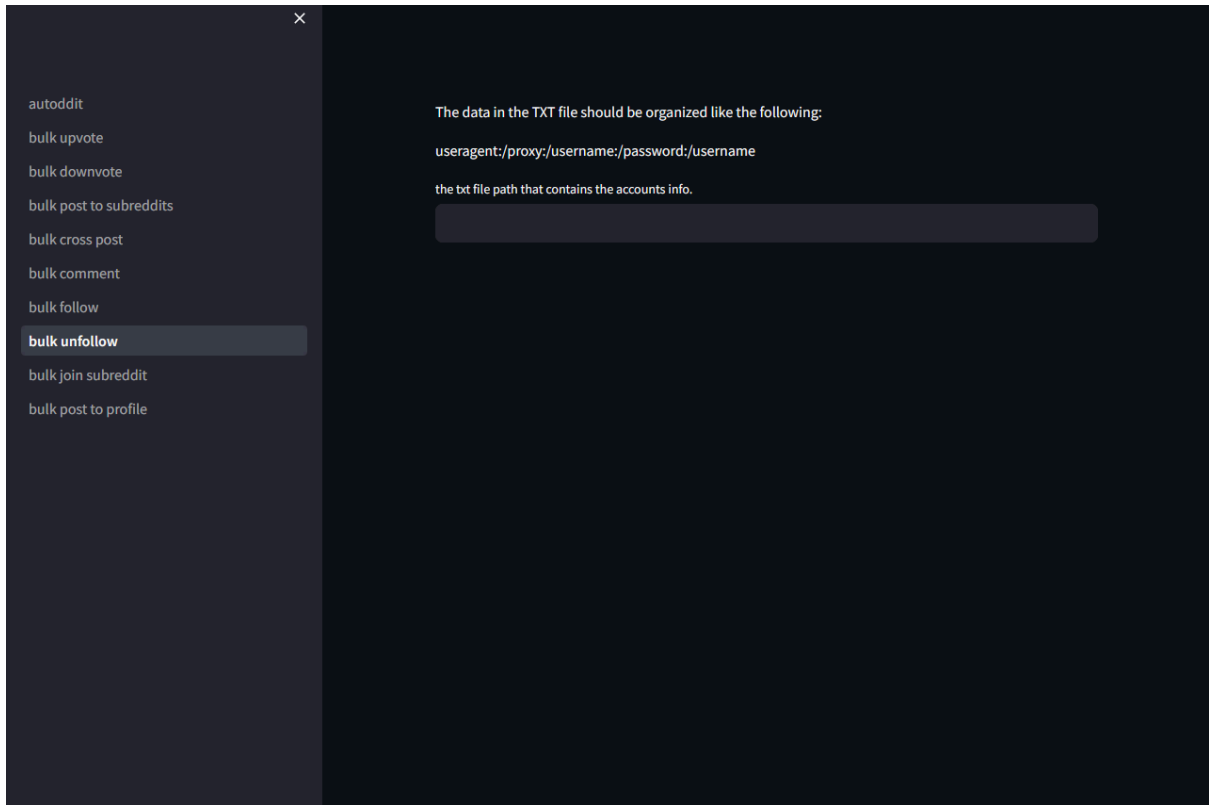
Here you will notice that there is two usernames

It is easy the first one is the account username that you want to use the second username is the username of the account you want to follow

Each line represents a single account and its related data

Unfollow

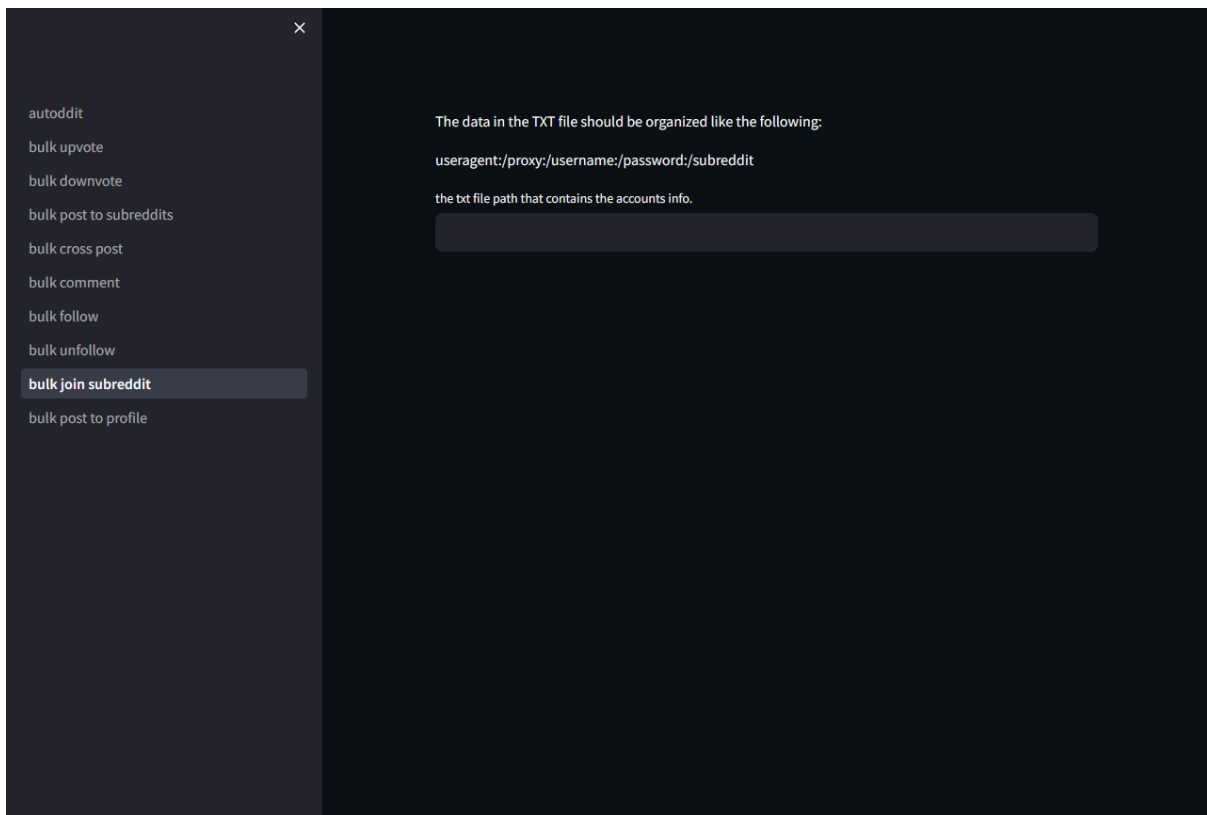
This is for bulk unfollow



Basically, it is the same as follow section but here you will unfollow rather than follow

Auto Join subreddits

This section is for bulk joining subreddits



the Txt file, you should organize data like this

```
useragent::proxy::username::password::subreddit
```

The subreddit means the name of the subreddit you want that specific account to join

Each line represents a single account and its related data

4. Troubleshooting

Common Issues

If you encounter any issues while using ReddAPI-Interface, here are some common problems and their solutions:

- **Authentication Failure:**
 - **Solution:** Double-check your Reddit credentials, especially the username and password
- **Browser Compatibility:**
 - **Symptom:** The UI appears distorted or has layout issues.
 - **Solution:**
 - Use a different web browser and check if the issue persists.
 - Clear the browser cache and try again.

FAQs

Q: Is ReddAPI-Interface safe to use?

- A: Yes, ReddAPI-Interface follows Reddit's API guidelines, prioritizing user privacy and security.

Q: Does ReddAPI-Interface store my Reddit login credentials?

- A: No, ReddAPI-Interface does not store your Reddit login credentials. Your credentials are securely handled within the application and are not shared or stored externally.

Q: Can other users see my automated activities on Reddit?

- A: No, ReddAPI-Interface is designed to be Undetected

Q: Are there any risks of my Reddit account being banned for using ReddAPI-Interface?

- A: While ReddAPI-Interface is super Undetectable, any big automated activity on Reddit can lead to accounts ban

Q: How frequently should I update ReddAPI-Interface for security reasons?

- A: It is recommended to stay updated with the latest releases of ReddAPI-Interface. Updates may include security enhancements, bug fixes, and new features. Check the release notes for each version to understand the improvements and changes.

Q: Does ReddAPI-Interface track or store my Reddit activity data?

- A: ReddAPI-Interface does not track or store your Reddit activity data. The application focuses on providing automation features without compromising user privacy.

Q: What measures does ReddAPI-Interface take to prevent misuse or abuse of its features?

- A: ReddAPI-Interface incorporates features. However, users are responsible for using ReddAPI-Interface in compliance with Reddit's policies and ethical practices. Misuse may lead to account actions by Reddit.