

# SDI-B4 Link Upgrade Instructions

## Background

Normally a firmware upgrade of the SDI-B4 Link are not necessary, however with the release of Blackmagic ATEM Software Control panel v. 7.4 (and newer), the protocol of the iris command was changed. The firmware in the SDI-B4 Link needs to be updated in order to accept this new command.


## Access to USB micro plug

On the SDI-B4 Link units, a micro usb plug for upgrading purposes is located inside the enclosure. In order to gain access to it, one side panel must be removed:



### Step 1:

Remove the four screws on the panel with the lens connector:



### Step 2:

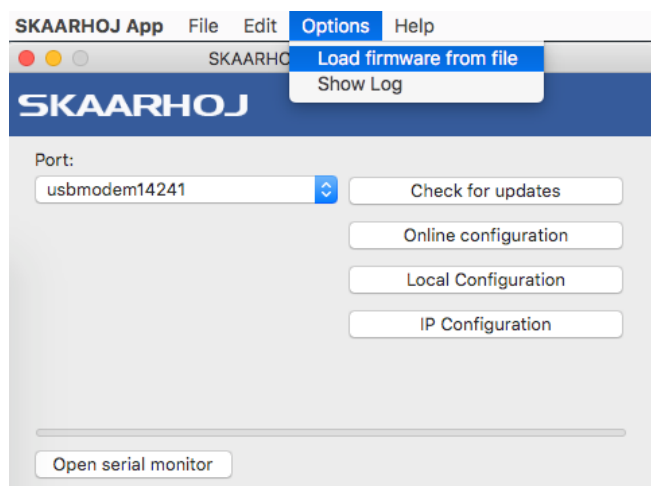
Carefully slide the end panel off, and move it to the side.

Connect a micro usb cable to the plug indicated by the arrow on the picture, and to a computer. A small blue LED will light up.



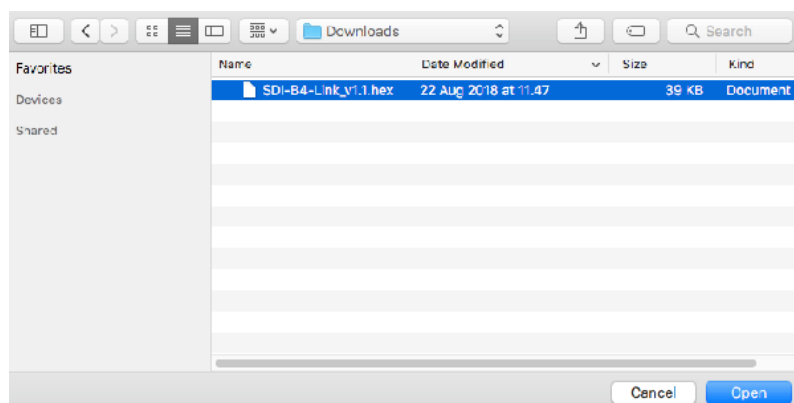
## Firmware Update

- Download and install our Firmware Updater Application for Mac or PC: <https://www.skaarhoj.com/support/deprecated-firmware-app> (**Version 2.4.1 or higher is required**)
- Download the .hex firmware (SDI-B4 Link V1.1) file on <https://www.skaarhoj.com/support/standalone-firmwares>, "SDI-B4 Link"
- Open Firmware Updater Application
- Select "Load firmware from file" in the Options tab and select the downloaded .hex file
- Wait for the Firmware Updater Application to state "Firmware successfully updated!"
- Disconnect the USB cable and reassemble the SDI-B4 Link



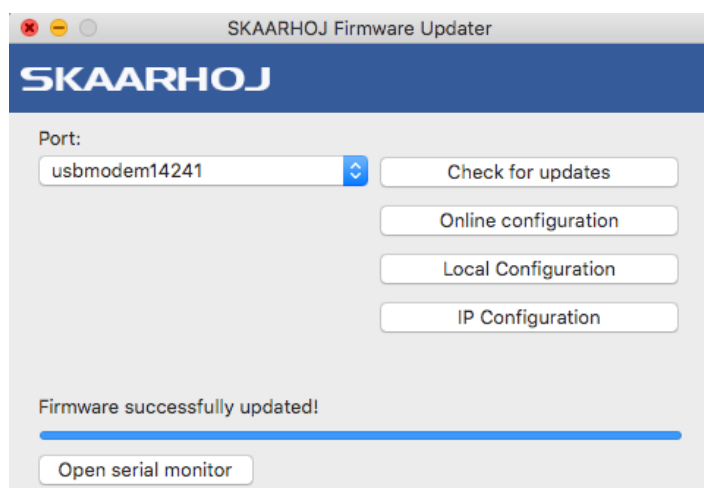
### Step 1

Select "Load firmware from file"



### Step 2

Select the .hex firmware file



### Step 3

Wait for "Firmware successfully updated!" message



## Troubleshooting

A successful firmware update will look like this in the log file.

```
log.txt
[2018-09-04 11:06:21] -----
[2018-09-04 11:06:21] Starting SKAARHOJ Firmware Updater mac_2.4.1 for macOS
[2018-09-04 11:06:21] User triggered upload from file
[2018-09-04 11:06:23] Uploading firmware /Users/Thorup/Downloads/SDI-B4-Link_v1.1.hex
[2018-09-04 11:06:26] Resetting device into programming mode..
[2018-09-04 11:06:27] Avrdude initiated
[2018-09-04 11:06:27] Identified Arduino Micro device type.
[2018-09-04 11:06:29] 150
[2018-09-04 11:06:29] Avrdude terminated successfully
[2018-09-04 11:06:35] User opened log file
```

If you experience the following two messages then make sure you are running the Firmware Updater v. 2.4.5: <https://www.skaarhoj.com/support/deprecated-firmware-app>

