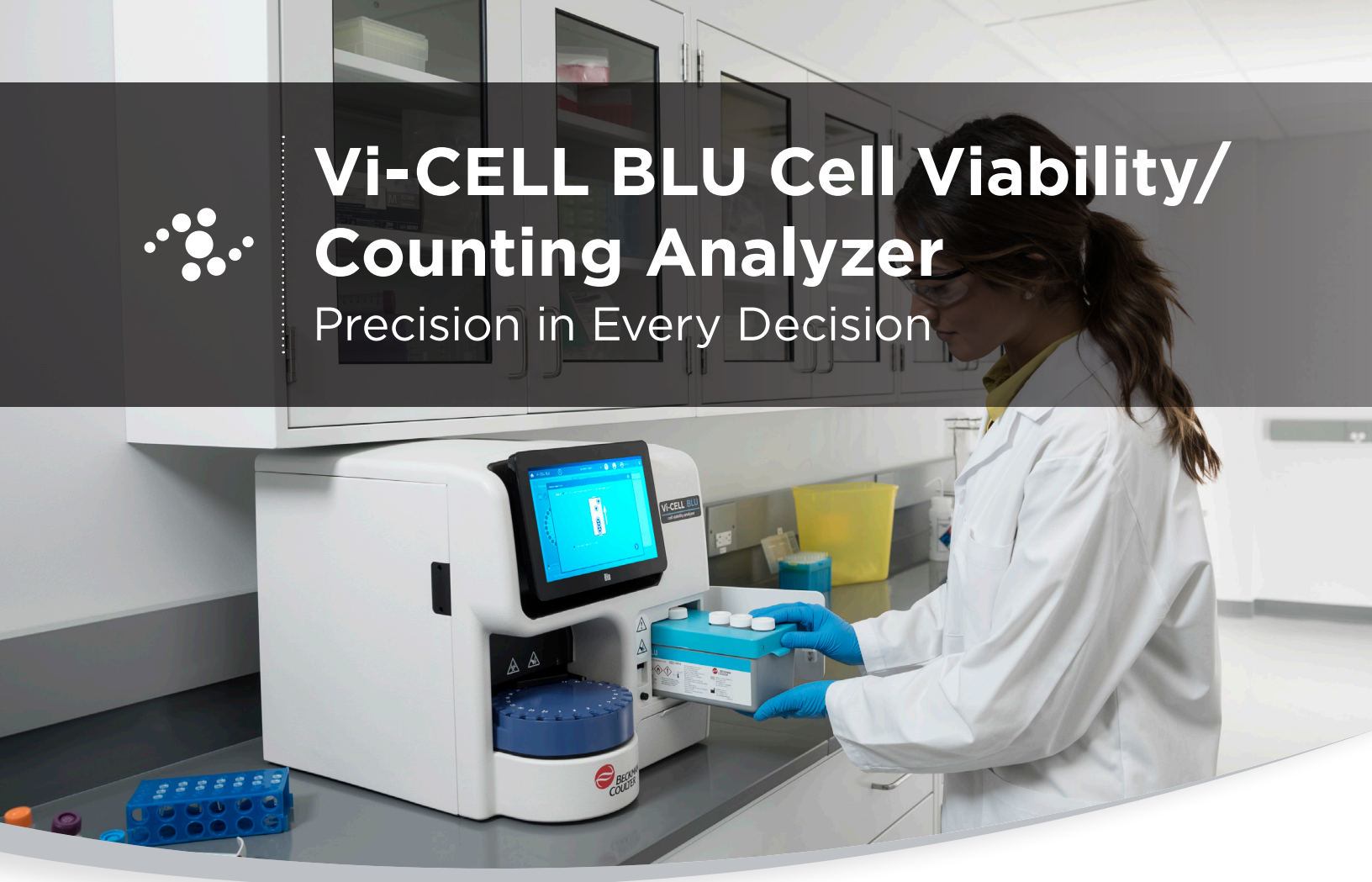




Vi-CELL BLU Cell Viability/ Counting Analyzer

Precision in Every Decision



The Vi-CELL BLU analyzer is an industry leading cell viability and counting analyzer that fully automates the widely accepted trypan blue dye exclusion method for cell viability. This analyzer eliminates the historical trypan blue dye exclusion method performed with a light microscope, pipette and hemacytometer.

This analyzer is perfect for large-to small-scale cell viability/counting applications in many fields, including biopharma and academia.

- Strong instrument-to-instrument comparability
- Fully automated sample preparation
- Fast sample processing
- Small sample volume requirements

ACCELERATING
answers

 **BECKMAN
COULTER**
Life Sciences

Built on Legacy

Design Inspired by the Vi-CELL XR Analyzer

- Fully automated sample prep and cell counting
- 24-position sample carousel for on-the-fly sample loading
- 96-well plate compatible
- Reagent pack complete with trypan blue, buffer, conditioning and cleaning solutions
- Built-in PC (Win 10 OS) with touchscreen monitor
- Facilitates 21 CFR Part 11 Compliance
- Facilitates your ability to be compliant with IQ/OQ
- Single Sign-On with Active Directory



Advancements

- This instrument revolutionizes the speed, reliability and objectivity of your results, and provides critical information conventional methods simply cannot offer.
- High speed camera enables the system to capture images as the sample flows continuously through the flowcell. Without the need to pause the sample flow for image capture, we are able to increase the speed of sample analysis, thereby decreasing the total sample processing time.
- Decreasing tubing length and inner diameter enables the system to utilize smaller sample volumes for analysis.
- Optimizing the syringe pump speed accelerates mixing and washing time while minimizing the introduction of bubbles.
- Advanced software algorithms:
 - Use of a Concentration slope for improved linearity and accuracy of concentration
 - Ability to reanalyze data for cell type optimization
 - Bubble detection to alert the operator of the presence of bubble(s) in an image.
 - Ability to detect and ignore dust on the flowcell

Specifications

Feature	Auto sampler	Sample from 96-well plate	Sample analysis time	Minimum sample volume	Maximum sample volume	Facilitates 21 CFR Part 11	Aspiration and trypan blue mixing	L sa on-
Vi-CELL BLU Analyzer	Yes, 24-position	Yes	<130 seconds Normal Mode <90 seconds FAST Mode 100 images, -2×10^6 cells/ml	170 microliters in FAST mode 200 microliters in Normal mode	+ / - 20 microliters	Yes	Adjustable	
Benefits	Walk-away operation	<ul style="list-style-type: none"> • Convenience of loading samples at once • Walk-away operation 	Time savings, increased throughput	Less cell culture depletion from small-scale cell cultures	-	Compliance	Helps optimize cell types, such as fragile cell lines. Added mixing helps separate sticky cells before analysis, improving results.	R wh ne
Operating System			Power Requirements		Temperature		Weight	
Win 10			50 Watts, 200 Watts max AC Input: 100-240V~, 2.5A, 50-60Hz		13° - 37°C 55° - 99°F		34 - 35 kg 74 - 77 lbs	

Data Integrity and Compliance

- Audit trail
- Error log files
- Electronic signature capability
- Secure user sign-on
- User-level permissions
- Administrative configuration tools
- Facilitates your ability to be compliant with IQ/OQ
- RFID tracking of reagent part number, lot number, activities and expiration date
- SQL compatible database
- Active Directory



Load samples the-fly	Single Sign-On	Ability to optimize analysis parameters	Concentration range	Counting accuracy	Counting repeatability	Size range	Out-of-range concentration flag	User-definable declustering options	Circularity measurement
Yes	Yes with Active Directory	Yes	5×10^4 to 1.5×10^7 cells/mL	Within 10% of Coulter Counter concentration for concentrations of $2e+6$ or more	Concentration repeatability CV of $\pm 5\%$ for a common sample with greater than or equal to 2.0×10^6 particles/ml	2-60 microns	Yes	Yes	Yes
Ready when you need it	One less password to remember.	<ul style="list-style-type: none"> • Improved accuracy • Correlation to alternative method 	Minimize need to dilute samples	Confidence in answer	Confidence in answer	Improved measuring range for small cells and yeast	Automatically keeps operator informed	Helps in optimizing cell types, such as "sticky cell lines" and helps number cells in clusters	Helps in isolating debris from sample

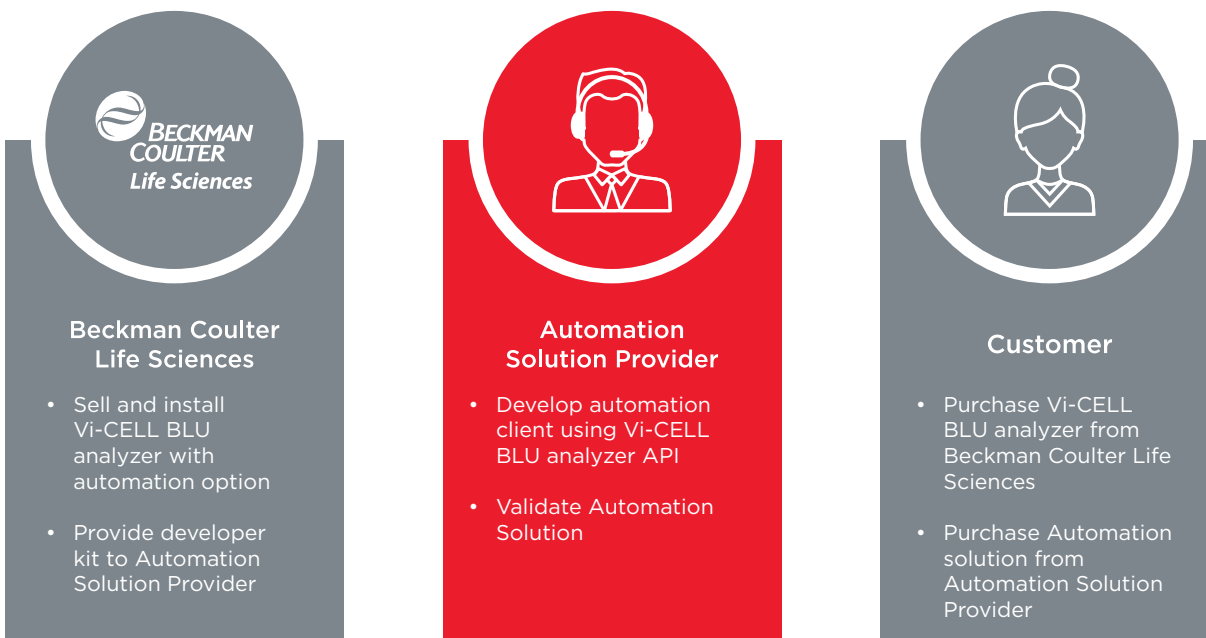
Unit Dimensions

W x D x H
 42 x 54 x 45 (cm)
 16.5 x 21 x 18 (in)

Automation Capabilities

The automation option of the Vi-CELL BLU analyzer offers a valuable feature for customers who prefer to introduce samples without human intervention. By attaching the Vi-CELL BLU analyzer to automation systems, users can conveniently access online sampling for cell concentration and viability. This automation mode ensures consistent results, similar to those obtained from standalone Vi-CELL BLU instruments. This feature significantly enhances efficiency and productivity in laboratory settings by enabling seamless integration with existing automation processes.

Responsibility Chart



Flexibility and Ease of Use

- Easy to install reagent pack
- Single-use controls
- Exporting data
- Analysis of data on personal desktop
- Supports the ability of other software programs to access data from Vi-CELL BLU

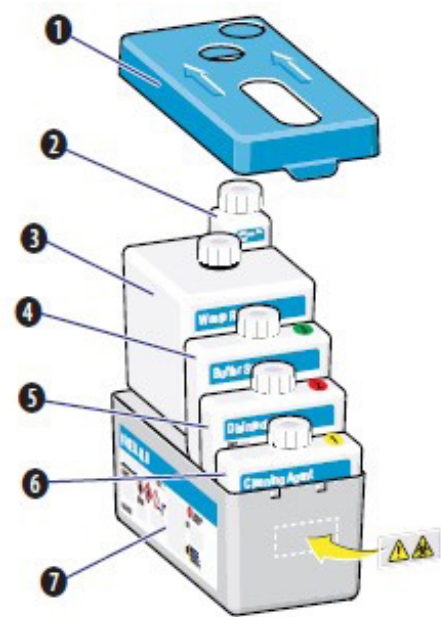
Cleanroom Compatible

- Surface can be wiped down
- No external PC or monitor
- VHP tolerant (20 cycles)

The Reagent Pack

The Vi-CELL BLU analyzer comes with a ready-to-use reagent pack. The RFID tracking of reagent part number, lot number, activities, and expiration date allows you to proactively control reagent status on the instrument.




1. Reagent Pack Lid
2. Trypan Blue Bottle
3. Waste Bottle
4. Buffer Solution Bottle
5. Conditioning Solution
6. Cleaning Agent Bottle
7. Reagent Pack Tray



Service and Support

The Vi-CELL BLU analyzer features the following to facilitate 21 CFR Part 11 compliance Service and Support.

We're here to support and service your instrument through its entire lifecycle, from installation, preventive maintenance, qualification to repairs. Our expertise in these areas helps ensure peak performance.

Maintenance	Compliance	Training
Avoid unexpected downtime and save money over the life of your instrument with flexible service plans.	Standardized service procedures, traceable controls and documentation for quality assurance.	On-site and online training options to quickly enable new users.
 BeckmanConnect Remote Support Our service specialists can securely access your workstation and fix issues remotely in real time.	 Technical Support Certified experts are trained to identify, isolate and resolve technical issues over the phone.	 Technical Documents Instruction manuals, safety datasheets and certificates of analysis.

Ordering Information

Part Numbers

Part Number	Description
C19201	Vi-CELL BLU System, includes the instrument and start-up kit


Accessories and Consumables

Part Number	Description
C06019	Vi-CELL BLU single reagent kit
C39291	Vi-CELL BLU quad pack reagent kit (qty 4)
C99606	Sample vials (500 sample vials/bag)
C24842	96-well plate cover slip, qty 10
C09147	0.5M single-use concentration control (25 vials of 0.5×10^6 beads/mL)
C09148	2.0M single-use concentration control (25 vials of 2×10^6 beads/mL)
C09149	4.0M single-use concentration control (25 vials of 4×10^6 beads/mL)
C09150	10.0M single-use concentration control (25 vials of 10×10^6 beads/mL)
C09145	50% single-use viability control (25 vials of 50% viability beads)
C23660	Start-up kit
C99716 (5 Count)	96-well plate, for use with Vi-CELL BLU 5 Count
C99715 (50 Count)	96-well plate, for use with Vi-CELL BLU 50 Count



Service Offerings

Part Number	Description
C22907	Vi-CELL BLU preventative maintenance
C22908	Vi-CELL BLU installation with basic training, IQ and OQ
C22909	Vi-CELL BLU instrument qualification
C22910	Vi-CELL BLU installation without training
C22911	Vi-CELL BLU installation with basic training
C22912	Vi-CELL BLU installation qualification



Remote Service & Support
Fast, secure, online support to help:

- Proactively reduce instrument downtime
- Maximize productivity
- Optimize workflows

Easy-to-configure and firewall-friendly, **BeckmanConnect** gives our service experts real-time system visibility so they can resolve instrument issues and get you back up and running—fast.

For details, visit beckman.com/beckmanconnect.



Product is not verified or validated for use in diagnostic procedures.

©2024 Beckman Coulter, Inc. All rights reserved. Beckman Coulter, the stylized logo, and the Beckman Coulter product and service marks mentioned herein are trademarks or registered trademarks of Beckman Coulter, Inc. in the United States and other countries.

For Beckman Coulter's worldwide office locations and phone numbers, please visit "Contact Us" at beckman.com
 2023-GBL-EN-104199-v2