Metadata-Driven Test Generation for SAP Fiori Elements

Dominik Heim

Development Expert,
SAP SE

UI5con

Development City

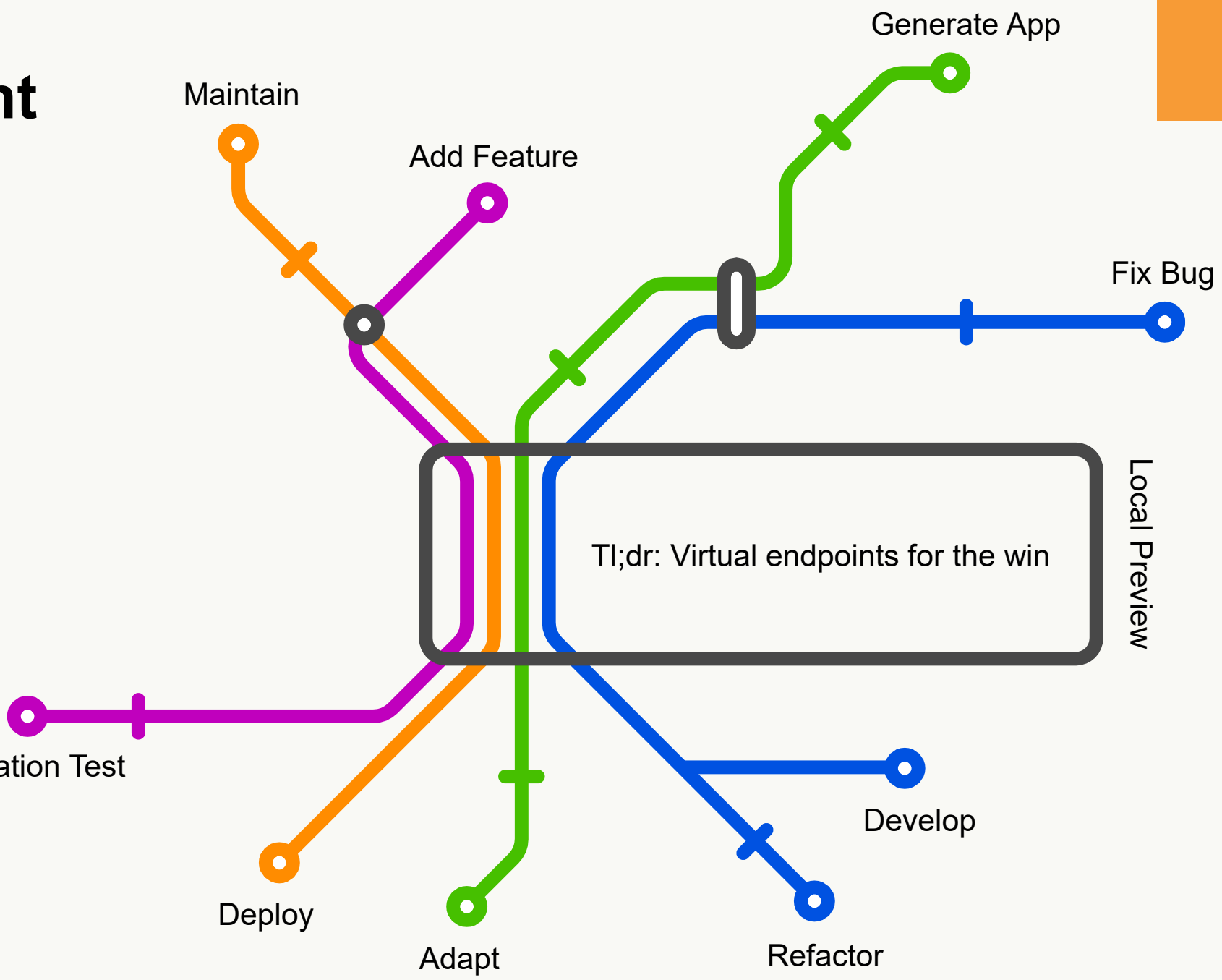

UI5con

Agenda

1. Problem
2. Solution
3. Demo 1
4. Demo 2

Emotional Support



Status Quo: SAP Fiori Generator

Basic test scaffold

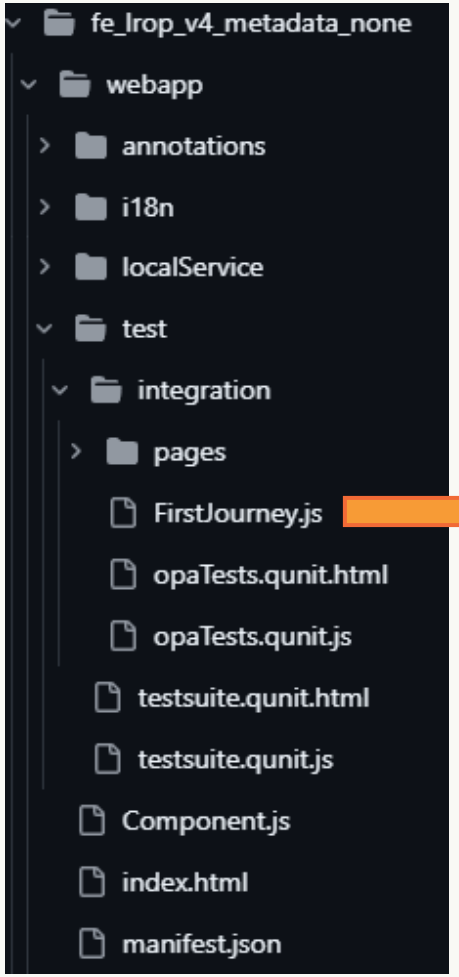


```
sap.ui.define([
    "sap/ui/test/opaQunit",
    "./pages/JourneyRunner"
], function (opaTest, runner) {
    "use strict";

    function journey() {
        QUnit.module("First journey");

        opaTest("Start application", function (Given, When, Then) {
            Given.iStartMyApp();

            Then.onTheBillingBlockReasonList.iSeeThisPage();

        });


        opaTest("Navigate to ObjectPage", function (Given, When, Then) {
            // Note: this test will fail if the ListReport page doesn't show any data

            When.onTheBillingBlockReasonList.onFilterBar().iExecuteSearch();

            Then.onTheBillingBlockReasonList.onTable().iCheckRows();

            When.onTheBillingBlockReasonList.onTable().iPressRow(0);
            Then.onTheBillingBlockReasonObjectPage.iSeeThisPage();

        });

        opaTest("Teardown", function (Given, When, Then) {
            // Cleanup
            Given.iTearDownMyApp();
        });
    }

    runner.run([journey]);
});
```

Status Quo: SAP Fiori Generator

Basic test scaffold

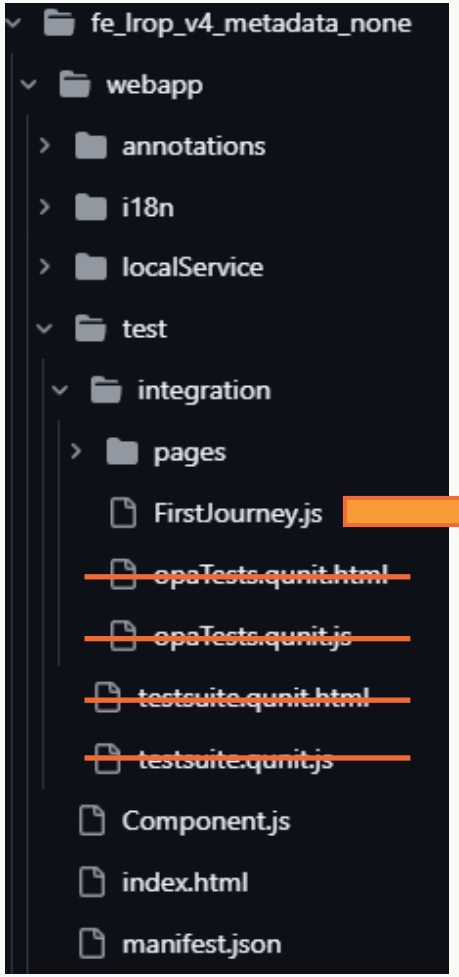


```
sap.ui.define([
    "sap/ui/test/opaQunit",
    "./pages/JourneyRunner"
], function (opaTest, runner) {
    "use strict";

    function journey() {
        QUnit.module("First journey");

        opaTest("Start application", function (Given, When, Then) {
            Given.iStartMyApp();

            Then.onTheBillingBlockReasonList.iSeeThisPage();

        });


        opaTest("Navigate to ObjectPage", function (Given, When, Then) {
            // Note: this test will fail if the ListReport page doesn't show any data

            When.onTheBillingBlockReasonList.onFilterBar().iExecuteSearch();

            Then.onTheBillingBlockReasonList.onTable().iCheckRows();

            When.onTheBillingBlockReasonList.onTable().iPressRow(0);
            Then.onTheBillingBlockReasonObjectPage.iSeeThisPage();

        });

        opaTest("Teardown", function (Given, When, Then) {
            // Cleanup
            Given.iTearDownMyApp();
        });
    }

    runner.run([journey]);
});
```

I have to **manually** write OPA5 tests. This is an insult to my laziness.

Entrance: The metadata inspector

I think I can help you. Let me check that **metadata**.

Solution: SAP Fiori Generator 🛠️

Generate meaningful OPA5 tests

- For List Report & Object Page
- Analyze `manifest.json`, `metadata.xml` & local annotations
- Available with latest SAP Fiori tools and getting even better over time

Demo 1

Application generation

- Generate a new application
- Check out OPA5 tests

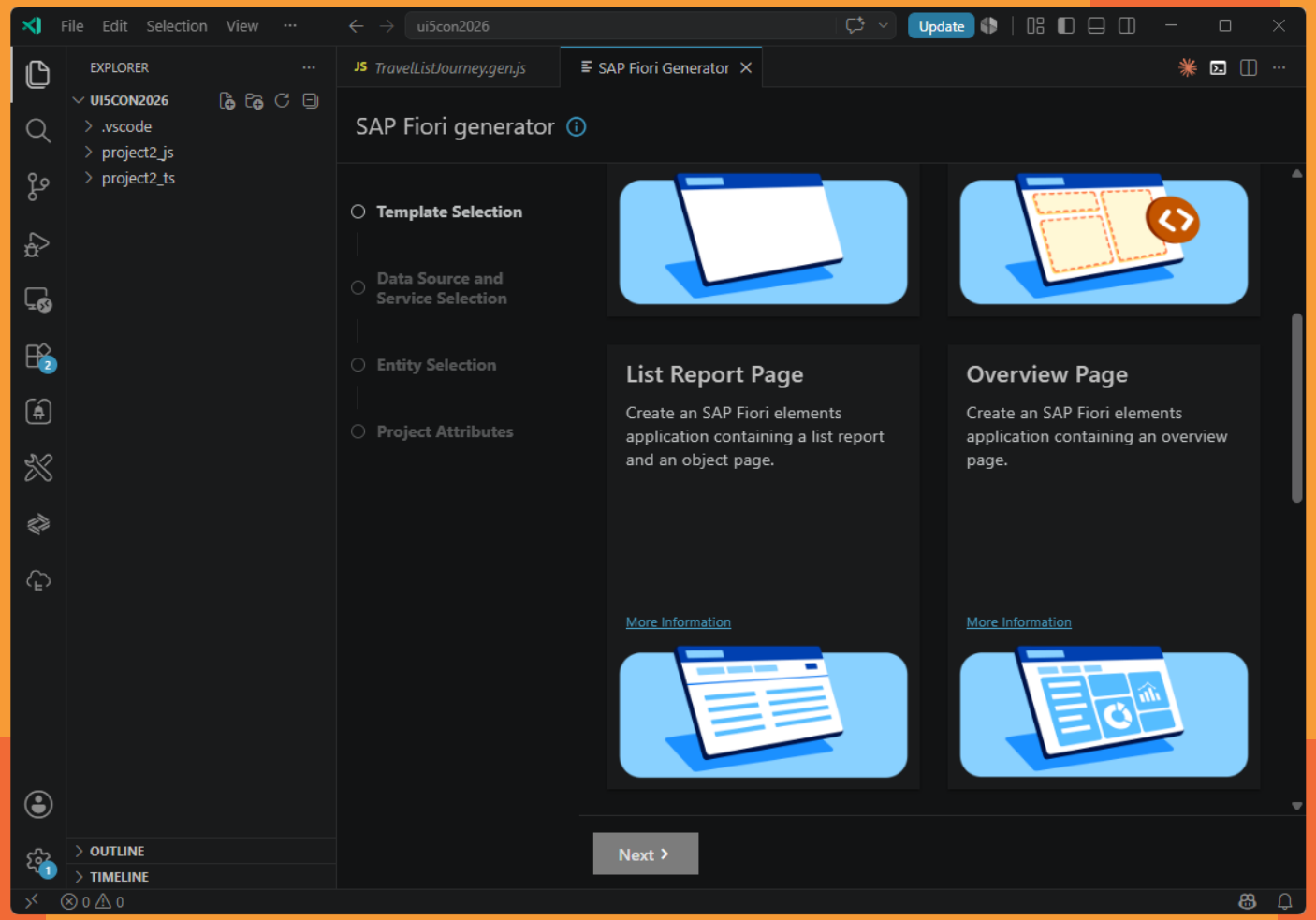

Meanwhile, for existing applications…

What about my existing app?

Don’t mess with my **existing** test setup!

Demo 2

Test re-generation

- (Re-)generate OPA5 tests for an existing application
- Check out OPA5 tests

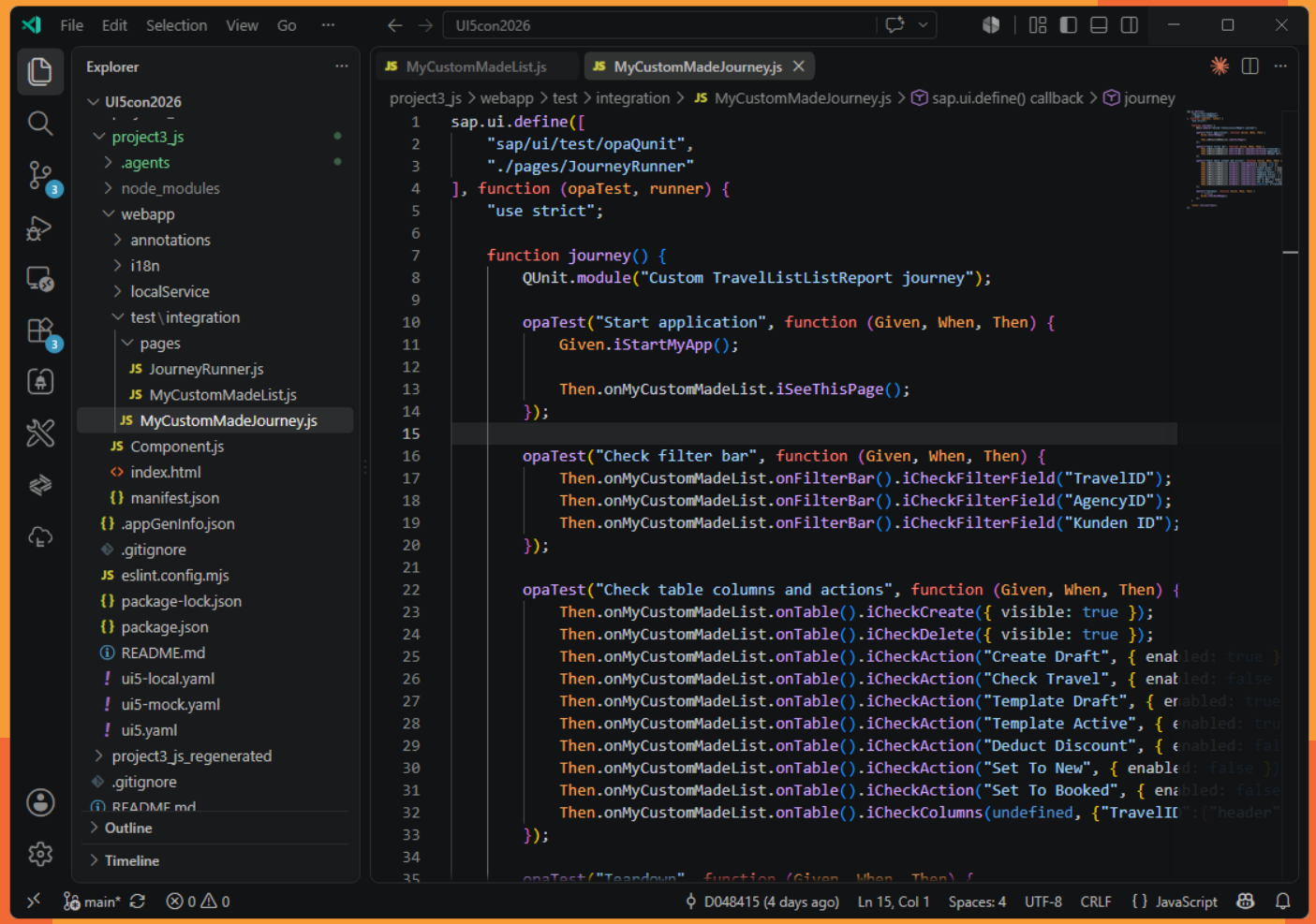

ZO;WM – Zoned Out; Was Multitasking

What you get

- The Fiori tools generator massively improved OPA5 test data (re-)generation for OData v4 apps in JavaScript and TypeScript
- We will add the OPA5 test re-generation also in our @sap-ux/create CLI
  - Integration into ‘MCP server for SAP Fiori’
  - Integration into Agent skill ‘sap-fiori-create-cli’
- Save tokens, only use AI for additional OPA5 tests e.g., with the help of the brand-new SAP Fiori tools agent skill for OPA5 development

Thanks.
Questions?

Scan and share your thoughts!

Metadata-Driven Test Generation for SAP Fiori Elements

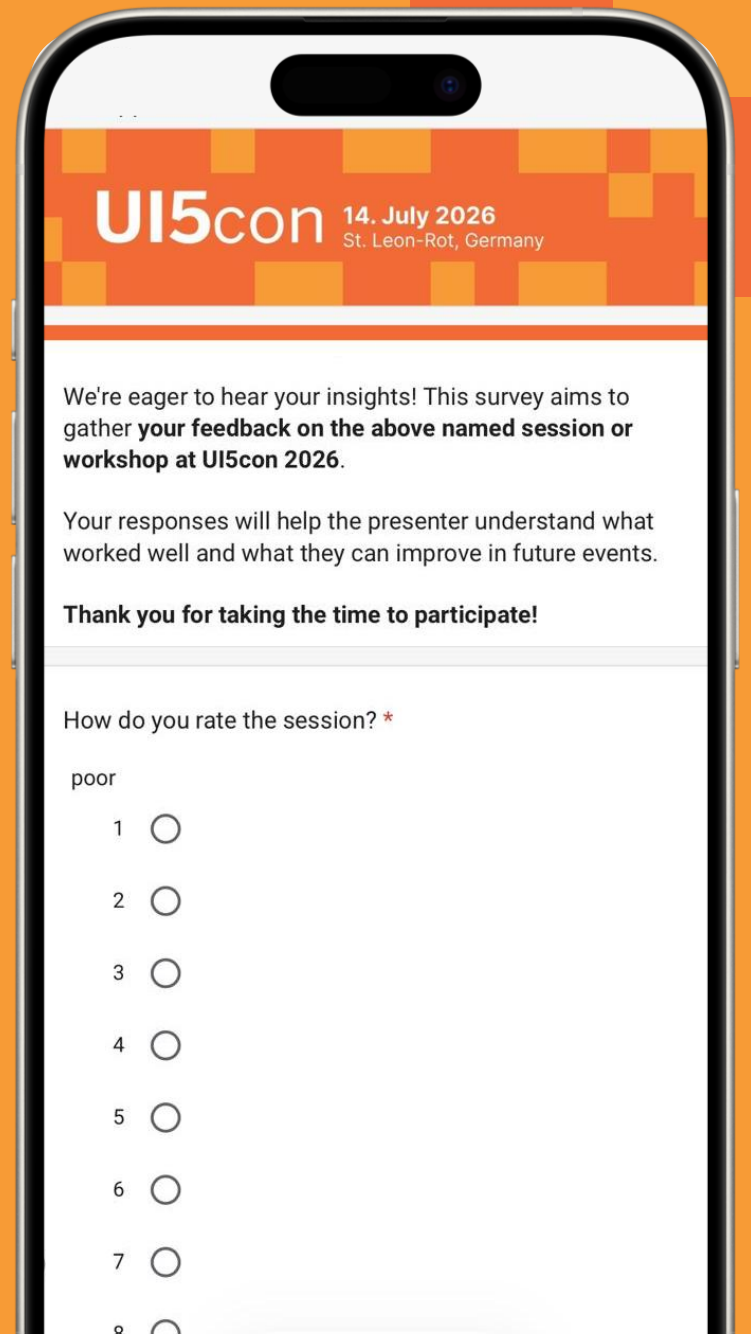

UI5con