



Deep Learning Optimisé - Jean Zay

Visualization Tools



Why use a visualization tool ?

Can't fix what you can't see ◀

Training -> metrics ◀

Experiment -> comparaision ◀

Can't fix what you can't see



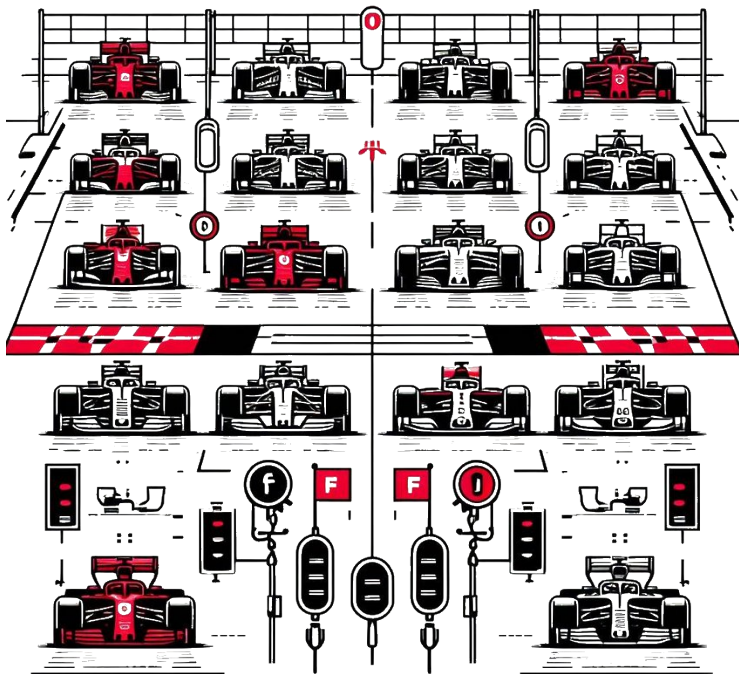
Training : metrics



Specific to learning:

- train/val loss/acc
- prototyping
- profiling & debugging

Experiment : comparaison



- Not only training specific :
- hyperparameters
 - dataset & source code
 - hardware tracking
 - multi-user / collaboration

a refined selection of tools

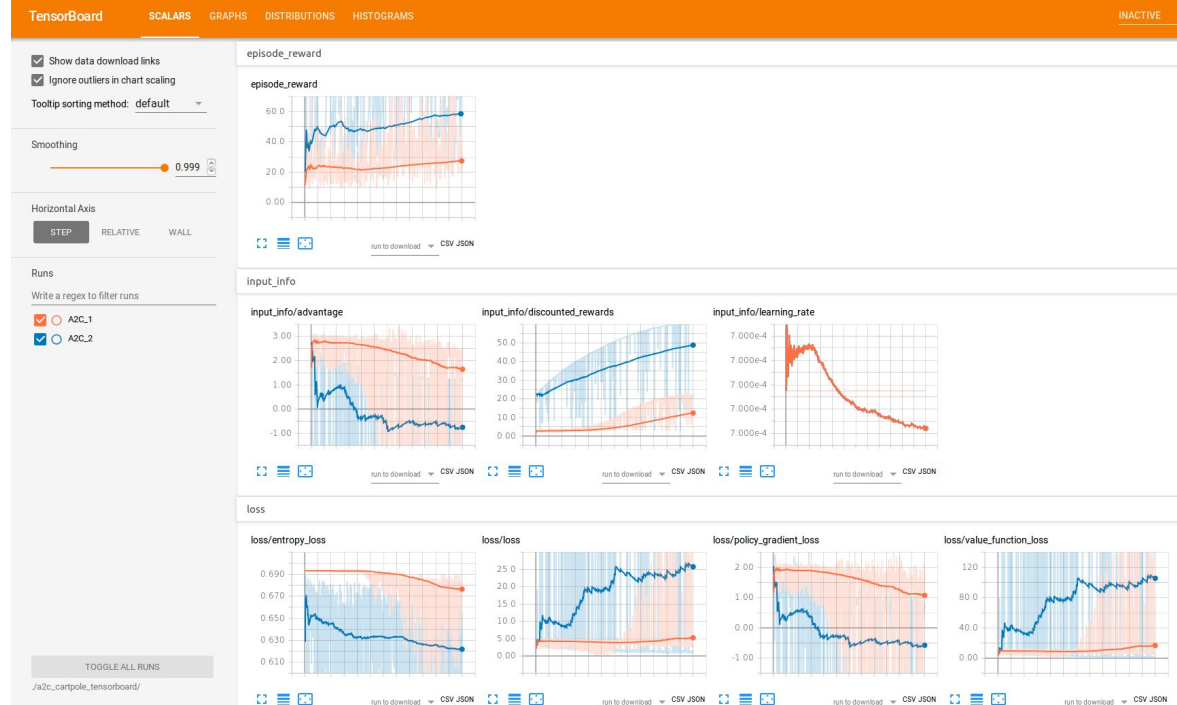
100 TensorBoard ◀

♥ MLFlow ◀

W&B ◀

Neptune ◀

TensorBoard



```
import torch
import torch.nn as nn
import torch.optim as optim
from torch.utils.tensorboard import SummaryWriter

# Generate some dummy data
x = torch.randn(100, 1)
y = 2 * x + 1

# Define a simple linear model
class LinearModel(nn.Module):
    def __init__(self):
        super(LinearModel, self).__init__()
        self.linear = nn.Linear(1, 1)

    def forward(self, x):
        return self.linear(x)

model = LinearModel()

# Define the loss function
criterion = nn.MSELoss()

# Define the optimizer
optimizer = optim.SGD(model.parameters(), lr=0.01)

# Create a summary writer for TensorBoard
summary_writer = SummaryWriter('./logs')

# Training loop
for epoch in range(1000):
    optimizer.zero_grad()

    # Forward pass
    outputs = model(x)
    loss = criterion(outputs, y)

    # Backward pass and optimization
    loss.backward()
    optimizer.step()

    # Write summary to TensorBoard
    summary_writer.add_scalar('loss', loss.item(), epoch)

# Close the summary writer
summary_writer.close()
```

Experiments >

Product Sales Demand [Provide Feedback](#) [Add Description](#)

Share

Q metrics.rmse < 1 and params.model = "tree"

Time created ▾

State: Active ▾

Datasets ▾

Sort: Created ▾

Group by ▾

⌵ ⌵ ⌵

+ New run

Table **Chart** Evaluation Preview



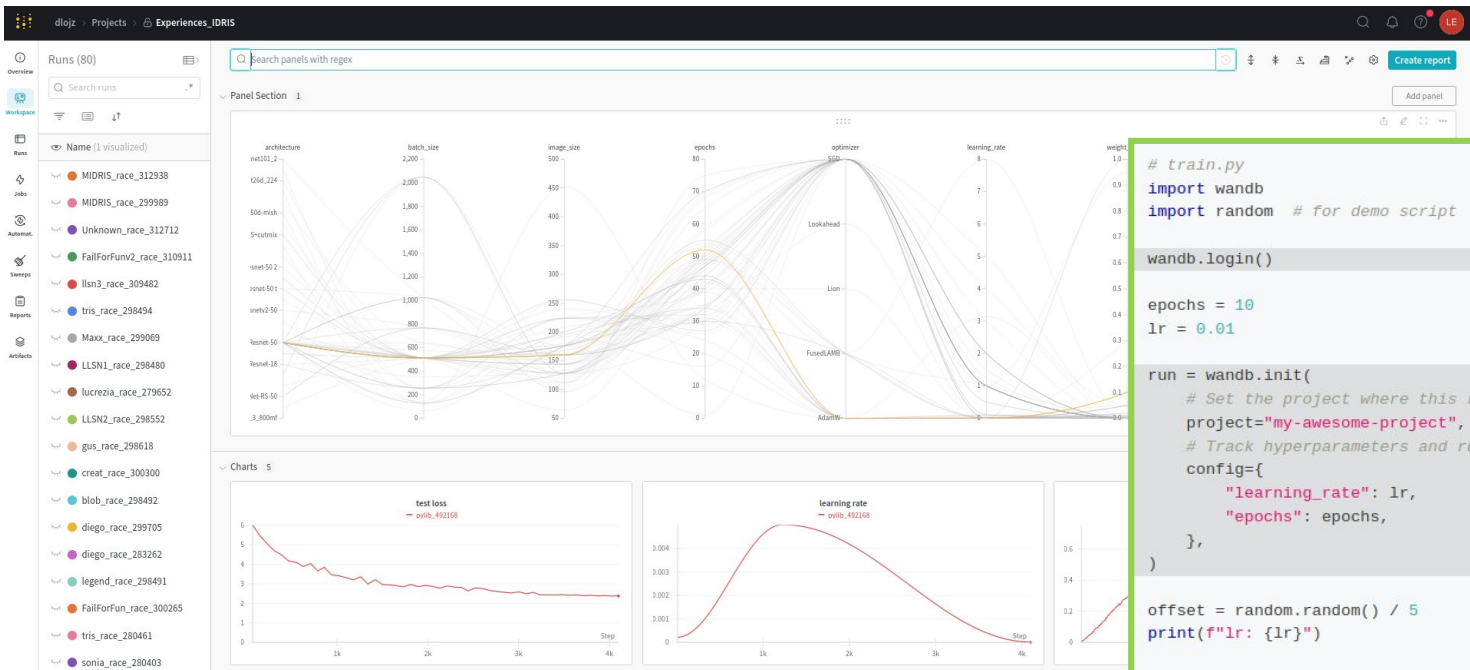
```
import mlflow

# Start MLflow run
mlflow.start_run()

# Your code to log metrics, parameters, and artifacts
# For example:
mlflow.log_param("param1", 0.001)
mlflow.log_metric("metric1", 0.987)

# Log an artifact (file)
with open("example.txt", "w") as f:
    f.write("This is an example artifact.")
mlflow.log_artifact("example.txt")

# End MLflow run
mlflow.end_run()
```



```

# train.py
import wandb
import random # for demo script

wandb.login()

epochs = 10
lr = 0.01

run = wandb.init(
    # Set the project where this run will be logged
    project="my-awesome-project",
    # Track hyperparameters and run metadata
    config={
        "learning_rate": lr,
        "epochs": epochs,
    },
)

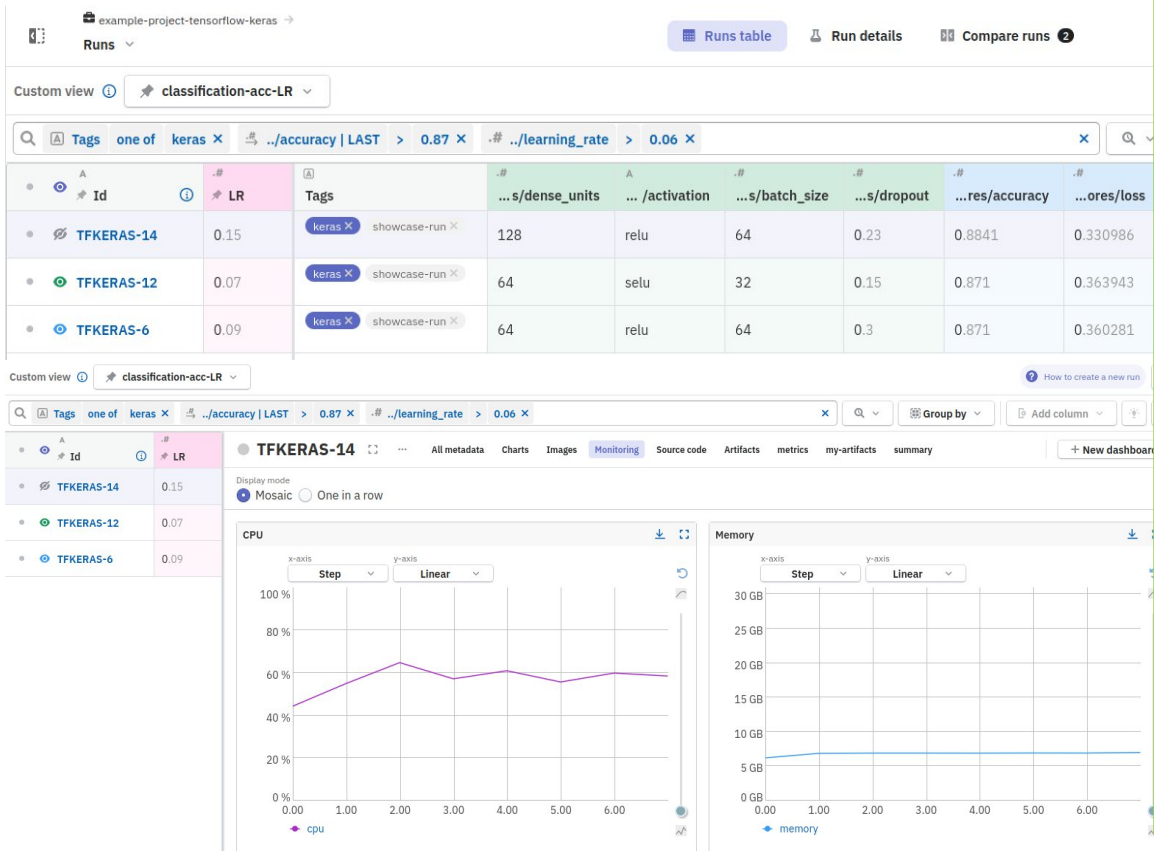
offset = random.random() / 5
print(f"lr: {lr}")

# simulating a training run
for epoch in range(2, epochs):
    acc = 1 - 2**(epoch - random.random() / epoch - offset)
    loss = 2**(epoch + random.random() / epoch + offset)
    print(f"epoch={epoch}, accuracy={acc}, loss={loss}")
    wandb.log({"accuracy": acc, "loss": loss})

# run.log_code()

```

Neptune



```
import neptune

# Create a Neptune run object
run = neptune.init_run(
    project="your-workspace-name/your-project-name",
    api_token="YourNeptuneApiToken",
    name="lotus-alligator",
    tags=["quickstart", "script"], # optional
)

# Log a single value
# Specify a field name ("seed") inside the run and assign a value to it
run["seed"] = 0.42

# Log a series of values
from random import random

epochs = 10
offset = random() / 5

for epoch in range(epochs):
    acc = 1 - 2**epoch - random() / (epoch + 1) - offset
    loss = 2**epoch + random() / (epoch + 1) + offset

    run["accuracy"].append(acc)
    run["loss"].append(loss)

# Upload an image
run["single_image"].upload("Lenna_test_image.png")

# Download the MNIST dataset
import mnist

train_images = mnist.train_images()
train_labels = mnist.train_labels()

# Upload a series of images
from neptune.types import File

for i in range(10):
    run["image_series"].append(
        File.as_image(
            train_images[i] / 255
        ), # You can upload arrays as images using the File.as_image() method
        name=f"train_labels[{i}]",
    )

# Stop the connection and synchronize the data with the Neptune servers
run.stop()
```