

Monetary Policy and Sentiment-Driven Fluctuations*

Jenny Chan[†]

December 31, 2021

Abstract

Sentiments, or beliefs about aggregate demand, can be self-fulfilling in models departing slightly from the complete information benchmark in the New Keynesian framework. Through its effect on aggregate variables, the policy stance determines the degree of complementarity in firms' production (pricing) decisions and consequently, the precision of endogenous signals that firms receive. As a result, aggregate fluctuations can be driven by both fundamental and non-fundamental shocks. The distribution of non-fundamental shocks is endogenous to policy, introducing a novel trade-off between stabilizing output and inflation. Both strong inflation targeting and nominal flexibilities increase the variance of non-fundamental shocks, which are shown to be suboptimal. Moreover, the Taylor principle is no longer sufficient to rule out indeterminacy. Instead, an interest rate rule that places sufficiently low weight on inflation eliminates non-fundamental volatility and thereby the output-inflation trade-off.

JEL classification: E31, E32, E52, E63

Keywords: New-Keynesian, business cycles, sunspots, animal spirits, dispersed information, rational expectations, optimal monetary policy, Taylor principle, indeterminacy

*I am grateful to Vladimir Asriyan and Edouard Schaal for their continuous support, and to Volha Audzei, Isaac Baley, Paolo Bonomolo, Davide Debortoli, Sebastian Diz, Sebastian Ellingsen, Gaetano Gaballo, Jordi Gali, Rich Harrison, Davide Melcangi, Tolga Ozden, Antonio Penta, Ricardo Reis, and seminar and conference participants at the Bank of England, LSE CfM London Workshop 2021, CNB Conference on Expectations in Dynamic Macroeconomic Models, RES Annual Conference 2021, ESCB Research Cluster on Monetary Economics 2020, Bank of Finland and CEPR Joint Conference 2020, EEA Virtual Congress 2020, CREI Macroeconomics Lunch, BGSE PhD Jamboree, the 18th Workshop on Macroeconomic Dynamics at the Universita di Pavia, SAEe 2018, and the XXIII Workshop on Dynamic Macroeconomics at Universidade de Vigo for valuable suggestions and comments. All errors are my responsibility only. This paper contains the views of the author and should not be taken to represent those of the Bank of England or its committees.

[†]Bank of England and CfM (LSE). Email: jenny.chan@bankofengland.co.uk.

1 Introduction

Recent discussions about the recovery suggest that a range of outcomes may be possible. These debates mention investment that is contingent on the recovery of demand. Meanwhile, a recovery in demand is said to depend on labor market conditions, which in turn relies on supply. This speaks to the fact that in a large economy, the decisions of any agent are dependent on the expected decisions of many others. These interdependencies imply that *strategic uncertainty*, or uncertainty about how others will behave, and what they believe, may be a source of friction ([Angeletos and Lian, 2016](#)).

However, workhorse models used for policy analysis typically abstract from such uncertainty. Instead, we assume that agents have common knowledge about the state of the economy and its evolution, leaving little room for coordination frictions. In such models, aggregate fluctuations are attributed entirely to fundamental shocks such as preferences, technology, or mark-ups. In the standard New Keynesian model, constraints on the frequency of wage (price) adjustment yield real effects of monetary policy in the short-run. In the presence of such frictions, a broad consensus is that inflation targeting promotes price stability, thereby improving allocative efficiency ([Goodfriend and King, 2001](#); [Goodfriend, 2007](#)). Furthermore, a nominal interest rate that responds sufficiently strongly to inflation also eliminates nominal indeterminacy ([Taylor, 1993](#); [Rotemberg and Woodford, 1997, 1998](#); [King and Wolman, 1999](#)).

In this paper, I embed strategic uncertainty in a New Keynesian model to highlight a new channel for monetary policy. This model features a continuum of firms that commit to production (pricing) before outcomes are known, basing their decision on a dispersed signal that captures an endogenous variable (aggregate demand).¹ Firms are linked through factor prices and aggregate demand externalities that are already present in the canonical model. While such linkages provide a motive for coordination among firms, firms lack common knowledge about the current state of the economy due to the dispersion of information. In this Lucas island structure, dispersed information impedes coordination among firms, while endogenous signals correlate their actions. These assumptions give rise to an equilibrium where sentiments, or beliefs about aggregate demand, can drive fluctuations. Such non-fundamental fluctuations can exist because firms' production decisions are contingent on expected demand, while households' labor supply and consumption decisions

¹In this application (and as in [Grossman and Stiglitz \(1980\)](#); [Amador and Weill \(2010, 2012\)](#); [Vives \(2017\)](#)), the signals that agents observe are endogenous because they capture an outcome that results from the optimizing behavior of agents in the economy. However, in other applications, endogenous signals may refer to signals that are chosen optimally by agents with an incentive to acquire private information ([Hellwig and Veldkamp \(2009\)](#); [Myatt and Wallace \(2011\)](#); [Paciello and Wiederholt \(2014\)](#)).

are based on expected income. This paper will focus on rational expectations equilibria, where actual outcomes are consistent with beliefs about aggregate demand and vice versa. This refinement disciplines the *distribution* of sentiments with structural parameters, which include the stance of monetary policy. Realizations of aggregate demand from this distribution will be referred to as non-fundamental shocks, the source of non-fundamental fluctuations.

The deviation from the benchmark New Keynesian model is therefore minimal, yet the policy implications differ significantly. In this equilibrium, an individual firm's production (pricing) decision depends not only on expected idiosyncratic and aggregate demand but also how they expect other firms to respond to these shocks.² Since production (pricing) decisions are made before outcomes are known, these expectations affect actual outcomes, which allows for indeterminacy in aggregate outcomes. Through its effect on aggregate variables, the stance of monetary policy will affect the degree of strategic complementarity in production and how firms optimally use their signals to make production (pricing) decisions. Once we allow for this information structure, monetary policy affects the distribution of sentiments, which corresponds to the self-fulfilling distribution of actual aggregate output.

Relaxing the complete information assumption, the stance of policy itself becomes a source of fluctuations, as the frequency and size of shocks that hit the economy are no longer invariant to its stance.³ Fluctuations that arise in this model can be non-fundamental in nature, which introduces a novel trade-off for a policymaker whose goal is to stabilize output and inflation.⁴ The endogeneity of non-fundamental volatility to the stance of policy implies that other predictions of the New Keynesian model no longer hold. Responding strongly to inflation has a destabilizing effect by increasing the likelihood of non-fundamental shocks, and hence output volatility.⁵ Adjusting the nominal interest rate too

²Surveys of firms suggest that expectations of marginal costs depend on both firm-specific and aggregate factors (Coibion et al., 2018; Boneva et al., 2020). Using survey data for the universe of Japanese firms, Okuda et al. (2021) document a positive co-movement between expectations of aggregate and sector-specific components of demand, and motivate this with a model of imperfect information.

³This channel of monetary policy will be distinct from the signaling channel (Melosi, 2016; Tang, 2013), since firms do not infer shocks from the nominal interest rate decision. Instead, the interest rate is set at the end of the period, so that at the time that firms make decisions, only the coefficients in a simple interest rate rule are known.

⁴Under the information frictions assumed in this model, there also exists an equilibrium where aggregate fluctuations are driven purely by fundamental shocks (as in the complete information case). Since the baseline model will abstract from fundamental sources of fluctuations in order to highlight the properties of non-fundamental shocks, *sentiment* and *non-fundamental* will be used interchangeably. However, section (5) will consider the case where sentiment (beliefs about aggregate demand) is composed of both fundamental and non-fundamental shocks.

⁵In the presence of non-fundamental shocks, a higher degree of wage (price) stability is also destabilizing in this model. Bhattarai et al. (2018) find that more price flexibility always amplifies output volatility for

strongly in response to inflation also leads to indeterminacy that arises from expectations of aggregate demand.⁶ The presence of non-fundamental shocks underscores the importance of understanding the source of fluctuations when determining the appropriate stance of monetary policy. Although these shocks are conceptually demand shocks, they induce the same co-movements in output and prices as a productivity shock. Moreover, they introduce a trade-off between stabilizing output and inflation, akin to cost-push shocks.

Next, I show that these information frictions introduce a trade-off between informational and allocative efficiency, qualifying conventional results for the optimal design of monetary policy. I characterize optimal monetary policy by considering the problem of a social planner who cannot aggregate information among firms, but can only map firms' actions to the signals they receive. The constrained efficient allocation does not feature non-fundamental fluctuations, and contrasting it to the decentralized equilibrium highlights a source of inefficiency. How firms use their information will affect the precision of the endogenous signals they receive, which is an externality that firms and policymakers do not internalize. I show that this planning exercise has a realistic policy counterpart. A simple interest rule with a sufficiently low weight on inflation can attain the constrained efficient allocation. By mitigating the degree to which it responds to inflation, the policymaker eliminates non-fundamental fluctuations, precluding the output-inflation trade-off.

Finally, I extend these results to the case where beliefs about aggregate demand are comprised of both a non-fundamental and fundamental component. As in the baseline model, beliefs about aggregate demand affect production decisions through the signal extraction problem of firms. In this extension, information frictions will affect the transmission of fundamental shocks to aggregate output and aggregate fluctuations will have both non-fundamental and fundamental components. However, if the policymaker cannot distinguish between non-fundamental and fundamental sources of fluctuations, monetary policy can no longer implement the constrained efficient allocation.

This paper builds on an extensive literature incorporating information frictions in macroeconomics ([Mankiw and Reis, 2002, 2007](#); [Woodford, 2003](#); [Adam, 2007](#); [Lorenzoni, 2009](#)). While this literature has focused mainly on the effect of uncertainty about fundamentals, this paper considers the role of strategic uncertainty, i.e., the uncertainty that agents face

supply shocks, regardless of the monetary policy response to inflation, while [De Long and Summers \(1986\)](#) arrive at the same conclusion for demand shocks if the policymaker does not respond strongly to inflation.

⁶This is in contrast to the literature on multiple equilibria in New Keynesian models with complete information, which has emphasized the Taylor principle in ruling out expectation-driven fluctuations of the price level ([Clarida et al., 2000](#); [Bullard and Mitra, 2002](#); [Davig and Leeper, 2007](#)). A strong response to inflation is stabilizing, as the real interest rate increases sufficiently to dampen aggregate demand and inflation. However, the Taylor principle does not rule out real indeterminacy in the model considered here, underscoring the distinct effect of strategic uncertainty.

about the behavior of others.⁷ Most importantly for this paper, strategic uncertainty can yield extrinsic volatility, or volatility in equilibrium outcomes orthogonal to the volatility in fundamentals.⁸ While earlier work explored conditions under which non-fundamental volatility can arise in stylized settings, I contribute to a recent strand of literature that obtains non-fundamental fluctuations by introducing incomplete information in otherwise unique-equilibrium macroeconomic models (Angeletos and La’O, 2013; Benhabib et al., 2015).⁹ In such models, equilibrium conditions impose more structure on the process by which agents with dispersed information follow sunspots, facilitating richer policy analysis.

The unique policy implications in this paper depend on the endogenous nature of sentiments, which builds on seminal work by Benhabib et al. (2015). Aggregate demand varies with a sunspot as a result of correlated, endogenous signals.¹⁰ However, Benhabib et al. (2015) abstract from policy implications. I build on this framework by introducing a different production structure with nominal rigidities. In particular, I formalize the channel through which monetary policy affects strategic interactions among firms and thereby the distribution of aggregate outcomes. I study optimal monetary policy in this framework and I extend this analysis to the case where both fundamental and non-fundamental shocks are drivers of aggregate fluctuations.

Furthermore, the use of endogenous signals and the precise nature of sentiments yield different policy conclusions from Angeletos and La’O (2019). Considering sentiments that are purely exogenous, they find that policy cannot improve on the decentralized outcome, as the economy responds efficiently to fluctuations that arise due to dispersed information.¹¹ Instead, the volatility of sentiments featured in this model will be endogenous to

⁷See Angeletos and Lian (2016) for a discussion of the distinction between *strategic uncertainty* and *fundamental uncertainty*, or the uncertainty that agents face about fundamentals such as preferences and technologies.

⁸Strategic uncertainty and the accompanying frictions in coordination can also generate persistence in the response of macroeconomic outcomes to aggregate shocks to fundamentals (Angeletos and La’O, 2010; Woodford, 2003). Similar dynamics can be generated using sticky information (Mankiw and Reis, 2007) and rational inattention (Sims, 2003; Mackowiak and Wiederholt, 2009)

⁹Earlier work includes Azariadis (1981), which considers randomization over multiple certainty equilibria. Cass and Shell (1983) use restrictions on market participation in overlapping generation models. Similar dynamics can be found in models with strategic complementarities (Cooper and John, 1988) or increasing returns in production (Benhabib and Farmer, 1994; Farmer and Guo, 1994; Wen, 1998).

¹⁰Sentiments, as referred to here and in Benhabib et al. (2015), Acharya et al. (2021), and Chahrour and Gallo (2017) correspond to an endogenous variable (aggregate output) and are captured by dispersed signals that coordinate agents’ actions. As a result, the distribution of sentiments is determined by structural parameters and corresponds to the self-fulfilling distribution of aggregate output. Multiple equilibria arise from correlated decisions by firms, conditioning on endogenous signals. In this respect, it is similar to Aumann (1987) and Maskin and Tirole (1987), where partially correlated signals lead to correlated equilibria.

¹¹In Angeletos and La’O (2013), sentiments are aggregate noise in a signal about a trading partner’s signal. As such, it affects a firm’s perceptions about their trading partner’s beliefs.

policy, allowing the policymaker to shape outcomes through its influence on how firms use their information and how this affects the precision of the signals they receive. The policymaker should, and can, eliminate non-fundamental fluctuations, as they represent an inefficiency in the use of dispersed information. This paper contributes to this literature by studying optimal monetary policy under uncertainty about endogenous outcomes.

The optimal policy exercise takes as a benchmark the notion of constrained efficiency in Angeletos and Pavan (2007) and extends it to the case of endogenous signals and multiple equilibria. In highlighting the informational efficiency role of monetary policy, this paper shares similarities with Paciello and Wiederholt (2014). The authors consider a representative agent model in which it is costly for an agent to acquire information about fundamental shocks. They show that policy that pursues price stability incentivizes price setters to pay less attention to mark-up shocks, eliminating the trade-off between output volatility and price dispersion. I also show that monetary policy affects the information environment, but through strategic interactions among firms whose actions shape the endogenous signals they receive. In this paper, policy that pursues price stability increases strategic complementarity in firm production, which will increase the weight that firms place on the correlated component of their signal. This amplifies the non-fundamental shocks that can arise in this model, which affects the precision of the signals that firms receive.

The rest of the paper is organized as follows. Section (2) presents a stylized model to illustrate how information frictions generate non-fundamental aggregate fluctuations whose volatility is determined endogenously. I highlight some key features that are important for understanding the main results of this paper. Section (3) introduces the benchmark model. It embeds the dynamics of the preceding section in a richer, micro-founded business cycle model with Calvo wage rigidity in order to analyze the effect of monetary policy on equilibrium outcomes.¹² Optimal monetary policy is considered in Section (4). Section (5) demonstrates that the results are robust to the introduction of fundamental shocks. A microfoundation for the endogenous signal is discussed in section (6). Section (7) concludes.

2 Information Frictions in a Beauty Contest Model

The channel of monetary policy in this model relies on a key mechanism: that the use of information by firms will affect how it is aggregated. Through its effect on aggregate variables, the stance of monetary policy affects how firms use their information. In turn, aggregate actions across firms determine the precision of endogenous signals that firms

¹²Appendix (B.2) shows that these results extend to a model with price rigidity. For reference, the flexible wage and flexible price case can be found in appendices (A) and (B.1).

receive.

The abstract model in this section captures this dynamic with two features that can be reasonably assumed to be present in a decentralized economy: interconnectedness and endogenous signals. First, economies consist of interconnected agents who simultaneously make decisions before knowing aggregate outcomes. Their payoffs are interdependent, as the decisions of any agent depends on the expected decisions of many other agents. For example, firms' labor demand depend on expected demand for its product, which is contingent on household consumption. Household spending in turn depend on expected labor market conditions, which depend on decisions of other firms and consumers. This interdependence introduces strategic uncertainty. In the presence of such uncertainty, it is reasonable to assume that agents monitor signals that are informative of the underlying fundamental or the actions of others.¹³ This motivates the second feature: agents make decisions conditional on endogenous signals. The term endogenous is solely meant to indicate that the signal captures an endogenous variable (in this model, the aggregate actions of agents). For example, firms may receive advance orders or conduct market research that provide information about aggregate and idiosyncratic demand.¹⁴

Consider a beauty contest, a class of games featuring weak complementarity and linear best responses which are taken under incomplete information.¹⁵ A continuum of agents, indexed by $j \in [0, 1]$, choose action y_j to maximize expected utility, which minimizes the expected distance from an idiosyncratic fundamental (in this case, $\varepsilon_j \sim N(0, \sigma_\varepsilon^2)$), while also minimizing the expected distance between its action and the actions of others,¹⁶

$$\max_{y_j} \mathbb{E}[-\alpha(y_j - \varepsilon_j)^2 - \beta(y_j - y)^2 | I_j]. \quad (1)$$

Let I_j denote the information set of agent j and let y represent the aggregate action across

¹³Coibion et al. (2018) document a strong positive correlation between the degree of strategic complementarity in price setting of firms and their preference for receiving signals that others receive, or a desire to know what others know (Hellwig and Veldkamp, 2009).

¹⁴Information is endogenous in most situations of interest. For example, prices and macroeconomic indicators both convey information about aggregate actions. These signals can also be viewed as correlated signals as in Maskin and Tirole (1987). Aggregate demand is then a common, or correlated component of agents' signals. The fact that their information is correlated is meant to capture the role of public forecasts, news, or surveys in coordinating actions.

¹⁵As many economic interactions feature a coordination motive whereby an agent's optimal action depends not only on his expectation of idiosyncratic fundamental, but also on his expectation of other agents' actions, there are many applications of beauty contests in macroeconomic models. These include the pricing decision of monopolistically competitive firms (Woodford, 2003; Hellwig and Veldkamp, 2009) and investment decision of firms (Angeletos and Pavan, 2007).

¹⁶The term "fundamental" refers to the fact that the realization of ε_j is payoff-relevant to agent j .

agents,¹⁷

$$y = \int_0^1 y_j dj. \quad (2)$$

The parameters α and β capture the importance that agents place on their action being close to the fundamental and their desire to coordinate, respectively. If $\beta < 0$, agents' actions are characterized by *strategic substitutability* and a higher level of activity by others decreases agent j 's optimal action. Otherwise, if $\beta > 0$, we refer to their actions as *strategic complements* and agent j 's optimal action increases when there is a higher level of activity by others. It follows that the best response of agent j is a linear combination of two terms: the fundamental and the aggregate action, given all available information (I_j)

$$y_j = \mathbb{E}[\alpha\varepsilon_j + \beta y | I_j]. \quad (3)$$

2.1 Complete Information

As a benchmark, consider the complete information case,

$$y_j = \alpha\varepsilon_j + \beta y.$$

Using the law of large numbers, the aggregate action is found by summing across agents (2),

$$y = \int_0^1 y_j dj = \beta y.$$

In the case of $\beta \neq 1$, the only equilibrium is $y = 0$. If $\beta = 1$, then multiple equilibria exist and any y is a solution.

2.2 Incomplete Information

In the case of incomplete information, agents do not observe ε_j and y . Instead, they condition their response on a unique information set, denoted by I_j . In particular, let $I_j = s_j$, a private signal that is endogenous, as it aggregates the idiosyncratic fundamental (ε_j) and

¹⁷The information set may include priors, private signal, or a public signal.

the aggregate action taken by agents (y), an endogenous variable,¹⁸

$$s_j = \lambda \varepsilon_j + (1 - \lambda)y. \quad (4)$$

Note that by construction, s_j shapes agent j 's beliefs about their idiosyncratic fundamental (ε_j). By symmetry, the signal also shapes agent j 's beliefs about others' information.¹⁹

There are two alternative ways to interpret this signal, which may be useful for the results that follow. We can think of it as a noisy signal of idiosyncratic demand (ε_j), whose precision is inversely related to σ_y^2 . Another interpretation is that it is a correlated signal, where the common component corresponds to aggregate demand. In this case, the signal has strategic value in the sense that it is informative of what other firms know. The components of the signal have relative weight $\lambda \in [0, 1]$, which is known.²⁰

To consider an equilibrium in which y may be stochastic, conjecture $y \sim N(0, \sigma_y^2)$. In this case, the signal that agents receive is noisy and they use Bayesian weighting to disentangle its components. The optimal weight for the signal (μ) reflects the volatilities of its components, σ_ε^2 and σ_y^2 ,²¹

$$y_j = \underbrace{\frac{\alpha \lambda \sigma_\varepsilon^2 + \beta (1 - \lambda) \sigma_y^2}{\lambda^2 \sigma_\varepsilon^2 + (1 - \lambda)^2 \sigma_y^2}}_{\mu} \underbrace{[\lambda \varepsilon_j + (1 - \lambda)y]}_{s_j}. \quad (5)$$

One implication from (5) is that agent j 's best response conditional on their signal will also depend on how others will respond conditional on their signal. The latter is captured by the endogenous outcome, y , which aggregates the equilibrium strategies.²²

By (2), the aggregate action across agents is then

$$y = \int_0^1 y_j \, dj = \frac{\alpha \lambda \sigma_\varepsilon^2 + \beta (1 - \lambda) \sigma_y^2}{\lambda^2 \sigma_\varepsilon^2 + (1 - \lambda)^2 \sigma_y^2} (1 - \lambda)y. \quad (6)$$

¹⁸Several papers motivate the choice of a single signal for decision making. In [Van Nieuwerburgh and Veldkamp \(2010\)](#) and [Mondria \(2010\)](#), the optimal choice of agents with limited information processing capacity is to learn about multiple assets using one linear combination of asset payoffs as a private signal.

¹⁹Once a rational expectations equilibrium condition is imposed, the signal will also shape agents' equilibrium beliefs about the actions of others and hence the endogenous aggregate outcome.

²⁰See section (6) for a microfoundation of the signal that endogenizes λ . While an atomistic agent cannot choose λ optimally, it chooses how it weights the signal (5). A key externality in this model is that the signal's precision is influenced by how other agents choose to weight their signal.

²¹Consistent with rational expectations, Bayesian weighting assumes that agents know the model and the distribution from which shocks are drawn, but they are uncertain about the realization of the shock. The expectation of fluctuations lead agents to take actions that confirm such fluctuations.

²²A strategy refers to a mapping from an information set to an action.

Since y is an endogenous variable and decisions are made before outcomes are known, it is the belief about y 's distribution that shapes its realization. It is in this sense that y is indeterminate.

Finally, imposing $y = y$ pins down the rational expectations equilibrium. A rational expectations equilibrium consists of an endogenous signal (4), an individual best response (5), and an aggregate action (2). The best response maximizes expected utility (1) given all available information. This information includes the endogenous signal and σ_y^2 , which parameterizes the distribution of aggregate outcomes, y . The rational expectations condition requires realized outcomes for y to be consistent with beliefs about its distribution.

Under this information structure and among Gaussian random variables, the rational expectations equilibrium satisfies a fixed point relation where $\frac{\alpha\lambda\sigma_\varepsilon^2 + \beta(1-\lambda)\sigma_y^2}{\lambda^2\sigma_\varepsilon^2 + (1-\lambda)^2\sigma_y^2}(1-\lambda) = 1$. As a result, this equilibrium is pinned down by a particular σ_y^2 , which is determined by model parameters,

$$\sigma_y^2 = \frac{\lambda}{1-\lambda} \left(\frac{\alpha - \frac{\lambda}{1-\lambda}}{1-\beta} \right) \sigma_\varepsilon^2. \quad (7)$$

The distribution σ_y^2 should then be shaped by parameters that govern the relative weight agents place on their objectives (α, β). This implies that an agent's best response takes into account others' best response. For agent j then, σ_y^2 is a sufficient statistic for others' equilibrium strategies. In conjunction with their signal, σ_y^2 helps to uncover the stochastic state y .

Proposition 1. *There is an equilibrium in which y is indeterminate, but its distribution is endogenously determined, $\sigma_y^2 = f(\alpha, \beta, \lambda, \sigma_\varepsilon^2)$.*

This feature illustrates the endogenous nature of sentiments in this model. Although y is an endogenous variable corresponding to the aggregate action across agents, its realization is indeterminate since any $y \sim N(0, \sigma_y^2)$ satisfies the equilibrium conditions. As the conjecture and its confirmation show, y is stochastic, even in the absence of any aggregate shocks. Instead, the distribution from which y is drawn is determined by model parameters. Note that equation (6) is also satisfied for $y = 0$, which is referred to as the *fundamental equilibrium*.²³ To summarize, in the incomplete information case, there is a *non-fundamental, or sentiment equilibrium* in which y is stochastic, in addition to the fundamental one.

In the non-fundamental equilibrium, there are several key results that arise from the feature that model parameters pin down the distribution of equilibrium outcome. The first

²³To isolate the effects of non-fundamental shocks, abstract from aggregate fundamental shocks for now. If they were assumed to exist, they would drive fluctuations in this equilibrium (see Section (5)).

remark will be helpful for understanding the positive and normative effects of monetary policy in the richer model, while the rest clarify how this equilibrium works.

Remark 1. *The degree of complementarity or substitutability in actions (parameterized by β) affects the distribution of aggregate outcomes. By the rational expectations condition in (7), how firms use their signal affects its precision as an indicator of ε_j ,*

$$\frac{\partial \sigma_y^2}{\partial \beta} = \frac{\sigma_y^2}{1 - \beta}.$$

Note that if $\beta < 1$, then $\frac{\partial \sigma_y^2}{\partial \beta} > 0$.

When agents hold rational expectations, a property of equilibrium strategies is that the variance of aggregate outcomes will depend on the nature of strategic interaction. When β changes, the rational expectations equilibrium condition that pins down σ_y^2 (7) implies that agents internalize how others will respond by adjusting their beliefs about the distribution of aggregate outcomes. In a rational expectations equilibrium, strategies and beliefs (σ_y^2) are therefore consistent with model parameters, including the nature of interaction (β) among players. In other words, agents have expectations are consistent with the model framework and equilibrium play of others. Strategic complementarity amplifies non-fundamental fluctuations, while strategic substitutability diminishes it.²⁴

In this equilibrium, there is a fixed point relationship between how agents react to available information and how information is generated. The precision of s_j as a measure of ε_j depends on the actions of agents. As a result, there is an information externality in which the use of information by agents affects its aggregation. Agents internalize the effect of β on σ_y^2 , but not how σ_y^2 affects the precision of their signal.

Remark 2. *The non-fundamental equilibrium is not knife-edge, since it exists for a range of parameterizations of α, β, λ and is stable under constant gain learning and other simpler learning rules.*²⁵

However, the non-fundamental equilibrium is not without any restrictions. Expression (7) implies that this equilibrium (which exists when $\sigma_y^2 > 0$) requires the following: agents

²⁴Consider an example: if the signal increases, agents attribute some of this to an increase in y since they are unable to distinguish the two components of their signal. Next, suppose β increases. Agent j 's best response increases because it internalizes that others will also increase their best response in response to higher y . As a result, the volatility of aggregate outcomes increases. Conversely, consider a decrease in β . This will mute how much the best response of agent j increases in response to its signal because each agent internalizes that others may also increase their best response due to higher y . The result is lower aggregate volatility.

²⁵See [Benhabib et al. \(2015\)](#) for a discussion of off-equilibrium dynamics and equilibrium stability under learning.

to want to respond differently to the two components of their signal, but it is sufficiently difficult to distinguish between them, i.e., if $\beta < 1$, the non-fundamental equilibrium requires $\alpha > \frac{\lambda}{1-\lambda}$. This can also be restated as follows: if $\beta < 1$, then $\sigma_y^2 > 0$ if $\lambda \in (0, \frac{\alpha}{\alpha+1})$, i.e., equilibrium multiplicity exists if the signal is sufficiently correlated with y .²⁶

Remark 3. *Non-fundamental fluctuations in y occur even in the absence of aggregate fundamental shocks. Instead, aggregate fluctuations are the result of agents misattributing aggregate demand to idiosyncratic demand in their signal extraction problem.*²⁷

By (6), y can be decomposed as follows,

$$y = \alpha \underbrace{\frac{\lambda\sigma_\varepsilon^2}{\lambda^2\sigma_\varepsilon^2 + (1-\lambda)^2\sigma_y^2}}_{\text{pass-through of } y \text{ to } \mathbb{E}[\varepsilon_j|s_j]}(1-\lambda)y + \beta \underbrace{\frac{(1-\lambda)\sigma_y^2}{\lambda^2\sigma_\varepsilon^2 + (1-\lambda)^2\sigma_y^2}}_{\text{pass-through } y \text{ to } \mathbb{E}[y|s_j]}(1-\lambda)y. \quad (8)$$

As a result of agent j 's signal extraction problem, what agents perceive to be the idiosyncratic fundamental actually contains the aggregate, endogenous component of their signal,

$$\mathbb{E}(\varepsilon_j|s_j) = \frac{\lambda\sigma_\varepsilon^2}{\lambda^2\sigma_\varepsilon^2 + (1-\lambda)^2\sigma_y^2}[\lambda\varepsilon_j + (1-\lambda)y].$$

Across agents, this misattribution of signal components results in aggregate fluctuations.

$$\int_0^1 \mathbb{E}(\varepsilon_j|s_j) dj = \frac{\lambda\sigma_\varepsilon^2}{\lambda^2\sigma_\varepsilon^2 + (1-\lambda)^2\sigma_y^2}(1-\lambda)y.$$

The aggregate outcome, y , is driven by non-fundamental fluctuations. In this framework, equilibrium multiplicity does not rely on non-convexities in technology or preferences, or randomizations over fundamental equilibria. Incomplete information introduces strategic uncertainty, impeding coordination. Non-fundamental fluctuations occur as endogenous signals (which are informative about the actions and beliefs of others) coordinate

²⁶In the model that follows, the Dixit-Stiglitz specification with strategic substitutability across intermediate goods implies $\beta = (1-\theta) < 0$, so $\beta < 1$ is the relevant case. However, this equilibrium also exists for $\beta > 1$, which typically generates explosive dynamics in a linear system. Nevertheless, in this equilibrium, a more than proportionate response of y_j to y is moderated by the endogenous signal, if the signal is only weakly related to y . That is, if $\beta > 1$, then $\sigma_y^2 > 0$ if $\lambda \in (\frac{\alpha}{\alpha+1}, 1)$

²⁷In the absence of a coordination motive ($\beta = 0$), multiple equilibria would still exist. In this case, equilibrium $\sigma_y^2 = \frac{\lambda}{1-\lambda}(\alpha - \frac{\lambda}{1-\lambda})\sigma_\varepsilon^2$ and y can be considered aggregate noise in the signal that agents receive about their idiosyncratic fundamental. See appendix (C.1) for an explanation of why, when firms' actions are strategic substitutes, a sentiment-driven equilibrium exists only if the private signal contains ε_j and z_t in proportions different from the firms' first order condition; i.e. where $\lambda \neq \alpha$ and $(1-\lambda) \neq \beta$.

agents' actions and beliefs.

Remark 4. *While y can be driven entirely non-fundamentally, this does not preclude y from being driven by fundamental sources of fluctuations as well.*

In a beauty contest in which agents condition on an endogenous signal, the sentiment equilibrium follows from verifying a conjecture that y is stochastic. These results established for this equilibrium do not depend on whether y is stochastic as a result of fundamental or non-fundamental sources.

To conclude, the framework in this section can be considered a stylized version of unique-equilibrium macroeconomic models whose equilibrium conditions can be approximated by a system of log linear equations. In DSGE models used to study business cycles and conduct policy analysis, product differentiation introduces strategic complementarity. Optimal production of each firm also depends on aggregate production, as equilibrium marginal costs depend on labor demand of other firms.

3 Monetary Policy with Calvo Wage Rigidity

In this section, I introduce the following deviations to the standard New Keynesian framework to study the effect of monetary policy in the non-fundamental equilibrium of the preceding section. Households form beliefs about consumption and set wages consistent with their beliefs, under Calvo wage rigidity.²⁸ Their beliefs about consumption will be incorporated into a signal that firms receive. Monopolistically competitive firms choose quantity produced, a response that is characterized by strategic substitutability through the effect of the real wage on marginal cost. As before, firms' decisions are interdependent, as they make production decisions (and therefore labor demand decisions) before demand is known. They condition production on an endogenous signal that confounds idiosyncratic demand ($\varepsilon_{j,t}$) and aggregate demand (y_t). Monetary policy follows a simple Taylor rule that targets wage inflation and output.²⁹

There is a rational expectations equilibrium, pinned down by a value for output volatility σ_y^2 , in which beliefs about aggregate demand are self-fulfilling and aggregate output is stochastic, although no sources of aggregate exogenous variation are assumed. Monetary policy will affect equilibrium outcomes through an alternate channel. As the stance of monetary policy affects the equilibrium real wage, it determines how firms respond to

²⁸For the flexible wage case, see Section (A).

²⁹An interest rate rule that targets price inflation when wages are sticky is suboptimal in the New Keynesian model with perfect information. See Section (B.2) for the case where firms set prices under Calvo price rigidity and the policymaker seeks to stabilize price inflation.

aggregate demand. Letting ϕ_π^w and ϕ_y denote the Taylor rule coefficients for wage inflation and output gap and following the notation in the previous section,

$$\beta = f(\phi_\pi^w, \phi_y).$$

To the extent that monetary policy affects firms' use of information, it will influence the precision of the endogenous signals they receive in equilibrium. Information frictions provide a new channel for monetary policy to affect aggregate outcomes, challenging some standard results of the New Keynesian model regarding stabilization policy. First, both wage flexibility and a strong response of the nominal interest rate to wage inflation introduce non-fundamental fluctuations, thereby increasing the volatility of output. Second, such fluctuations introduce a new tradeoff between stabilizing output and inflation, without mark-up shocks. Third, the Taylor principle is no longer sufficient to rule out indeterminacy.

The baseline model presented here abstracts from any fundamental sources of fluctuations in order to demonstrate the role that information frictions play in generating aggregate volatility. However, technology shocks will be introduced in Section (5) to show that these results hold in the case when both fundamental and non-fundamental shocks drive fluctuations. The essential feature of this model is that firms make decisions before shocks are known, conditioning on an endogenous signal that confounds aggregate and idiosyncratic demand.

3.1 Households

The household's problem with nominal wage rigidity is standard and follows [Erceg et al. \(2000\)](#). There is a continuum of differentiated labor services indexed by $i \in [0, 1]$, all of which are used by each firm. Each household specializes in one type of labor, which it supplies monopolistically.³⁰ The households face Calvo wage rigidity: in each period, only a constant fraction $(1 - \theta_w)$ of labor types, drawn randomly, are able to adjust their nominal wage. The optimal wage chosen by a household that is able to re-optimize is detailed in section C.3 of the Appendix. The New Keynesian wage Philips curve describes the resulting dynamics for wage inflation,

$$\pi_t^w = \beta \mathbb{E}_t \pi_{t+1}^w - \lambda_w \hat{\mu}_t^w,$$

³⁰Alternatively, one can consider a continuum of unions, each of which represents a set of households specialized in a type of labor, and sets the wage on their behalf.

where $\lambda_w \equiv \frac{(1-\theta_w)(1-\beta\theta_w)}{\theta_w(1+\varepsilon_w\varphi)}$ is a measure of wage flexibility and $\hat{\mu}_t^w$ defines the deviations of the economy's log average wage markup from its steady state level.

The solution to the household's problem also yields a conventional Euler equation as an optimality condition. Letting $i_t \equiv -\ln Q_t$ (the nominal yield on a one-period bond) and the discount rate $\rho \equiv -\ln \beta$, this is log linearized as follows,³¹

$$\hat{c}_t = \mathbb{E}_t \hat{c}_{t+1} - \frac{1}{\gamma} (i_t - \rho - \mathbb{E}_t \hat{\pi}_{t+1}).$$

At this point, production has not yet taken place, so actual output and consumption are not yet known. Households only form demand schedules for each differentiated good and labor supply schedules, all contingent on shocks to idiosyncratic demand ($\epsilon_{j,t}$) and shocks to aggregate demand (Z_t), to be drawn from their respective distributions.

3.2 Intermediate goods firms

A continuum of monopolistic intermediate goods producers indexed by $j \in [0, 1]$ decide production level $Y_{j,t}$ before knowing idiosyncratic demand ($\epsilon_{j,t}$) or aggregate demand (Z_t). Instead, they infer these shocks from a signal ($S_{j,t}$) that is endogenous in the sense that it captures aggregate demand, an endogenous variable. This signal, which may be interpreted as early orders, advance sales, or market research, captures idiosyncratic preference for good j , as well as the household's belief about consumption (Z_t).³² Let $\log \epsilon_{j,t} \sim N(0, \sigma_\epsilon^2)$ and if Z_t is stochastic, conjecture $\log Z_t \sim N(\phi_0, \sigma_Z^2)$,

$$S_{j,t} = \epsilon_{j,t}^\lambda Z_t^{1-\lambda}. \quad (10)$$

Given the household's labor supply schedule and demand schedule for good j , intermediate goods producers choose $Y_{j,t}$ to maximize nominal profits ($\Pi_{j,t} = P_{j,t}Y_{j,t} - W_tN_{j,t}$)

³¹Optimizing consumption inter-temporally for a household that last reset its wage in $t - k$,

$$Q_t = \beta \mathbb{E}_t \left[\frac{U_c(C_{t+1}, N_{t+1|t-k})}{U_c(C_t, N_{t|t-k})} \frac{P_t}{P_{t+1}} \right]. \quad (9)$$

³²Since coordination is important to the firms in this model, it is plausible that they monitor signals that are informative of the actions and beliefs of others (Hellwig and Veldkamp (2009); Myatt and Wallace (2011)). See section (6) a microfoundation of the signal, where the signal is informative of demand and prices, and λ itself depends on the stance of monetary policy.

subject to production function $Y_{j,t} = AN_{j,t}$,

$$\max_{Y_{j,t}} \mathbb{E}_t \left[P_t Y_{j,t}^{1-\frac{1}{\theta}} (\epsilon_{j,t} Y_t)^{\frac{1}{\theta}} - \frac{W_t}{A} Y_{j,t} | S_{j,t} \right].$$

The firms' first order condition is

$$Y_{j,t} = \left[\left(1 - \frac{1}{\theta} \right) A \mathbb{E}_t \left(\epsilon_{j,t}^{\frac{1}{\theta}} Y_t^{\frac{1}{\theta}} \frac{P_t}{W_t} | S_{j,t} \right) \right]^{\theta}. \quad (11)$$

Log-linearizing (11) around the steady state,

$$\hat{y}_{j,t} = \mathbb{E}_t [\hat{\epsilon}_{j,t} + \hat{y}_t - \theta \hat{w}_t^r | s_{j,t}]. \quad (12)$$

By 12, higher aggregate demand affects firm j 's optimal production decision in two opposing ways: while it leads to an increase in demand for good j (strategic complementarity), the real wage will be higher (strategic substitutability through marginal cost). The first effect, derived from households' optimal consumption across goods, is dominated by the second, which follows from the wage setting decision of household. Although firms' actions are strategic substitutes, the next sections will show that the rational expectations equilibrium may not be unique if firms condition production on an endogenous signal that confounds aggregate and idiosyncratic demand.

3.3 Central bank

A credible central bank commits to setting the nominal interest rate to target wage inflation and output,³³

$$i_t = \rho + \phi_{\pi}^w \pi_t^w + \phi_y \hat{y}_t. \quad (13)$$

3.4 Timing

Letting Z_t denote households' belief about aggregate demand and $\epsilon_{j,t}$ represent idiosyncratic demand for good j , the timing of this model is as follows:

1. Households form a labor supply schedule ($N_t(Z_t)$) and demand schedules for each good j , ($C_{j,t}(Z_t, \epsilon_{j,t})$), contingent on shocks which have not yet materialized.

³³Section B.2 shows that the results extend to the case of price stickiness and a policymaker who targets price inflation. In a model with staggered wage contracts and completely flexible prices, a policymaker attains the Pareto-optimal social welfare level by stabilizing wage inflation (Erceg et al. (2000)).

2. The central bank commits to setting the nominal interest rate on bonds $Q_t(Z_t)$, contingent on shocks which have not yet materialized.³⁴
3. $Z_t, \epsilon_{j,t}$ are drawn from their respective distributions.
4. Firms receive a private signal that captures aggregate demand and idiosyncratic demand for their good ($S_{j,t} = \epsilon_{j,t}^\lambda Z_t^{1-\lambda}$). They commit to production $Y_{j,t}(S_{j,t})$ and hence labor demand $N_{j,t}(S_{j,t}) = \frac{Y_{j,t}(S_{j,t})}{A}$, based on their signal.³⁵
5. The goods market opens and $Z_t, \epsilon_{j,t}$ are observed by all agents. $P_{j,t}$ adjusts so that goods market clears ($C_{j,t} = Y_{j,t}, C_t = Y_t$) and state contingent contracts are settled: $\frac{W_t}{P_t} = \frac{\epsilon_w}{\epsilon_w - 1} \Psi Z_t^\gamma$ for the $(1 - \theta_w)$ households who have reset wages. $\Pi_t(Z_t)$ and $\Pi_t^w(Z_t)$ are consistent with Z_t .
6. In any rational expectations equilibrium, $Z_t = C_t = Y_t$

The key friction is that intermediate goods firms commit to labor demand and output, based on a signal that confounds aggregate demand and firm level demand, prior to goods being produced and exchanged and before market clearing prices are realized. After production decisions are made, the goods market opens, demand is realized, and prices adjust to clear the market.

3.5 Rational Expectations Equilibrium

Definition 1. A rational expectations equilibrium is a sequence of allocations $\{C(Z_t), Y(Z_t), C_j(Z_t, \epsilon_{j,t}), Y_j(Z_t, \epsilon_{j,t}), N(Z_t), N_j(Z_t, \epsilon_{j,t}), \Pi(Z_t)\}$, prices $\{P_t = 1, P_j(Z_t, \epsilon_{j,t}), W_t = W(Z_t), Q_t = Q(Z_t)\}$, and a distribution of $Z_t, \mathbf{F}(Z_t)$, such that for each realization of Z_t , (i) equations (C.102), (9) maximize household utility given the equilibrium prices $P_t = P(Z_t), P_{j,t} = P_j(Z_t, \epsilon_{j,t}), W_t = W(Z_t)$, and $Q_t = Q(Z_t)$ (ii) equation (11) maximizes intermediate goods firm's expected profits for all j given the equilibrium prices $P_t = P(Z_t), W_t = W(Z_t)$, and the signal (10) (iii) a credible central bank commits to setting the nominal interest rate in response to wage inflation and output (13), $Q_t = Q(Z_t)$ (iv) all markets clear: $C_{j,t} = Y_{j,t}, N(Z_t) = \int N_{j,t} dj$, and (v) expectations are rational: households' beliefs about W_t, P_t and Π_t^w, Π_t are consistent with their belief about aggregate demand Z_t , and $Y_t = Z_t$, so that actual aggregate output follows a distribution consistent with \mathbf{F} .

Restricting Y_t to the class of Gaussian random variables, there exist two rational expectations equilibria. The first is a *fundamental equilibrium*, where aggregate output and prices

³⁴The policymaker cannot reveal Z_t through communications or policy actions, since its realization is indeterminate (dependent on firms' actions) and unknown until the end of the period.

³⁵One requirement for the non-fundamental equilibrium is that firms are unable to write state contingent schedules for their labor demand.

are all constant (in the absence of aggregate fundamental shocks) and where beliefs about aggregate demand play no role in determining the level of aggregate output.³⁶ The second is a *non-fundamental equilibrium* where self-fulfilling beliefs about aggregate demand lead to fluctuations in aggregate output, and where the volatility of such fluctuations is endogenously determined.

A rational expectations equilibrium satisfies the following system of equations. Wage inflation dynamics follow from households optimizing wages subject to Calvo-type constraints on the adjustment frequency,

$$\pi_t^w = \beta \mathbb{E}_t \pi_{t+1}^w - \lambda_w \hat{\mu}_t^w. \quad (14)$$

Optimal inter-temporal consumption is given by the Euler equation,

$$\hat{c}_t = \mathbb{E}_t \hat{c}_{t+1} - \frac{1}{\gamma} (i_t - \rho - \mathbb{E}_t \hat{\pi}_{t+1}). \quad (15)$$

Firm production, conditional on signal $s_{j,t}$ is

$$\hat{y}_{j,t} = \mathbb{E}_t [\hat{\varepsilon}_{j,t} + \hat{y}_t - \theta \hat{\omega}_t^r | s_{j,t}], \quad (16)$$

where

$$s_{j,t} = \lambda \hat{\varepsilon}_{j,t} + (1 - \lambda) \hat{z}_t. \quad (17)$$

The central bank follows the policy rule

$$i_t = \rho + \phi_\pi^w \hat{\pi}_t^w + \phi_y \hat{y}_t.$$

As there are no savings in this model, market clearing implies

$$\hat{y}_t = \hat{c}_t.$$

The real wage identity can be used to determine equilibrium price inflation,

$$\hat{w}_{t+1}^r = \hat{w}_t^r + \mathbb{E}_t \hat{\pi}_{t+1}^w - \mathbb{E}_t \hat{\pi}_{t+1}.$$

³⁶Section (5) will demonstrate the robustness of these results to the case where fluctuations have both a fundamental and non-fundamental component. In that extension, the fundamental equilibrium will exhibit fluctuations driven by technology shocks.

Lastly, beliefs about aggregate demand are correct,

$$\hat{z}_t = \hat{y}_t. \quad (18)$$

3.6 Fundamental Equilibrium

Under the signal given by (10), there is a unique fundamental equilibrium with constant output, $\hat{y}_t = 0$. The properties of the fundamental equilibrium are well known; if we had assumed exogenous sources of fundamental variation, such as technology or markups, then these would be the drivers of fluctuations in aggregate output in this equilibrium.³⁷

3.7 Non-fundamental Equilibrium

In this equilibrium, there exists a distribution of non-fundamental shocks such that for every realization of the non-fundamental shock, the firms' expected aggregate demand is equal to the realized aggregate demand, the consumer's expected aggregate income is equal to the realized aggregate output, and the expected prices and real wages are equal to the realized prices and real wages.

3.7.1 Effect of an *iid* non-fundamental shock

When firms condition on an endogenous signal (10), there also exists an equilibrium where aggregate output, \hat{y}_t , is stochastic and corresponds to beliefs about aggregate demand \hat{z}_t . To analyze the effect of an *iid* non-fundamental shock on the volatility of output in a equilibrium where beliefs about aggregate demand are self-fulfilling, conjecture $\hat{z}_t \sim N(0, \sigma_z^2)$ and policy functions for \hat{c}_t , \hat{w}_t^r , $\hat{\pi}_t$, and $\hat{\pi}_t^w$ where the state variables are \hat{z}_t , \hat{w}_{t-1}^r . The following policy functions verify the conjecture³⁸

$$\hat{c}_t = \hat{z}_t, \quad (19)$$

$$\hat{w}_t^r = \frac{\gamma(1 + \lambda_w \phi_\pi^w) + \phi_y}{1 + \lambda_w \phi_\pi^w} \hat{z}_t, \quad (20)$$

$$\pi_t^w = -\frac{\lambda_w \phi_y}{1 + \lambda_w \phi_\pi^w} \hat{z}_t, \quad (21)$$

$$\pi_t = -\left[\frac{\gamma(1 + \lambda_w \phi_\pi^w) + \phi_y(1 + \lambda_w)}{1 + \lambda_w \phi_\pi^w} \right] \hat{z}_t + \hat{w}_{t-1}^r. \quad (22)$$

³⁷See section (5).

³⁸See section (C.2).

The policy function for the real wage (20) indicates that it increases in response to a positive sentiment shock.³⁹ This occurs through a decrease in price inflation (22) that exceeds the decrease in wage inflation (21).

Firm j 's optimal production decision (16), incorporating the relationship between the real wage and sentiments (20) is given by

$$\hat{y}_{j,t} = \mathbb{E}_t \left[\hat{\varepsilon}_{j,t} + \left(1 - \theta \underbrace{\left[\frac{\gamma(1 + \lambda_w \phi_\pi^w) + \phi_y}{1 + \lambda_w \phi_\pi^w} \right]}_{a_w} \right) \hat{z}_t | s_{j,t} \right], \quad (23)$$

where $a_w \equiv \frac{\partial \hat{w}_t}{\partial \hat{z}_t}$. The coordination motive of firms (β in the beauty contest model of section 2) will depend on primitives of the model. Through its effects on the real wage, the stance of monetary policy (ϕ_π^w relative to ϕ_y) and the degree of wage flexibility (λ_w) affect strategic interaction among firms. Conditional on its signal (17), firm j 's best response is

$$\hat{y}_{j,t} = \frac{\lambda \sigma_\varepsilon^2 + (1 - \lambda) (1 - \theta a_w) \sigma_z^2}{\lambda^2 \sigma_\varepsilon^2 + (1 - \lambda)^2 \sigma_z^2} (\lambda \hat{\varepsilon}_{j,t} + (1 - \lambda) \hat{z}_t). \quad (24)$$

Summing across firms, aggregate output is

$$\hat{y}_t = \frac{\lambda \sigma_\varepsilon^2 + (1 - \lambda) (1 - \theta a_w) \sigma_z^2}{\lambda^2 \sigma_\varepsilon^2 + (1 - \lambda)^2 \sigma_z^2} (1 - \lambda) \hat{z}_t.$$

In a rational expectations equilibrium, there is a fixed point relation between expectations about aggregate demand and actual aggregate behavior (18), which pins down a distribution for aggregate output

$$\sigma_y^2 = \sigma_z^2 = \frac{1}{a_w} \frac{\lambda(1 - 2\lambda)}{(1 - \lambda)^2 \theta} \sigma_\varepsilon^2. \quad (25)$$

Non-fundamental volatility and hence output is determined by structural parameters. In a rational expectations equilibrium, monetary policy affects the optimal response of firm production to aggregate demand, which shapes the distribution of aggregate output.

Proposition 2. *Let $\lambda \in (0, \frac{1}{2})$. There exists a sentiment-driven rational expectations equilibrium*

³⁹This assumes a reasonable parameterization of the CRRA parameter ($\gamma > 1$) and Taylor rule coefficient for output ($\phi_y > 0$).

where aggregate output is stochastic, with variance increasing in ϕ_π^w and λ_w , and decreasing in ϕ_y ,

$$\sigma_z^2 = \frac{1 + \lambda_w \phi_\pi^w}{\gamma(1 + \lambda_w \phi_\pi^w) + \phi_y} \frac{\lambda(1 - 2\lambda)}{(1 - \lambda)^2 \theta} \sigma_\varepsilon^2. \quad (26)$$

As $\phi_\pi^w \rightarrow \infty$, $\sigma_z^2 \rightarrow \frac{\lambda(1-2\lambda)}{(1-\lambda)^2\theta} \sigma_\varepsilon^2$, its value under flexible wages (see section A.19).

Proposition 2 states that the stance of monetary policy affects the volatility of self-fulfilling beliefs about aggregate demand. To understand the effects of monetary policy through the channel discussed in previous section, consider the response of the real wage to a sentiment shock. As a common marginal cost, how the real wage co-varies with sentiment will affect the degree of strategic complementarity in firm production (β). Note that by (20), the real wage increases in response to a positive sentiment shock.

To see why the real wage is increasing in beliefs about aggregate demand, consider the process by which a positive sentiment shock is self-fulfilling. On the *demand side*, by the IS relation (15), in order for households to increase consumption, the real interest rate must fall. The real interest rate,

$$r_t = i_t - \mathbb{E}_t \pi_{t+1},$$

falls in one of two ways: either the nominal interest rate falls and/or expected price inflation increases (current price level falls), since⁴⁰

$$\mathbb{E}_t \pi_{t+1} \equiv \mathbb{E}_t p_{t+1} - p_t.$$

Next, for a central bank that targets wage inflation, the nominal interest rate decreases when wage inflation falls. By the New Keynesian Philips Curve for wage inflation, for wage inflation to fall when aggregate demand increases, the real wage must increase.

To summarize, since a belief about increased aggregate demand materializes through a decrease in the real interest rate, what happens to the real wage is a *consequence* of how the real interest rate changes in this equilibrium. This implies that ϕ_π^w and λ_w (which respectively parameterize the extent to which the central bank targets wage inflation and the degree of wage flexibility) will determine to degree to which the real wage increases, or

⁴⁰Expected price inflation (22) is no longer zero in response to an *iid* sentiment shock if the central bank targets wage inflation, but is equal to the real wage. In this model, for expected price inflation to increase, either the real wage increases or the current price level falls.

how the current price level falls for a given nominal wage.^{41,42} These effects can be verified by the policy functions (20-22). Following a positive sentiment shock and for reasonable parameterizations ($\gamma > 0, \lambda_w > 0, \phi_y \geq 0, \phi_\pi^w \geq 0$), the real wage increases through a decrease in price inflation that exceeds the fall in wage inflation ($\frac{\partial \pi_t}{\partial z_t} < \frac{\partial \pi_t^w}{\partial z_t}$),

$$\frac{\partial \pi_t}{\partial z_t} = \frac{\partial \pi_t^w}{\partial z_t} - \underbrace{\left(\frac{\gamma(1 + \lambda_w \phi_\pi^w) + \phi_y}{1 + \lambda_w \phi_\pi^w} \right)}_{>0}.$$

On the *supply side*, consider how these policy functions shape firms' beliefs about possible outcomes. By (18), a rational expectations equilibrium is pinned down by firms' beliefs about the distribution of aggregate outcomes. A positive sentiment shock affects a firm's optimal production through two opposing channels. First, and as previously discussed, the real wage increases ($\frac{\partial w_t^r}{\partial z_t} > 0$) with a positive sentiment shock, raising marginal cost. However, an increase in aggregate demand also increases demand for good j . As the first effect dominates ($\theta a_w > 1$), the optimal response of a firm to a sentiment shock will be to reduce production when sentiment increases (see (23)). In other words, firm production is characterized by strategic substitutability.

As individual firm j internalizes the possibility that other firms will increase production in response to an increase in sentiment, substitutability in production implies that firm j will attenuate their production in response to an increase in sentiment. Aggregated across all firms, production will be muted in response to an increase in sentiment. Actual aggregate output shapes beliefs, and vice versa: in equilibrium, beliefs about volatility in aggregate demand determine actual aggregate output. By Proposition 2, there is a rational expectations equilibrium where aggregate demand (Y_t) is stochastic, and any realization from a distribution parameterized by σ_y^2 clears markets. In summary, the stance of monetary policy affects aggregate outcomes through an alternate channel. Through its influence on the nature of firm coordination, it affects firm production, and hence aggregate output

⁴¹The degree of risk aversion of households (γ) also affects the extent to which the real wage rises in response to a positive sentiment shock. Through the Euler equation, γ affects the degree to which a fall in the interest rate substitutes for an increase in the real wage. See Appendix (C.6.1)-(C.6.4) for a discussion how these parameters affect non-fundamental volatility.

⁴²In a model with sticky wages and a central bank that targets wage inflation, the mechanism through which a sentiment shock is realized is inter-temporal. However, in a model with flexible wages (see section A), a positive sentiment shock is self-fulfilling solely through a contemporaneous increase in the real wage (which implies that the price level falls, given a nominal wage). As the price level falls, households increase consumption and supply more labor. As the real wage increases, and all else equal, firms decrease production. However, if firms condition production on an endogenous signal of aggregate demand, there is an equilibrium level of output volatility such that firms misattribute enough of their signal to idiosyncratic demand, that aggregate supply equals beliefs about aggregate demand that households hold.

and beliefs thereof.

Next, consider how equilibrium outcomes are affected by the degree of wage flexibility (λ_w) and the response of monetary policy to wage inflation (ϕ_π^w). In an equilibrium where these beliefs can be self-fulfilling, stabilizing wage inflation or introducing wage flexibility increase the volatility of realized output:

$$\frac{\partial \sigma_z^2}{\partial \phi_\pi^w} = \frac{\lambda_w \phi_y}{[\gamma(1 + \lambda_w \phi_\pi^w) + \phi_y]^2} \frac{\lambda(1 - 2\lambda)}{(1 - \lambda)^2 \theta} \sigma_\varepsilon^2 > 0,$$

$$\frac{\partial \sigma_z^2}{\partial \lambda_w} = \frac{\phi_\pi^w \phi_y}{[\gamma(1 + \lambda_w \phi_\pi^w) + \phi_y]^2} \frac{\lambda(1 - 2\lambda)}{(1 - \lambda)^2 \theta} \sigma_\varepsilon^2 > 0.$$

To see why, note that these parameters will determine the degree to which a fall in the nominal interest rate substitutes for an increase in the real wage required for a positive non-fundamental shock to be self-fulfilling. Both an increase in wage flexibility and a stronger response to wage inflation have the same effect of mitigating the degree to which the real wage rises when beliefs about aggregate demand increase. This is because a strong response to wage inflation (ϕ_π^w) caps the amount by which wage inflation needs to decrease in order to trigger a fall in the nominal interest rate required for households to consume what they believe will be aggregate demand. By (14), in order for wage inflation to fall when aggregate demand rises, the real wage must increase. However, if nominal interest rates are very sensitive to changes in wage inflation, or if wages are flexible, this mitigates the extent to which the real wage must increase to reach a given level of wage deflation.⁴³

In the terminology of section 2, firms' production decisions are strategic substitutes, but both an increase in wage flexibility and a stronger response to wage inflation serve to increase the degree of complementarity in firm production. In equilibrium, this increases the volatility of aggregate variables.

So far, we have seen how conventionally stabilizing monetary policy introduces non-fundamental volatility to aggregate output. However, policies to stabilize output will also introduce volatility to inflation. Therefore, the information frictions we have assumed will introduce a trade-off that breaks divine coincidence, but without the cost-push shocks assumed in the New Keynesian model. Conceptually, a non-fundamental shock is a shock to beliefs about aggregate demand, yet it leads to co-movement in inflation and output that

⁴³See appendix (C.6.1) and (C.6.4) for details. Another way to see this is to replace w_t^r in (14) with the real wage identity and rearranging terms to obtain

$$\pi_t^w = -\frac{\lambda_w}{1 + \lambda_w} (\pi_t + c_t - w_{t-1}^r).$$

The greater λ_w is, the less price inflation needs to fall to reach a given level of wage inflation. The net effect is that the real wage increases by less when wages are more flexible.

resemble a cost-push shock.

Proposition 3. *In an equilibrium with sentiment-driven fluctuations, the central bank faces a tradeoff in stabilizing output and inflation. As the central bank increases its response to wage inflation (ϕ_π^w), the volatility of wage inflation declines, but this comes at the expense of higher output volatility. Assuming $\gamma + \phi_y > 1$,*

$$\frac{\partial \sigma_z^2}{\partial \phi_\pi^w} = \frac{\lambda_w \phi_y}{[\gamma(1 + \lambda_w \phi_\pi^w) + \phi_y]^2} \frac{\lambda(1 - 2\lambda)}{(1 - \lambda)^2 \theta} \sigma_\varepsilon^2 > 0.$$

Conversely, the more the policymaker stabilizes output, the more it introduces volatility to wage inflation,

$$\frac{\partial \sigma_{\pi w}^2}{\partial \phi_y} = \frac{\lambda_w^2 \phi_y [\phi_y + 2\gamma(1 + \lambda_w \phi_\pi^w)]}{[\gamma(1 + \lambda_w \phi_\pi^w) + \phi_y]^2} \frac{1}{1 + \lambda_w \phi_\pi^w} \frac{\lambda(1 - 2\lambda)}{(1 - \lambda)^2 \theta} \sigma_\varepsilon^2 > 0.$$

To arrive at these results, note that equation (21) can be used to derive a relationship between the volatility of inflation and the volatility of output, $\sigma_{\pi w}^2 = \left(\frac{\lambda_w \phi_y}{1 + \lambda_w \phi_\pi^w} \right)^2 \sigma_y^2$. Consequently, we can express σ_y^2 and $\sigma_{\pi w}^2$ solely in terms of model parameters,

$$\sigma_y^2 = \frac{1 + \lambda_w \phi_\pi^w}{\gamma(1 + \lambda_w \phi_\pi^w) + \phi_y} \frac{\lambda(1 - 2\lambda)}{(1 - \lambda)^2 \theta} \sigma_\varepsilon^2,$$

$$\sigma_{\pi w}^2 = \frac{(\lambda_w \phi_y)^2}{(1 + \lambda_w \phi_\pi^w)[\gamma(1 + \lambda_w \phi_\pi^w) + \phi_y]} \frac{\lambda(1 - 2\lambda)}{(1 - \lambda)^2 \theta} \sigma_\varepsilon^2.$$

Proposition 4. *There is (real) indeterminacy even when Taylor principle is satisfied. In contrast, by (26), the policymaker can mitigate non-fundamental fluctuations with an interest rate rule that places sufficiently low weight on wage inflation.*

As we have seen, a strong response of the nominal interest rate to wage inflation introduces non-fundamental volatility to aggregate output. Figure 1 shows the region of (real) indeterminacy in this model.^{44,45} In contrast to the Taylor principle, a nominal interest rate rule that responds more than one-for-one to inflation cannot rule out indeterminacy that

⁴⁴In Figure 1, the indeterminacy region is generated from a model with $\beta = 0.99$ (which implies a steady state real return on bonds of about 4 percent), $\gamma = 1$ (log utility), and $\theta_w = 0.66$ (an average wage duration of 1.5 years). The idiosyncratic component of the signal has weight $\lambda = 0.2$.

⁴⁵Under complete information, the condition for indeterminacy is given by

$$\phi_\pi^w > 1 - \frac{1 - \beta}{(1 - \nu)\kappa_p + \nu\kappa_w} \phi_y,$$

where $\nu = \frac{\lambda_p}{\lambda_p + \lambda_w}$. See [Blasselle and Poissonnier \(2016\)](#).

arises from expectations of aggregate demand.^{46,47} Instead, such a rule would introduce a multiplicity of rational expectations equilibrium paths for real variables, including equilibria in which fluctuations are unrelated to any variation in fundamentals. This is because a rule that satisfies the Taylor principle does not account for the effect of policy on firms' coordination motives. The stance of policy not only affects how much the real interest rate changes but also how the real wage changes. In a rational expectations equilibrium, an individual firm's production decision internalizes how the nature of strategic interaction (whether it is characterized by complementarity or substitutability) affects other firms' production, and therefore the distribution of aggregate outcomes (σ_y^2). Real indeterminacy is possible in this model because firms make production decisions before shocks are known, based on an endogenous signal of demand.

However, by placing a sufficiently low weight on wage inflation, a policymaker is able to minimize non-fundamental fluctuations. The intuition follows from section 3.7.1, which showed that a positive sentiment shock is self-fulfilling through a fall in the nominal interest rate, which affects how the equilibrium real wage increases. For reasonable calibrations ($\gamma + \varphi > 1$), the real wage increases through a decrease in wage inflation that exceeds the decrease in price inflation. However, by not responding strongly to wage inflation, the policymaker allows the real wage to co-vary more strongly with sentiment. Thus, the stance of monetary policy affects how firms use their signal, with the result that its equilibrium precision increases, precluding sentiment driven fluctuations.

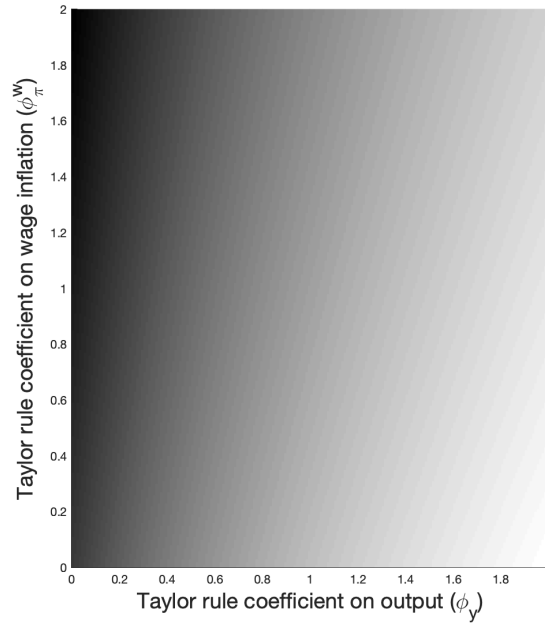
4 Constrained Efficient Allocation

The previous section considered a minor deviation from the full information New Keynesian model: firms made production decisions before shocks were known, conditioning on a signal that confounded idiosyncratic and aggregate demand. The decentralized equi-

⁴⁶In the complete information case, the Taylor principle rules out nominal indeterminacy since the response of the nominal interest rate to price inflation is sufficiently large to guarantee that the real rate eventually rises as inflation increases. Such a response is stabilizing since it reduces demand and counteracts the increase in inflation. However, under the information frictions assumed in this model, and in the case of price rigidity, B.95 shows the Taylor principle is also not sufficient to rule out indeterminacy. Instead, a policymaker eliminates non-fundamental fluctuations with an interest rate rule that places sufficiently low weight on price inflation.

⁴⁷Forward-looking rules can easily induce equilibrium indeterminacy in the complete information case. Bernanke and Woodford (1998) show that rules which link policy actions to private sector forecasts make the current equilibrium particularly sensitive to expectations about the future. For a rule that responds to expected inflation and expected output, Clarida, Gali, and Gertler (1999) show that indeterminacy can arise when the policymaker reacts too strongly or too weakly to deviations of inflation and output from target. However, the magnitude of the policy response required to generate indeterminacy is well above those characterizing empirical interest rate rules. Nevertheless, this provides support for a gradual approach to meeting the inflation target.

Figure 1: Indeterminacy region with information frictions

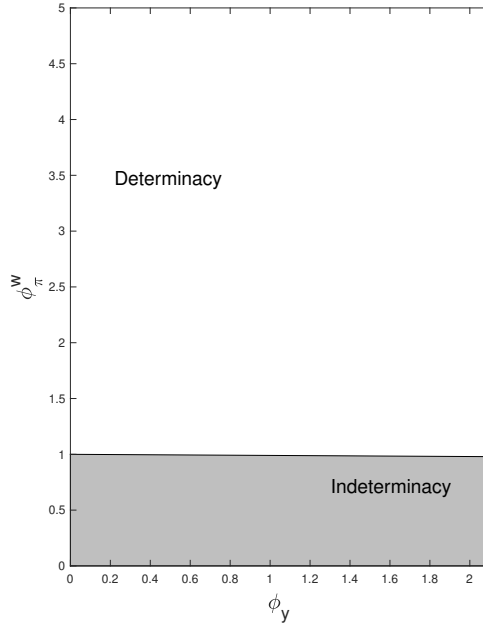


Darker colors represent regions with larger non-fundamental volatility

librium featured aggregate fluctuations with a non-fundamental source. Moreover, conventionally stabilizing monetary policy increased the volatility of such fluctuations. Such policy limits the degree to which the real wage (and therefore marginal cost) rises in equilibrium, thereby affecting how firms want to respond to aggregate demand. This increases the degree of strategic complementarity in firm production. Firms internalize this in their beliefs about the distribution of aggregate outcomes, which is equivalent to the actual distribution in a rational expectations equilibrium. This section considers whether the degree of coordination in the decentralized equilibrium is socially efficient.

An appropriate efficiency benchmark is the solution to the problem of a planner who cannot centralize or transfer information, but instead directs firms' actions in response to an endogenous signal that confounds aggregate and idiosyncratic demand. In other words, the social planner takes the decentralization of information as given in the competitive equilibrium, and directs firm production contingent on its signal. In the aggregate, how firms use their signal will affect the volatility of aggregate output, and hence expected household welfare. In characterizing the efficient use of information and its relation to the socially optimal degree of coordination, this exercise will extend the analysis of [Angeletos and Pavan \(2007\)](#) to an endogenous information structure and the case of multiple equilibria.

Figure 2: Indeterminacy and determinacy regions under complete information



Comparing the constrained efficient equilibrium to the decentralized equilibrium highlights the source of inefficiency: the use of information by firms affects the precision of the signal, an externality that firms and policymakers do not internalize.⁴⁸ While this benchmark abstracts from policy instruments to identify the best allocation that satisfies feasibility constraints, the next section shows that the constrained efficient allocation will have a realistic policy counterpart.

Restricting the set of solutions for output to $Y_t \sim N(\phi_0, \sigma_z^2)$, a planner chooses the mean and variance of output to maximize expected household utility.⁴⁹

$$\max_{\phi_0(B), \sigma_z^2(B)} \mathbb{E}_t \left(\frac{C_t^{1-\gamma}}{1-\gamma} - \frac{N_t^{1+\varphi}}{1+\varphi} \right)$$

⁴⁸In the decentralized equilibrium, the precision of a firm's signal with respect to idiosyncratic demand is dependent on the production decisions of other firms.

⁴⁹Restricting $Y_t \sim N(\phi_0, \sigma_z^2)$ may rule out other solutions. As the social planner's problem is concave in σ_z^2 , the solution is unique.

subject to the following constraints,

$$Y_{j,t} = FS_{j,t}^B, \quad (27)$$

$$S_{j,t} = \epsilon_{j,t}^\lambda Z_t^{1-\lambda}, \quad (28)$$

$$Y_t = \left(\int_0^1 \epsilon_{j,t}^{\frac{1}{\theta}} Y_{j,t}^{\frac{\theta-1}{\theta}} dj \right)^{\frac{\theta}{\theta-1}}, \quad (29)$$

$$Y_{j,t} = AN_{j,t}, \quad (30)$$

$$N_t = \int_0^1 N_{j,t} dj, \quad (31)$$

$$Y_{j,t} = C_{j,t}, \quad (32)$$

$$Y_t = C_t. \quad (33)$$

By (27) and (28), the planner directs each firm's production decision to depend solely on its own information set. Aggregate output and labor are given by (29) and (31), while production and market clearing are given by (30), (32), and (33), respectively.⁵⁰

The social planner has the choice of directing each firm to weight their signal ($S_{j,t}$) by B . If $B \neq 0$, then the planner is subject to an additional constraint, aggregate output is equal to aggregate demand captured by the signal,

$$Y_t = Z_t,$$

which requires $B = \frac{1}{1-\lambda}$. Otherwise, the planner can direct firms to not weight their signal at all ($B = 0$), in which case $\sigma_z^2 = \sigma_y^2 = 0$.

Although σ_z^2 is an endogenous variable in the decentralized equilibrium, this is no longer the case in the social planner's problem. The only restriction is that aggregate demand captured by the signal is equal to aggregate output. Otherwise, this exercise removes private motives for alignment among firms in order to isolate the social value of coordination.

Proposition 5. *In an equilibrium with endogenous signals and $B \neq 0$, the optimal mean and variance for output is given by*

$$\begin{aligned} \phi_0^* &= \frac{1}{2} \frac{[1 + (\theta - 1)\lambda B]^2}{\theta(\theta - 1)} \sigma_\epsilon^2, \\ \sigma_z^{2*} &= \max \left\{ 0, -\frac{2}{(1 + \varphi)^2 - (1 - \gamma)^2} \left[\ln \left(\frac{1 + \varphi}{1 - \gamma} \right) + (1 + \varphi) \ln \kappa_2 - (1 - \gamma) \ln \kappa_1 \right] \right\}, \end{aligned}$$

⁵⁰Let $F = e^{-\phi_0}$.

where

$$\begin{aligned}\ln \kappa_1 &= \phi_0^*, \\ \ln \kappa_2 &= \frac{1}{2}(\lambda B)^2 \sigma_\epsilon^2.\end{aligned}$$

See section (C.8). From the expression for σ_z^{2*} , we can see the optimality of fluctuations depends on household risk aversion relative to Frisch elasticity of labor supply. For $\gamma \geq 1$, optimal volatility is negative, since risk averse households would prefer to avoid fluctuations in aggregate output. For $\gamma < 1$, the optimal volatility of aggregate output reflects household preferences over dispersion and coordination, which in turn depends on the elasticity of substitution between goods. Aggregate volatility reduces the precision in firms' signals about idiosyncratic demand, which is less consequential if goods are highly complementary.⁵¹

4.1 Sources of inefficiency in the decentralized equilibrium

4.1.1 Constant sources of inefficiency

The steady state of the decentralized equilibrium with information frictions,

$$\phi_0 = \ln \left[\left(1 - \frac{1}{\theta}\right) \frac{A}{\Psi} \right] + \frac{1}{2(\theta - 1)} \sigma_\epsilon^2 \left[\frac{1}{\theta} + \frac{\theta - 1}{\theta} \frac{\lambda}{1 - \lambda} \right]^2 + \frac{\Omega_s}{2},$$

features the following inefficiencies.⁵² The first term $\left(\ln \left[\left(1 - \frac{1}{\theta}\right) \frac{A}{\Psi} \right] \right)$ represents the usual role that market power plays in lowering steady state aggregate output. The less substitutable goods are, the higher markups firms can charge, and it is optimal to lower production to equate marginal cost and price. This term is missing in the social planner's steady state output, since the setup abstracts from prices and downward sloping demand

⁵¹In an equilibrium in which firms condition production on endogenous signals of demand, firms misattribute some idiosyncratic demand to aggregate demand, resulting in a loss of expected household utility from variety of consumption. κ_1 relative to κ_2 measures how much information frictions (captured by λB) decrease $\mathbb{E}(C_t)$ relative to $\mathbb{E}(N_t)$, with implications for the optimality of σ_z^2 . This means that the desirability of aggregate fluctuations depends on the elasticity of substitution between goods. When goods are highly complementary, ($\theta \rightarrow 1$), and if households derive utility from variety of consumption, then reducing the responsiveness of firms to idiosyncratic demand with information frictions is desirable. Thus, a positive level of σ_z^2 is optimal. For $\theta \in (1, \infty)$, κ_1 exceeds κ_2 , and approaches it when $\theta \rightarrow \infty$ (perfect substitutability). Although $\theta \in (0, \infty)$, assume $\theta > 1$, as $0 < \theta \leq 1$ is inconsistent with taste for variety and with firms' second order conditions.

⁵²Under perfect information, steady state output ($\phi_0 = \ln \left[\left(1 - \frac{1}{\theta}\right) \frac{A}{\Psi} \right] + \frac{1}{2(\theta - 1)} \sigma_\epsilon^2$) is a function of idiosyncratic demand volatility (σ_ϵ^2) and θ , as the CES aggregation of output with idiosyncratic preference shocks implies households derive utility from the intensive margin of consumption.

for firm level output. The planner's problem considers the firms' use of productive inputs conditional on information frictions, and its implications for household welfare.

The effect of information frictions on steady state output is captured by the next term, $\frac{1}{2(\theta-1)}\sigma_\epsilon^2 \left[\frac{1}{\theta} + \frac{\theta-1}{\theta} \frac{\lambda}{1-\lambda} \right]^2$. When firms are unable to distinguish between idiosyncratic and aggregate demand, some idiosyncratic demand is misattributed to aggregate demand, and there is a degree of utility from variety of output that is lost.⁵³ This term also appears in the planners' steady state output, since the planner is also subject to the decentralization of information and the implementability constraint.

In summary, there are two sources of steady state distortion in this model. In addition to the steady state distortion that monopolistic competition introduces, there is another that arises from information frictions, particularly the inability of firms to perfectly disentangle idiosyncratic and aggregate demand. This has implications for steady state output when households derive utility from consumption variety.

4.1.2 Time varying sources of inefficiency

Comparing efficient versus equilibrium responses to the signal allows us to isolate the inefficiency that originates in the way firms process available information. In the decentralized equilibrium with information frictions, firms respond to their signal with the following weight (24),

$$B = \frac{\lambda\sigma_\epsilon^2 + (1 - \theta a_w)(1 - \lambda)\sigma_z^2}{\lambda^2\sigma_\epsilon^2 + (1 - \lambda)^2\sigma_z^2 + \sigma_v^2}.$$

The decentralized equilibrium features an interaction between the use of information and the aggregation of information that is inefficient. As long as there are fluctuations in aggregate output, firms' beliefs about aggregate demand should also be stochastic ($\sigma_z^2 > 0$), since this helps predict marginal cost. In addition, due to the endogeneity of the signal, σ_z^2 affects the precision of the signal with respect to idiosyncratic demand. As a result of correlated signals, correlated actions by firms leads to aggregate fluctuations in output. In the aggregate, the actions of firms conditioning on an endogenous signal affects the precision of the signals that they receive, an externality that the social planner internalizes.

In the standard New Keynesian model, nominal rigidities are a source of allocative inefficiency. Assuming a subsidy to compensate for the effects of monopolistic competition on the steady state, targeting inflation strongly replicates the flexible wage allocation, al-

⁵³The perfect information case (A.17) is approximated by letting the idiosyncratic demand component of the signal equal its upper bound ($\lambda = \frac{1}{2}$). In the sentiment equilibrium, λ is bounded by $(0, \frac{\beta_0}{1+\beta_0})$, where $\beta_0 = 1$ in the model (23).

lowing relative wages to adjust to shocks so that relative wage distortions do not affect the optimal allocation of goods. However, the policy stance that achieves allocative efficiency in the complete information New Keynesian model creates an informational inefficiency when incomplete information is introduced.

For reasonable parameterizations of γ , φ , and θ , the allocation in the decentralized equilibrium is inefficient: there a mapping from signals to actions that improves upon the decentralized equilibrium, which features no sentiment-driven fluctuations.

4.2 Implementation

The previous section abstracted from policy instruments to show that a social planner choosing among allocations that respect resource feasibility and the decentralization of information can improve upon the competitive equilibrium. The lower welfare in the latter reflects an inefficiency in the use of information, coupled with an inefficiency in the aggregation of information.

As the stance of monetary policy affects aggregate variables, it influences how firms use their signals and the degree of strategic complementarity in firm production, thereby determining the degree to which the business cycle is driven by non-fundamental forces. By the same reasoning, the nominal interest rate can also be used to minimize non-fundamental fluctuations.

In the social planner's problem, there is a continuum of equilibria, each corresponding to a particular volatility of aggregate fluctuations. These equilibria can be ranked by welfare, and a monetary policymaker can implement a particular σ_z^2 through the stance of policy (ϕ_π^w, ϕ_y) . Although $\sigma_z^2 > 0$ indicates indeterminacy (i.e., any value of aggregate output drawn from this distribution is a rational expectations equilibrium), these realizations for aggregate output are all equivalent in terms of welfare, as household expected utility depends only on the volatility of outcomes.

Assuming a subsidy for incomplete information and monopolistic competition that aligns the steady state of the decentralized economy with its counterpart in the constrained efficient allocation, a policymaker can implement this allocation using the nominal interest rate. By (26), a simple interest rule that targets inflation sufficiently weakly can approximate the constrained efficient allocation. This finding qualifies the Taylor principle, whereby a strong response to inflation is stabilizing. In the presence of information frictions, a strong response to inflation can be destabilizing since it increases the volatility of output driven by non-fundamental shocks.

This is because a higher weight on inflation stabilization in the Taylor rule and wage flexibility cap the degree to which the real wage (and therefore marginal cost) increases

in equilibrium. As a result, firm production is characterized by more strategic complementarity. In a rational expectations equilibrium, firms internalize the best responses of other firms. When complementarities in firm production increase, volatility in aggregate output can increase, and firms' beliefs about aggregate outcomes account for this possibility. Instead, a monetary policy stance that allows wage inflation to increase when beliefs about aggregate demand rise (and vice versa) introduces strategic substitutability to firm production. In this case, firms' beliefs internalize the possibility of smaller fluctuations in aggregate output.

In summary, the nature of information frictions matters for policy. These findings are in contrast to [Angeletos and La'O \(2019\)](#), who find no inefficiency in the equilibrium use of information, and hence no room for policy intervention, as long as signals are exogenous. In that case, optimal monetary policy replicates the flexible-price allocation. However, the endogeneity of the signal here and the assumption that agents make decisions before shocks are known allows for non-fundamental sources of fluctuations, altering the positive and normative implications of monetary policy.

5 Productivity shock

The previous section has shown how monetary policy that targets inflation strongly can increase the volatility of non-fundamental fluctuations, which arise under a minor deviation from the complete information benchmark of a standard New Keynesian model. We abstracted from fundamental sources of fluctuations in order to isolate the effects of non-fundamental shocks. This section will demonstrate the robustness of these results to the case where aggregate output also consists of a fundamental component, an unobservable technology shock (A_t).

Recall that the results of the previous section were derived from two key conditions, which are maintained in this extension: (1) strategic uncertainty among firms about aggregate demand Y_t and (2) endogenous signals $S_{j,t}$ that capture aggregate demand. Therefore, whether aggregate demand is comprised of non-fundamental or fundamental components does not affect the conclusions: (1) non-fundamental fluctuations introduce a tradeoff between stabilizing output inflation (2) policy that seeks to stabilize inflation amplifies output volatility and (3) non-fundamental fluctuations are not efficient. The stance of policy will also affect how technology shocks are transmitted to aggregate output. However, in contrast to the baseline model, as long as the policymaker is unable to distinguish fundamental from non-fundamental shocks, it is unable to eliminate the latter.

As before, let Z_t denote households' beliefs about aggregate demand, but let it be com-

prised of both a fundamental shock (A_t) and a non-fundamental shock (ζ_t),

$$Z_t = f(\zeta_t, A_t).$$

Let $a_t \equiv \log A_t \sim N(\bar{a}, \sigma_a^2)$ be an AR(1) process,

$$A_t = A_{t-1}^\rho \epsilon_{A,t}.$$

As in the previous section, let households' labor supply schedule be a function of their beliefs about aggregate demand

$$\frac{W_t}{P_t} = \frac{1}{\Psi} Z_t^\gamma. \quad (34)$$

Household demand for good j is given by

$$Y_{j,t} = \left(\frac{P_t}{P_{j,t}} \right)^\theta \epsilon_{j,t} Y_t. \quad (35)$$

In this extension, firm j 's production function also depends on an aggregate productivity shock,

$$Y_{j,t} = A_t N_{j,t}. \quad (36)$$

Firm j 's first order condition, incorporating (34), (35), and (36)

$$Y_{j,t} = \left(\mathbb{E} \left[\frac{\theta - 1}{\theta} \frac{1}{\Psi} \epsilon_{j,t}^{\frac{1}{\theta}} Z_t^{\frac{1}{\theta} - \gamma} A_t | S_{j,t} \right] \right)^\theta. \quad (37)$$

As before, firms base their production decision on a signal that confounds aggregate and idiosyncratic demand,

$$S_{j,t} = \epsilon_{j,t}^\lambda Z_t^{1-\lambda}.$$

Aggregate output is given by

$$Y_t = \left[\int_0^1 Y_{j,t}^{\frac{\theta-1}{\theta}} \epsilon_{j,t}^{\frac{1}{\theta}} dj \right]^{\frac{\theta}{\theta-1}}. \quad (38)$$

Finally, in equilibrium, households beliefs about aggregate demand are self-fulfilling

$$Z_t = Y_t.$$

5.1 Flexible wages

5.1.1 Certainty equilibrium

Under complete information, optimal production of firm j is

$$Y_{j,t} = \left(\frac{\theta - 1}{\theta} \frac{1}{\Psi} \epsilon_{j,t}^{\frac{1}{\theta}} Y_t^{\frac{1}{\theta} - \gamma} A_t \right)^{\theta}.$$

Conjecture that aggregate demand Y_t is driven by both technology and a non-fundamental component.

$$Y_t = e^{\phi_0} A_t^{\psi_{ya}} \zeta_t,$$

where ϕ_0 (the steady state of $\log Y_t$), ψ_{ya} (which parameterizes the transmission of the technology shock to aggregate output), and σ_{ζ}^2 (the volatility of the non-fundamental shock) are parameters to be identified. Substituting firm j 's optimal production into (38), fluctuations in aggregate output depend only on exogenous changes in technology when information is complete,

$$Y_t = \left(\frac{\theta - 1}{\theta} \frac{1}{\Psi} A_t \left[\int \epsilon_{j,t} dj \right]^{\frac{1}{\theta-1}} \right)^{\frac{1}{\gamma}}.$$

Proposition 6. *When firms perfectly observe shocks $\epsilon_{j,t}$ and A_t , there is a certainty equilibrium in which Y_t responds only to fluctuations in technology. $y_t \equiv \log Y_t$ has mean and variance*

$$\begin{aligned} \phi_0^{A*} &= \frac{1}{\gamma} \left[\log \left(\frac{\theta - 1}{\theta} \frac{1}{\Psi} \right) + \bar{a} + \frac{1}{2(\theta - 1)} \sigma_{\epsilon}^2 \right], \\ \sigma_y^2 &= \frac{1}{\gamma^2} \sigma_a^2. \end{aligned}$$

The relationship between output and aggregate technology is $\psi_{ya} = \frac{1}{\gamma}$ and output is not driven by any non-fundamental sources ($\sigma_{\zeta}^2 = 0$).

5.1.2 Non-fundamental equilibrium

Information frictions are essential for an equilibrium in which fluctuations in aggregate output contain a non-fundamental component. To demonstrate this, consider the case where firm production is conditioned on a signal that confounds aggregate and idiosyncratic demand, $S_{j,t} = \epsilon_{j,t}^\lambda Z_t^{1-\lambda}$,

$$Y_{j,t} = \left[\left(1 - \frac{1}{\theta} \right) \mathbb{E}_t \left(\epsilon_{j,t}^{\frac{1}{\theta}} Y_t^{\frac{1}{\theta}} \frac{P_t}{W_t} A_t | S_{j,t} \right) \right]^\theta.$$

As before, conjecture aggregate demand to be driven by both technology and a non-fundamental component, where ϕ_0 , ψ_{ya} , and σ_ζ^2 are to be identified,

$$Y_t = e^{\phi_0} A_t^{\psi_{ya}} \zeta_t.$$

Proposition 7. *Let $\lambda \in (0, \frac{1}{2})$. When firms condition output on an endogenous signal, Y_t features fluctuations from both fundamental and non-fundamental sources, A_t and ζ_t . Aggregate output, $y_t \equiv \log Y_t \sim N(\phi_0^A, \sigma_y^2)$, is stochastic, with mean ϕ_0^A and variance σ_y^2*

$$\begin{aligned} \phi_0^A &= \frac{1}{\gamma} \left[\log \left(\frac{\theta - 1}{\theta} \frac{1}{\Psi} \right) + \bar{a} + \frac{\Omega_s}{2} + \frac{1}{2(\theta - 1)} \sigma_\epsilon^2 \left(\frac{1}{\theta} + \frac{\theta - 1}{\theta} \frac{\lambda}{1 - \lambda} \right)^2 \right] \\ \sigma_y^2 &= \sigma_\zeta^2 + \frac{1}{\gamma^2} \sigma_a^2, \end{aligned}$$

The volatility of non-fundamental fluctuations is

$$\sigma_\zeta^2 = \frac{1}{\gamma\theta} \tilde{\sigma}_z^2.$$

where $\tilde{\sigma}_z^2 \equiv \frac{\lambda}{1-\lambda} \left(1 - \frac{\lambda}{1-\lambda} \right) \sigma_\epsilon^2$. Aggregate technology affects aggregate output by

$$\psi_{ya} = \frac{1}{\gamma}.$$

See Appendix (D).

As long as endogenous signals capture aggregate demand and firms are unable to distinguish between idiosyncratic and aggregate demand, their signal extraction problem will entail misattributing one to the other, leading to fluctuations which have both fundamental and non-fundamental components.

5.2 Calvo Wage Rigidity

The equilibrium conditions in sections (3.1) - (3.5) are maintained in this extension, with the exception that $A = A_t$ and $Z_t = f(\zeta_t, A_t)$.

Proposition 8. *Let $\lambda \in (0, \frac{1}{2})$. When firms condition output on an endogenous signal, there exists a rational expectations equilibrium where aggregate output Y_t features fluctuations from both fundamental and non-fundamental sources, A_t and ζ_t . Aggregate output, $y_t \equiv \log Y_t \sim N(\phi_0, \sigma_y^2)$, is stochastic, with variance increasing in ϕ_π^w and λ_w ,*

$$\sigma_y^2 = \sigma_\zeta^2 + \left(\frac{1 + \phi_\pi^w \lambda_w}{\gamma(1 + \phi_\pi^w \lambda_w) + \phi_y} \right)^2 \sigma_a^2.$$

The volatility of non-fundamental fluctuations is

$$\sigma_\zeta^2 = \frac{1 + \phi_\pi^w \lambda_w}{\gamma(1 + \phi_\pi^w \lambda_w) + \phi_y} \frac{1}{\theta} \tilde{\sigma}_z^2,$$

where $\tilde{\sigma}_z^2 \equiv \frac{\lambda}{1-\lambda} \left(1 - \frac{\lambda}{1-\lambda}\right) \sigma_\epsilon^2$. Aggregate technology affects aggregate output by

$$\psi_{ya} = \frac{\lambda_w(\phi_\pi^w - \rho) + (1 - \beta\rho)(1 - \rho)}{[\gamma(1 - \rho) + \phi_y](1 - \beta\rho) + \gamma\lambda_w(\phi_\pi^w - \rho)}.$$

See Appendix (E).⁵⁴

A nominal interest rate rule that responds strongly to wage inflation will increase volatility in beliefs about aggregate output. In an equilibrium where these beliefs can be self-fulfilling, stabilizing wage inflation increases the volatility of aggregate output. Letting $a_w \equiv \frac{\gamma(1 + \phi_\pi^w \lambda_w) + \phi_y}{1 + \phi_\pi^w \lambda_w}$,

$$\frac{\partial \sigma_y^2}{\partial \phi_\pi^w} = - \left(2\sigma_a^2 a_w^{-3} + \frac{1}{\theta} \tilde{\sigma}_z^2 a_w^{-2} \right) \frac{\partial a_w}{\partial \phi_\pi^w} > 0, \quad (39)$$

$$\frac{\partial \sigma_y^2}{\partial \lambda_w} = - \left(2\sigma_a^2 a_w^{-3} + \frac{1}{\theta} \tilde{\sigma}_z^2 a_w^{-2} \right) \frac{\partial a_w}{\partial \lambda_w} > 0. \quad (40)$$

since $\frac{\partial a_w}{\partial \phi_\pi^w} = - \frac{\lambda_w \phi_y}{(1 + \phi_\pi^w \lambda_w)^2} < 0$. Wage flexibility will also increase non-fundamental volatility, since $\frac{\partial a_w}{\partial \lambda_w} = - \frac{\phi_\pi^w \phi_y}{1 + \phi_\pi^w \lambda_w} < 0$.

⁵⁴As $\phi_\pi^w \rightarrow \infty$, σ_y^2 approaches its value under flexible wages,

$$\lim_{\phi_\pi^w \rightarrow \infty} \sigma_y^2 = \frac{1}{\gamma\theta} \tilde{\sigma}_z^2 + \frac{1}{\gamma^2} \sigma_a^2.$$

Stabilizing output increases the volatility of wage inflation,

$$\frac{\partial \sigma_{\pi^w}^2}{\partial \phi_y} = \left(\frac{\lambda_w \phi_y}{1 + \lambda_w \phi_{\pi^w}} \right)^2 \left[\frac{1}{\theta a_w} \tilde{\sigma}_z^2 \left(\frac{2}{\phi_y} - \frac{1}{a_w} \frac{\partial a_w}{\partial \phi_y} \right) + \frac{2\sigma_a^2}{a_w^2} \left(\frac{1}{\phi_y} - \frac{1}{a_w} \frac{\partial a_w}{\partial \phi_y} \right) \right].$$

Note that $\frac{\partial \sigma_{\pi^w}^2}{\partial \phi_y} > 0$, since

$$\frac{1}{\phi_y} - \frac{1}{a_w} \frac{\partial a_w}{\partial \phi_y} = \frac{1}{\phi_y} - \frac{1}{\gamma(1 + \phi_{\pi^w} \lambda_w) + \phi_y} > 0.$$

As in the baseline model, the presence of non-fundamental shocks creates a tradeoff between stabilizing output and inflation. Equation (E.156) can be used to derive a relationship between the volatility of inflation and the volatility of output,

$$\sigma_{\pi^w}^2 = \left(\frac{\lambda_w \phi_y}{1 + \lambda_w \phi_{\pi^w}} \right)^2 \sigma_y^2.$$

Expressing σ_y^2 and $\sigma_{\pi^w}^2$ in terms of model parameters,

$$\begin{aligned} \sigma_y^2 &= \frac{1}{\theta a_w} \tilde{\sigma}_z^2 + \frac{1}{a_w^2} \sigma_a^2, \\ \sigma_{\pi^w}^2 &= \left(\frac{\lambda_w \phi_y}{1 + \lambda_w \phi_{\pi^w}} \right)^2 \left(\frac{1}{\theta a_w} \tilde{\sigma}_z^2 + \frac{1}{a_w^2} \sigma_a^2 \right). \end{aligned}$$

The following proposition summarizes these findings.

Proposition 9. *In an equilibrium with non-fundamental fluctuations, the central bank faces a tradeoff in stabilizing output and inflation. As the central bank increases its response to wage inflation (ϕ_{π^w}), the volatility of wage inflation declines, but this comes at the expense of higher output volatility (39),*

$$\frac{\partial \sigma_y^2}{\partial \phi_{\pi^w}} > 0.$$

Conversely, the more the central bank responds to output, output volatility decreases at the expense of more volatile wage inflation,

$$\frac{\partial \sigma_{\pi^w}^2}{\partial \phi_y} > 0.$$

The dynamics of this extension follow those in the baseline case: as the policymaker tries

to stabilize wage inflation, the real wage becomes less responsive to beliefs about aggregate demand. As a result, firm production is characterized by more strategic complementarity. An individual firm's best response will internalize others' best responses in forming a belief about the distribution of aggregate production. In the aggregate, this increases the responsiveness of output to A_t and ζ_t , amplifying both non-fundamental and fundamental shocks. The tradeoff between inflation and output remains; a policymaker that tries to stabilize output will amplify the responsiveness of inflation to these shocks.

6 Endogenous Signal Microfoundation

So far, this paper has referred to the signal endogenous in the sense that it captures an endogenous outcome, aggregate demand. In this extension, consider a microfoundation for the signal such that $S_{j,t}$ is isomorphic to the intercept of a demand curve that firm j constructs by surveying consumers about their demand (Benhabib et al. (2015)). Consumers face uncertainty about their own demand for product j . Consumer i 's demand $\tilde{Y}_{j,t}$ at each posited price ($\tilde{P}_{j,t}$) is given by

$$\tilde{Y}_{j,t} = \left(\frac{\tilde{P}_{j,t}}{P_t} \right)^{-\theta} Z_t \left(\mathbb{E} \left[e^{\frac{1}{\theta} \varepsilon_{j,t}} | s_{h,t}^j \right] \right)^\theta,$$

where $s_{h,t}^j = \varepsilon_{j,t} + h_{j,t}^i$. For each consumer $i \in [0, 1]$, $h_{j,t}^i$ represents idiosyncratic noise in their preference for good j . In logs, the household's demand for variety j as a function of its price is

$$\tilde{y}_{j,t} = -\theta(\tilde{p}_{j,t} - p_t) + z_t + \ln \int_0^1 \left(\mathbb{E} \left[e^{\frac{1}{\theta} \varepsilon_{j,t}} | \varepsilon_{j,t} + h_{j,t}^i \right] \right)^\theta di \quad (41)$$

$$= -\theta(\tilde{p}_{j,t} - p_t) + z_t + \mu_\varepsilon \varepsilon_{j,t} + \frac{1}{2} \mu_\varepsilon^2 \text{Var}(s_{h,t}^j), \quad (42)$$

where $\mu_\varepsilon = \frac{\sigma_\varepsilon^2}{\sigma_\varepsilon^2 + \sigma_h^2}$ is the optimal projection of $\mathbb{E} \left[\varepsilon_{j,t} | s_{h,t}^j \right]$.

In a model with Calvo wage rigidity (22), the aggregate price level responds to sentiment as follows,

$$p_t = - \left[\gamma + \frac{\phi_y(1 + \lambda_w)}{1 + \phi_\pi^w \lambda_w} \right] z_t + w_{t-1}.$$

Allowing the survey to capture the equilibrium relationship the aggregate price level and

sentiment,

$$\tilde{y}_{j,t} = -\theta \tilde{p}_{j,t} + \left(1 - \theta \left[\gamma + \frac{\phi_y(1 + \lambda_w)}{1 + \phi_\pi^w \lambda_w} \right] \right) z_t + \theta w_{t-1} + \mu_\varepsilon \varepsilon_{j,t} + \frac{1}{2} \mu_\varepsilon^2 \text{Var}(s_{h,t}^j).$$

Abstracting from known variables at time t and constants, the intercept of the household's demand curve for good j serves as a micro-founded signal of idiosyncratic and aggregate demand,

$$\tilde{s}_{j,t} = \mu_\varepsilon \varepsilon_{j,t} + \underbrace{\left(1 - \theta \left[\gamma + \frac{\phi_y(1 + \lambda_w)}{1 + \phi_\pi^w \lambda_w} \right] \right)}_{\mu_z} z_t. \quad (43)$$

Letting $\mu_z \equiv 1 - \theta \left[\gamma + \frac{\phi_y(1 + \lambda_w)}{1 + \phi_\pi^w \lambda_w} \right]$, (43) is isomorphic to $s_{j,t}$ in the baseline model,

$$s_{j,t} = \frac{\mu_\varepsilon}{\mu_\varepsilon + \mu_z} \varepsilon_{j,t} + \frac{\mu_z}{\mu_\varepsilon + \mu_z} z_t, \quad (44)$$

where λ (the proportion of the signal corresponding to idiosyncratic demand) now corresponds to $\frac{\mu_\varepsilon}{\mu_\varepsilon + \mu_z}$. The equilibrium is pinned down by a distribution for z ,

$$\sigma_z^2 = \frac{\lambda}{1 - \lambda} \frac{\alpha - \frac{\lambda}{1 - \lambda}}{1 - \beta}, \quad (45)$$

where $\frac{\lambda}{1 - \lambda} = \frac{\mu_\varepsilon}{1 - \theta \left[\gamma + \frac{\phi_y(1 + \lambda_w)}{1 + \phi_\pi^w \lambda_w} \right]}$, $\alpha = 1$, and $1 - \beta = \frac{1}{\theta \left[\gamma + \frac{\phi_y(1 + \lambda_w)}{1 + \phi_\pi^w \lambda_w} \right]}$.

Proposition 10. *Let $\frac{\lambda}{1 - \lambda} \in (0, \frac{\alpha}{1 + \alpha})$. When firms condition output on the signal given by (44), Y_t features fluctuations from both fundamental and non-fundamental sources. Aggregate output, $y_t \equiv \log Y_t \sim N(\phi_0, \sigma_y^2)$, is stochastic, with variance given by (45).*

The indeterminacy condition is now⁵⁵

$$\sigma_z^2 > 0 \iff \phi_\pi^w > \frac{1}{\lambda_w} \left[\frac{\phi_y(1 + \lambda_w)}{\frac{1 - \mu_\varepsilon}{\theta} - \gamma} - 1 \right]$$

⁵⁵For $\sigma_z^2 > 0$, we require $\frac{\lambda}{1 - \lambda} \in (0, \frac{\alpha}{1 + \alpha})$, which implies $\lambda > 0$. For $\lambda < \frac{\alpha}{1 + \alpha}$,

$$\frac{\mu_\varepsilon}{\mu_\varepsilon + \left(1 - \theta \left[\gamma + \frac{\phi_y(1 + \lambda_w)}{1 + \lambda_w \phi_\pi^w} \right] \right)} < \frac{\alpha}{1 + \alpha}.$$

If $\lambda > 0$, then $\mu_\varepsilon + \left(1 - \theta \left[\gamma + \frac{\phi_y(1 + \lambda_w)}{1 + \lambda_w \phi_\pi^w} \right] \right) > 0$ and $1 - \gamma\theta > \frac{\mu_\varepsilon}{\alpha}$.

An equilibrium with non-fundamental fluctuations still exists and the intuition follows remark 2. This equilibrium relies on the inability of firms to disentangle idiosyncratic from aggregate demand. In particular, using the notation from section 2, the existence of the sentiment equilibrium requires firm j 's best response to idiosyncratic demand (α) to differ from its best response to aggregate demand (β), and that the signal weights on these components (λ and $1 - \lambda$, respectively) make it difficult to disentangle them. In this microfoundation of the signal weights, an increase in the responsiveness of the nominal interest rate to wage inflation (ϕ_π^w) affects λ in the same manner that it has affected the best response in the baseline model with Calvo wage rigidity (section 3).⁵⁶ There, an increase in ϕ_π^w mitigated the degree to which the equilibrium real wage increased in response to a positive sentiment shock, which increased the degree of complementarity in firm production (β). Now, an increase in ϕ_π^w also mitigates the responsiveness of the equilibrium price level to a positive sentiment shock, but in the microfounded signal ($\mu_z \equiv 1 - \theta \frac{\partial p_t}{\partial z_t}$).⁵⁷ In summary, when ϕ_π^w increases, both the weight on aggregate demand in the best response and the weight on aggregate demand in the signal change in the same manner. As a result, firms face the same signal extraction problem as before, preserving the equilibrium with non-fundamental fluctuations.

Figure (3) shows the indeterminacy region for a model with $\beta = 0.99$ (which implies a steady state real return on bonds of about 4 percent), $\gamma = 2$, and $\theta_w = 0.66$ (an average wage duration of 1.5 years). Finally, assume that the idiosyncratic component of the signal has weight $\lambda = 0.2$.

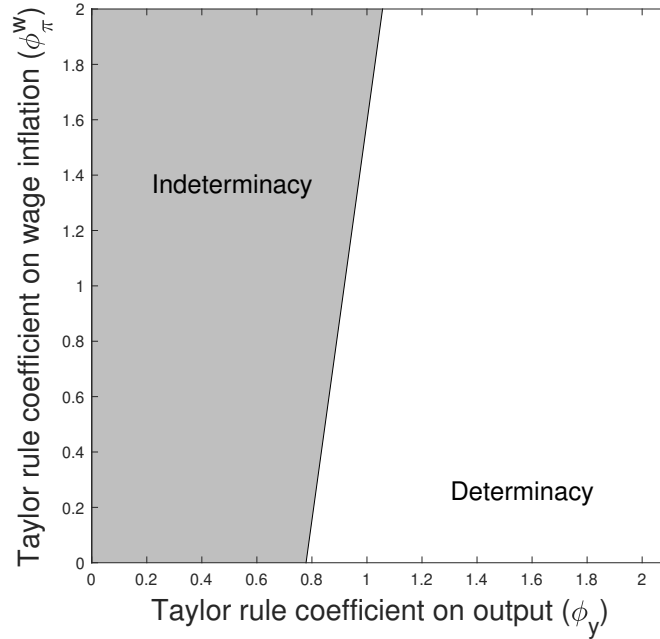
The region of indeterminacy in this extension lies nearly opposite the standard region of indeterminacy in the New Keynesian model without information frictions (Figure 2). Unlike the baseline model, there is a clear boundary between determinacy and indeterminacy regions.⁵⁸ In this extension and in the baseline model, policymakers can make the real wage less responsive to sentiment by responding strongly to wage inflation. Conversely, by responding less to wage inflation, policymakers can make the real wage more responsive to sentiment. The same applies for the response of the price level in response to

⁵⁶The signal weights capture the following: when idiosyncratic demand ($\varepsilon_{j,t}$) increases, the surveyed quantity demanded will also increase. When beliefs about aggregate demand (z_t) increase, the signal incorporates the fall in the aggregate price level, which is captured by a decrease the quantity demanded in the survey. In summary, $Y_{j,t}$, the quantity of good j demanded by households will respond to sentiment in the same way as the optimal production of good j by firms. Therefore, in response to sentiment, the microfounded signal will change in the same manner as firm j 's best response.

⁵⁷In an equilibrium with a positive sentiment shock, the real wage increases through a fall in the aggregate price level that exceeds the fall in nominal wages. To the extent that an increase in ϕ_π^w caps the increase in the equilibrium real wage, also limits the fall of the aggregate price level.

⁵⁸This condition did not exist in the baseline model because the bounds for the response of the real wage to sentiment were too small: $\frac{\partial w_t^r}{\partial z_t} \in (\gamma, \gamma + \phi_y)$.

Figure 3: Indeterminacy region with a micro-founded endogenous signal



sentiment. Therefore, in this extension, the policymaker has two channels to increase the responsiveness of aggregate variables to sentiment and to restore determinacy. The first channel is through the best response of firms, as in the baseline model. The second channel is through the microfounded signals that firms receive.

7 Conclusion

In this paper, I propose a new channel of transmission for monetary policy. I incorporate strategic uncertainty and endogenous signals in a New Keynesian model and show that monetary policy affects how firms strategically interact. The complete information assumption is not trivial. When production decisions are made before shocks are known, aggregate fluctuations can have a non-fundamental component. The volatility of non-fundamental shocks will depend on the policy stance. As a result, several established findings of the New Keynesian model no longer hold. Both wage flexibility and targeting wage inflation increase the degree of non-fundamental volatility in aggregate output. However, since non-fundamental shocks introduce a trade-off between stabilizing output and inflation, stabilizing output also leads to higher inflation volatility. In addition, the Taylor principle does not rule out indeterminacy that arises from expectations of aggregate demand. These results are robust to the introduction of fundamental shocks.

To conclude, the source of fluctuations matters for monetary policy. Conceptually demand shocks, the non-fundamental shocks considered in this paper lead to co-movements

in aggregate variables resembling a supply shock, and a trade-off in stabilizing output and inflation like a mark-up shock. Moreover, the relationship between shocks and the role of policy should be reconsidered. Contrary to the standard framework whereby monetary policy responds to shocks, policy itself can be a source of extrinsic variation.

The unconventional effects of monetary policy in this paper are derived from the fact that the use of information by firms depends on the policy stance. This implies that optimal monetary policy should consider informational efficiency and how it interacts with allocative efficiency. To internalize how policy affects the strategic interaction among firms and the effect this has on the precision of endogenous signals, I show that policymakers should place less weight on stabilizing inflation.

The presence of non-fundamental shocks underscores the importance of understanding the source of fluctuations when determining the appropriate stance of monetary policy. A question that follows is whether the significance of non-fundamental fluctuations varies over the business cycle or among different firm network structures. These findings suggest that such fluctuations are more likely in times of high strategic uncertainty. Quantifying this channel is an exercise left for future research.

References

- Acharya, S., Benhabib, J., and Huo, Z. (2021). The Anatomy of Sentiment-Driven Fluctuations. *Journal of Economic Theory*, 195(C).
- Adam, K. (2007). Optimal Monetary Policy with Imperfect Common Knowledge. *Journal of Monetary Economics*, 54(2):267–301.
- Amador, M. and Weill, P.-O. (2010). Learning from Prices: Public Communication and Welfare. *Journal of Political Economy*, 118(5):866–907.
- Amador, M. and Weill, P.-O. (2012). Learning from Private and Public Observations of Others Actions. *Journal of Economic Theory*, 147(3):910–940.
- Angeletos, G. and La’O, J. (2013). Sentiments. *Econometrica*, 81(2):739–779.
- Angeletos, G.-M. and La’O, J. (2010). Noisy Business Cycles. *NBER Macroeconomics Annual*, 24(1):319–378.
- Angeletos, G.-M. and La’O, J. (2019). Optimal Monetary Policy with Informational Frictions. *Journal of Political Economy*, pages 704–758.
- Angeletos, G. M. and Lian, C. (2016). Incomplete Information in Macroeconomics: Accommodating Frictions in Coordination. *Handbook of Macroeconomics*, 2:1065–1240.
- Angeletos, G.-M. and Pavan, A. (2007). Efficient Use of Information and Social Value of Information. *Econometrica*, 75(4):1103–1142.
- Aumann, R. J. (1987). Correlated Equilibrium as an Expression of Bayesian Rationality. *Econometrica*, 55(1):1.
- Azariadis, C. (1981). Self-fulfilling Prophecies. *Journal of Economic Theory*, 25(3):380–396.
- Benhabib, J. and Farmer, R. E. (1994). Indeterminacy and Increasing Returns. *Journal of Economic Theory*, 63(1):19–41.
- Benhabib, J., Wang, P., and Wen, Y. (2015). Sentiments and Aggregate Demand Fluctuations. *Econometrica*, 83(2):549–585.
- Bhattarai, S., Eggertsson, G. B., and Schoenle, R. (2018). Is Increased Price Flexibility Stabilizing? Redux. *Journal of Monetary Economics*.

- Blasselle, A. and Poissonnier, A. (2016). The Taylor Principle is Valid Under Wage Stickiness. *BE J. Macroeconomics*, 16(2):581–596.
- Boneva, L., Cloyne, J., Weale, M., and Wieladek, T. (2020). Firms' Price, Cost and Activity Expectations: Evidence from Micro Data. *Economic Journal*, 130(627):555–586.
- Bullard, J. and Mitra, K. (2002). Learning about Monetary Policy Rules. *Journal of Monetary Economics*, 49(6):1105–1129.
- Cass, D. and Shell, K. (1983). Do Sunspots Matter? *Journal of Political Economy*, 91(2):193–227.
- Chahrour, R. and Gaballo, G. (2017). Learning from Prices: Amplification and Business Fluctuations.
- Clarida, R., Gali, J., and Gertler, M. (2000). Monetary Policy Rules and Macroeconomic Stability: Evidence and Some Theory. *Quarterly Journal of Economics*, 115(1):147–180.
- Coibion, O., Gorodnichenko, Y., and Kumar, S. (2018). How Do Firms Form Their Expectations? New Survey Evidence. *American Economic Review*, 108(9):2671–2713.
- Cooper, R. and John, A. (1988). Coordinating Coordination Failures in Keynesian Models. *The Quarterly Journal of Economics*, 103(3):441.
- Davig, T. and Leeper, E. (2007). Generalizing the Taylor Principle. *American Economic Review*, pages 607–635.
- De Long, J. B. and Summers, L. H. (1986). Is Increased Price Flexibility Stabilizing? *The American Economic Review*, 76(5):1031–044.
- Erceg, C. J., Henderson, D. W., and Levin, A. T. (2000). Optimal Monetary Policy with Staggered Wage and Price Contracts. *Journal of Monetary Economics*, 46:281–313.
- Farmer, R. E. and Guo, J.-T. (1994). Real Business Cycles and the Animal Spirits Hypothesis. *Journal of Economic Theory*, 63(1):42–72.
- Goodfriend, M. (2007). How the World Achieved Consensus on Monetary Policy. *Journal of Economic Perspectives*, 21(4):47–68.
- Goodfriend, M. and King, R. (2001). The Case for Price Stability. Technical report, National Bureau of Economic Research.

- Grossman, S. J. and Stiglitz, J. E. (1980). On the Impossibility of Informationally Efficient Markets. *The American Economic Review*, 70(3):393–408.
- Hellwig, C. and Veldkamp, L. (2009). Knowing What Others Know: Coordination Motives in Information Acquisition. *Review of Economic Studies*, 76(1):223–251.
- King, R. G. and Wolman, A. L. (1999). What Should the Monetary Authority Do When Prices Are Sticky? *Monetary Policy Rules*, pages 349–404.
- Lorenzoni, G. (2009). A Theory of Demand Shocks. *American Economic Review*, 99(5):2050–2084.
- Mackowiak, B. and Wiederholt, M. (2009). Optimal Sticky Prices under Rational Inattention. *American Economic Review*, 99(3):769–803.
- Mankiw, N. G. and Reis, R. (2002). Sticky Information versus Sticky Prices: A Proposal to Replace the New Keynesian Phillips Curve. *The Quarterly Journal of Economics*, 117(4):1295–1328.
- Mankiw, N. G. and Reis, R. (2007). Sticky Information in General Equilibrium. *Journal of the European Economic Association*, 5(2-3):603–613.
- Maskin, E. and Tirole, J. (1987). Correlated Equilibria and Sunspots. *Journal of Economic Theory*, 43(2):364–373.
- Melosi, L. (2016). Signalling Effects of Monetary Policy. *Review of Economic Studies*, 52(2-4).
- Mondria, J. (2010). Portfolio Choice, Attention Allocation, and Price Comovement. *Journal of Economic Theory*, 145(5):1837–1864.
- Myatt, D. P. and Wallace, C. (2011). Endogenous Information Acquisition in Coordination Games. *The Review of Economic Studies*, 79(1):340–374.
- Okuda, T., Tsuruga, T., and Zanetti, F. (2021). Imperfect Information, Heterogeneous Demand Shocks, and Inflation Dynamics. Economics Series Working Papers 934, University of Oxford, Department of Economics.
- Paciello, L. and Wiederholt, M. (2014). Exogenous Information, Endogenous Information, and Optimal Monetary Policy. *Review of Economic Studies*, 81(1):356–388.
- Rotemberg, J. and Woodford, M. (1998). Interest-Rate Rules in an Estimated Sticky Price Model. *Monetary Policy Rules*, pages 57–126.

- Rotemberg, J. J. and Woodford, M. (1997). An Optimization-Based Econometric Framework for the Evaluation of Monetary Policy. *NBER Macroeconomics Annual*, 12:297–346.
- Sims, C. A. (2003). Implications of Rational Inattention. *Journal of Monetary Economics*, 50(3):665–690.
- Tang, J. (2013). Uncertainty and the Signaling Channel of Monetary Policy. Working Papers 15-8, Federal Reserve Bank of Boston.
- Taylor, J. B. (1993). Discretion versus Policy Rules in Practice. *Carnegie-Rochester Confer. Series on Public Policy*, 39(C):195–214.
- Van Nieuwerburgh, S. and Veldkamp, L. (2010). Information Acquisition and Under-Diversification. *Review of Economic Studies*, 77(2):779–805.
- Vives, X. (2017). Endogenous Public Information and Welfare in Market Games. *The Review of Economic Studies*, 84(2):935–963.
- Wen, Y. (1998). Capacity Utilization under Increasing Returns to Scale. *Journal of Economic Theory*, 81(1):7–36.
- Woodford, M. (2003). *Interest and Prices: Foundations of a Theory of Monetary Policy*. Princeton, NJ: Princeton University Press.

A Flexible Wages

Consider a representative household and a continuum of monopolistic intermediate goods producers indexed by $j \in [0, 1]$. Households supply labor and form *demand schedules* for differentiated goods conditional on shocks that have not yet been realized. The key friction is that intermediate goods firms commit to labor demand and output, based on an imperfect signal of the aggregate demand and firm level demand, prior to goods being produced and exchanged and before marketing clearing prices are realized.

After production decisions are made, the goods market opens, demand is realized, and prices adjust to clear the market. The firms' signal extraction problem can lead to multiple equilibria and endogenous fluctuations in aggregate output.

A.1 Households

The representative household chooses labor N_t to maximize utility

$$\max_{N_t} \log C_t + \Psi(1 - N_t),$$

subject to budget constraint

$$C_t \leq \frac{W_t}{P_t} N_t + \frac{\Pi_t}{P_t},$$

where C_t is aggregate consumption index, $\frac{W_t}{P_t}$ is the real wage, $\frac{\Pi_t}{P_t}$ is real profit income from all firms, Ψ is disutility of labor. Their first order condition is

$$C_t = \frac{1}{\Psi} \frac{W_t}{P_t}, \tag{A.1}$$

where

$$C_t = \left[\int_0^1 \epsilon_{j,t}^{\frac{1}{\theta}} C_{j,t}^{\frac{\theta-1}{\theta}} dj \right]^{\frac{\theta}{\theta-1}}. \tag{A.2}$$

C_t represents an aggregate consumption index, $\theta > 1$ is the elasticity of substitution between goods, $C_{j,t}$ denotes the quantity of good j consumed by the household in period t . The idiosyncratic preference shock for good j is log normally distributed ($\epsilon_{j,t} \equiv \log \epsilon_{j,t} \sim N(0, \sigma_\epsilon^2)$). The exponent $\frac{1}{\theta}$ on $\epsilon_{j,t}$ is solely intended to simplify expressions. The household allocates consumption among j goods to maximize C_t for any given level of expenditures $\int_0^1 P_{j,t} C_{j,t} dj$, where $P_{j,t}$ is the price of intermediate good j .

Optimizing its consumption allocation, household's demand for good j is given by

$$C_{j,t} = \left(\frac{P_t}{P_{j,t}} \right)^\theta C_t \epsilon_{j,t}. \quad (\text{A.3})$$

The resulting aggregate price level is obtained by substituting (A.3) into (A.2),

$$P_t = \left(\int_0^1 \epsilon_{j,t} P_{j,t} dj \right)^{\frac{1}{1-\theta}}.$$

In this model, households form demand schedules for each differentiated good and supply labor, all contingent on shocks to idiosyncratic demand and shocks to aggregate income/consumption are realized. Let Z_t represent the household's beliefs about aggregate income/consumption at the beginning of period t . Households form consumption *plans* using (A.3)

$$C_{j,t}(Z_t, \epsilon_{j,t}) = \left(\frac{P_t(Z_t)}{P_{j,t}(Z_t, \epsilon_{j,t})} \right)^\theta C_t(Z_t) \epsilon_{j,t}, \quad (\text{A.4})$$

and decide labor supply, using (A.1) to obtain an implicit function of labor supply as a function of sentiments, $N_t = N(Z_t)$, given a nominal wage W_t ,

$$P_t(Z_t) = \frac{W_t}{\Psi \left[\frac{1}{P_t(Z_t)} N_t + \frac{\Pi_t(Z_t)}{P_t(Z_t)} \right]}. \quad (\text{A.5})$$

Note that $\Pi_t(Z_t) = P_t(Z_t)Z_t - W_t N_t$.

A.2 Intermediate goods firms

The intermediate goods firms decide production level $Y_{j,t}$ without perfect knowledge of idiosyncratic demand ($\epsilon_{j,t}$) or aggregate demand (Y_t). Instead, they infer these quantities from a signal $S_{j,t}$ that may be interpreted as early orders, advance sales, or market research,

$$S_{j,t} = \epsilon_{j,t}^\lambda Z_t^{1-\lambda},$$

where $\log \epsilon_{j,t} \sim N(0, \sigma_\epsilon^2)$ and $\log Z_t \sim N(\phi_0, \sigma_z^2)$.

Given the nominal wage, intermediate goods producers choose $Y_{j,t}$ to maximize nominal profits ($\Pi_{j,t} = P_{j,t}Y_{j,t} - W_t N_{j,t}$) subject to production function ($Y_{j,t} = AN_{j,t}$) and demand

for its good (A.3). Substituting out labor demand of firm j , ($N_{j,t} = \frac{Y_{j,t}}{A}$) and the price of its good ($P_{j,t}$) using (A.3), firm j 's problem is

$$\max_{Y_{j,t}} \mathbb{E}_t \left[P_t Y_{j,t}^{1-\frac{1}{\theta}} (\epsilon_{j,t} Y_t)^{\frac{1}{\theta}} - \frac{W_t}{A} Y_{j,t} | S_{j,t} \right],$$

The first order condition of intermediate goods firm j is given by,

$$\left(1 - \frac{1}{\theta}\right) Y_{j,t}^{-\frac{1}{\theta}} \mathbb{E}_t \left[P_t (\epsilon_{j,t} Y_t)^{\frac{1}{\theta}} | S_{j,t} \right] = \frac{W_t}{A}.$$

Rearranging terms,

$$Y_{j,t} = \left[\left(1 - \frac{1}{\theta}\right) A \mathbb{E}_t \left[(\epsilon_{j,t} Y_t)^{\frac{1}{\theta}} \frac{P_t}{W_t} | S_{j,t} \right] \right]^\theta, \quad (\text{A.6})$$

Substitute P_t with the household's first order condition, $P_t = \frac{1}{\Psi} \frac{W_t}{Y_t}$, where $Y_t = C_t$ due to the absence of savings in this model. As nominal variables are indeterminate in the flexible wage extension, the nominal wage can be normalized to 1,

$$Y_{j,t} = \left[\left(1 - \frac{1}{\theta}\right) \frac{A}{\Psi} \mathbb{E}_t [\epsilon_{j,t}^{\frac{1}{\theta}} Y_t^{\frac{1}{\theta}-1} | S_{j,t}] \right]^\theta.$$

Higher aggregate demand affects firm j 's optimal production decision in two ways; while it implies an increase in demand for good j , it also implies that the real wage will be higher. The first effect derives from households' optimal consumption across goods, while the second follows from the labor supply decision of household. Given a nominal wage, the aggregate price level will be lower as aggregate demand increases. This will result in a fall in demand for $C_{j,t}$, which decreases firm j 's optimal output level. As $\frac{1}{\theta} - 1 < 0$, the latter effect dominates, with the result that firm j 's optimal output decreases with aggregate output. Although firms' actions are strategic substitutes, the rational expectations equilibrium may not be unique if firms condition production on an endogenous signal containing aggregate and idiosyncratic demand.

A.3 Timing

With Z_t as aggregate demand and $\epsilon_{j,t}$ as idiosyncratic preference for good j , the timing of this model is as follows,

1. Households form labor supply schedule ($N_t(Z_t)$) and demand schedules for each good j , ($C_{j,t}(Z_t, \epsilon_{j,t})$), contingent on shocks to be realized.

2. $Z_t, \epsilon_{j,t}$ realized.
3. Firms receive a private signal of aggregate demand and idiosyncratic preference for their good ($S_{j,t} = \epsilon_{j,t}^\lambda Z_t^{1-\lambda}$).
4. Firms can not write contingent schedules for their labor demand, otherwise this would remove the possibility of sentiment-driven fluctuations. Instead, firms must commit to production and hence labor demand, based on an imperfect private signal. They produce $Y_{j,t}(S_{j,t})$ and demand labor $N_{j,t}(S_{j,t}) = \frac{Y_{j,t}(S_{j,t})}{A}$.
5. Goods market opens. $Z_t, \epsilon_{j,t}$ observed by everyone. $P_{j,t}$ adjusts so that goods market clears ($C_{j,t} = Y_{j,t}, C_t = Y_t$), and $P_t = \frac{1}{\Psi Z_t}$.

A.4 Equilibrium

In equilibrium, aggregate output, intermediate goods supply, and the private signal are given by

$$Y_t = \left[\int \epsilon_{j,t}^{\frac{1}{\theta}} Y_{j,t}^{\frac{\theta-1}{\theta}} dj \right]^{\frac{\theta}{\theta-1}}, \quad (\text{A.7})$$

$$Y_{j,t} = \left[\left(1 - \frac{1}{\theta}\right) \frac{A}{\Psi} \mathbb{E}[\epsilon_{j,t}^{\frac{1}{\theta}} Y_t^{\frac{1}{\theta}-1} | S_{j,t}] \right]^{\theta}, \quad (\text{A.8})$$

$$S_{j,t} = \epsilon_{j,t}^\lambda Z_t^{1-\lambda}. \quad (\text{A.9})$$

The first equation indicates that in equilibrium, goods markets clear: $Y_t = C_t, C_{j,t} = Y_{j,t}$. In the sentiment driven equilibrium, an additional condition stipulates that beliefs about aggregate demand are correct in equilibrium,

$$Z_t = Y_t. \quad (\text{A.10})$$

After the realization of Y_t , and after goods markets clear, the aggregate price index, market clearing prices for each good, aggregate labor, and aggregate profits are given by

$$P_t = \frac{1}{\Psi Y_t}, \quad (\text{A.11})$$

$$P_{j,t} = (\epsilon_{j,t} Y_t)^{\frac{1}{\theta}} Y_t^{-\frac{1}{\theta}} P_t, \quad (\text{A.12})$$

$$N_t = \int_0^1 N_{j,t} dj = \int_0^1 \frac{Y_{j,t}}{A} dj, \quad (\text{A.13})$$

$$\Pi_t = P_t Y_t - N_t = \frac{1}{\Psi} - N_t. \quad (\text{A.14})$$

In the first equation, the actual aggregate price level in equilibrium is determined by realized aggregate output. The second equation indicates that in equilibrium, the market clearing price for good j is determined by realized aggregate output, production of good j , and the realized aggregate price level. In the third equation, labor supply equals aggregate labor demand. In the fourth equation, aggregate profits equal aggregate revenue minus aggregate production costs.

Definition 2. A rational expectations equilibrium is a sequence of allocations $\{C(Z_t), Y(Z_t), C_j(Z_t, \epsilon_{j,t}), Y_j(Z_t, \epsilon_{j,t}), N(Z_t), N_j(Z_t, \epsilon_{j,t}), \Pi(Z_t)\}$, prices $\{P(Z_t), P_j(Z_t, \epsilon_{j,t}), W_t = 1\}$, and a distribution of $Z_t, \mathbf{F}(Z_t)$ such that for each realization of Z_t , (i) equations (A.4) and (A.5) maximize household utility given the equilibrium prices $P_t = P(Z_t), P_{j,t} = P_j(Z_t, \epsilon_{j,t})$, and $W_t = 1$ (ii) equation (A.8) maximizes intermediate goods firm's expected profits for all j given the equilibrium prices $P(Z_t), W_t = 1$, and the signal (A.9) (iii) all markets clear: $C_{j,t} = Y_{j,t}, N(Z_t) = \int N_{j,t} dj$, and (iv) expectations are rational such that the household's beliefs about P_t and Π_t are consistent with its belief about aggregate demand Z_t (according to its optimal labor supply condition) and $Y_t = Z_t$: actual aggregate output follows a distribution consistent with \mathbf{F} .

There exist two rational expectations equilibria: (1) a fundamental equilibrium with a degenerate distribution of sentiments, where aggregate output and prices are all constant and where sentiments play no role in determining the level of aggregate output and (2) a stochastic equilibrium where sentiments matter and the volatility of beliefs about aggregate demand is endogenously determined and equal to the variance of aggregate output. As firms make their production decisions based on the correctly anticipated distribution of aggregate demand and their own idiosyncratic demand shocks, these self-fulfilling stochastic equilibria are consistent with rational expectations.

A.4.1 Fundamental equilibrium

Under perfect information, firms receive signals that reveal their idiosyncratic demand shocks, and we will show that there is a unique rational expectations equilibrium in which output, aggregate demand, and the aggregate price level are constant. Using the equilibrium conditions in (A.8), (A.7), (A.12), and (A.11), $Y_t, P_t, Y_{j,t}$ and $P_{j,t}$ in the fundamental equilibrium are as follows: From (A.8),

$$Y_{j,t} = \left[\left(1 - \frac{1}{\theta} \right) \frac{A}{\Psi} \epsilon_{j,t}^{\frac{1}{\theta}} Y_t^{\frac{1}{\theta} - 1} \right]^{\theta}. \quad (\text{A.15})$$

Using (A.7), and substituting $Y_{j,t}$ with (A.15),

$$\begin{aligned} Y_t &= \left[\int_0^1 \epsilon_{j,t}^{\frac{1}{\theta}} Y_{j,t}^{1-\frac{1}{\theta}} dj \right]^{\frac{\theta}{\theta-1}}, \\ &= \left[\int_0^1 \epsilon_{j,t}^{\frac{1}{\theta}} \left[\left(1 - \frac{1}{\theta}\right) \frac{A}{\Psi} \epsilon_{j,t}^{\frac{1}{\theta}} Y_t^{\frac{1}{\theta}-1} \right]^{\theta-1} dj \right]^{\frac{\theta}{\theta-1}}, \\ &= \left(1 - \frac{1}{\theta}\right) \frac{A}{\Psi} \left[\int_0^1 \epsilon_{j,t} dj \right]^{\frac{1}{\theta-1}}. \end{aligned}$$

Let variables with * denote their counterparts in the fundamental equilibrium. As $C_t = Y_t$ in equilibrium,

$$C^* = Y^* = \left(1 - \frac{1}{\theta}\right) \frac{A}{\Psi} \left[\int_0^1 \epsilon_{j,t} dj \right]^{\frac{1}{\theta-1}}. \quad (\text{A.16})$$

Using (A.11), the equilibrium aggregate price level is

$$P^* = \frac{1}{\Psi Y^*} = \frac{\theta}{\theta-1} \frac{1}{A} \left[\int_0^1 \epsilon_{j,t} dj \right]^{\frac{1}{1-\theta}}.$$

In the fundamental equilibrium, as Y_t is known, $S_{j,t}$ reveals $\epsilon_{j,t}$ perfectly. Any shift in $\epsilon_{j,t}$ results in a corresponding change in $Y_{j,t}$ without affecting $P_{j,t}$. Substituting the previous expressions for Y_t , P_t , and $Y_{j,t}$ into (A.12),

$$P_{j,t} = \frac{\theta}{\theta-1} \frac{1}{A}.$$

Let $y^* \equiv \log(Y^*)$. Without loss of generality, let $\left(1 - \frac{1}{\theta}\right) \frac{A}{\Psi} = 1$. Then (A.16) can also be expressed as follows

$$y^* = \frac{1}{2(\theta-1)} \sigma_\varepsilon^2. \quad (\text{A.17})$$

A.4.2 Sentiment-driven equilibrium

When firms face information frictions, there exists a sentiment driven equilibrium, in addition to the fundamental equilibrium. The sentiment driven equilibrium is a rational expectations equilibrium where aggregate output is not constant but equal to a sentiment (Z_t). Let \hat{z}_t and \hat{y}_t denote Z_t and Y_t in log deviation from the steady state of this equilibrium,

respectively.⁵⁹ $\hat{z}_t \sim N(0, \sigma_z^2)$, where σ_z^2 is a constant to be determined below.

Equation (A.8) gives firm j 's optimal output conditional on its signal. As it is derived using equations (A.1) and (A.3), it already incorporates market clearing for labor and consumption.

$$Y_{j,t} = \left[\left(1 - \frac{1}{\theta}\right) \frac{A}{\Psi} \mathbb{E}[\epsilon_{j,t}^{\frac{1}{\theta}} Y_t^{\frac{1}{\theta}-1} | S_{j,t}] \right]^\theta. \quad (\text{A.18})$$

Firm j 's private signal is

$$S_{j,t} = \epsilon_{j,t}^\lambda Z_t^{1-\lambda}.$$

Log-linearizing around the steady state,

$$\hat{y}_{j,t} = \mathbb{E}_t[\hat{\epsilon}_{j,t} + (1 - \theta)\hat{y}_t | s_{j,t}].$$

Conditional on its signal, firm j 's best response is

$$\begin{aligned} \hat{y}_{j,t} &= \frac{\lambda\sigma_\epsilon^2 + (1 - \theta)(1 - \lambda)\sigma_z^2}{\lambda^2\sigma_\epsilon^2 + (1 - \lambda)^2\sigma_z^2} s_{j,t}, \\ &= \frac{\lambda\sigma_\epsilon^2 + (1 - \theta)(1 - \lambda)\sigma_z^2}{\lambda^2\sigma_\epsilon^2 + (1 - \lambda)^2\sigma_z^2} (\lambda\hat{\epsilon}_{j,t} + (1 - \lambda)\hat{z}_t). \end{aligned}$$

Aggregate supply is then

$$\begin{aligned} \hat{y}_t &= \int_0^1 \hat{y}_{j,t} dj, \\ &= \frac{\lambda\sigma_\epsilon^2 + (1 - \theta)(1 - \lambda)\sigma_z^2}{\lambda^2\sigma_\epsilon^2 + (1 - \lambda)^2\sigma_z^2} (1 - \lambda)\hat{z}_t. \end{aligned}$$

In this equilibrium, household's beliefs about aggregate demand are correct ($\hat{y}_t = \hat{z}_t$). This implies

$$1 = \frac{\lambda\sigma_\epsilon^2 + (1 - \theta)(1 - \lambda)\sigma_z^2}{\lambda^2\sigma_\epsilon^2 + (1 - \lambda)^2\sigma_z^2} (1 - \lambda).$$

The volatility of actual aggregate output and beliefs about aggregate demand are determined by the parameters of the model. If $\lambda \in (0, \frac{1}{2})$ and $\sigma_\epsilon^2 > 0$, then there exists a

⁵⁹See the next section (appendix C.5) for a calculation of the steady state in this equilibrium.

sentiment driven rational expectations equilibrium with $\hat{y}_t = \hat{z}_t$ where⁶⁰

$$\sigma_y^2 = \sigma_z^2 = \underbrace{\frac{\lambda(1-2\lambda)}{(1-\lambda)^2\theta}}_B \sigma_\varepsilon^2. \quad (\text{A.19})$$

Let B denote the volatility of sentiments under the baseline model. The volatility of the sentiment shock must be commensurate with the degree of complementarity/substitutability in actions across firms (θ), information content of the private signal (λ), and the volatility of idiosyncratic demand (σ_ε^2), all of which affect the firm's response to a sentiment shock.

Note that if $\lambda = 1$, the signal contains only the idiosyncratic preference shock, the result is that an equilibrium with constant output is the unique equilibrium. If $\lambda = 0$ or $\sigma_\varepsilon^2 = 0$, then the private signal conveys only aggregate components. The result is also that the unique equilibrium is the fundamental equilibrium, due to substitutability of firms' outputs.

The intuition for why the sentiment-driven equilibrium is a rational expectations equilibrium is as follows: Given the parameters of the model, σ_z^2 is determined such that for any aggregate demand sentiment, all firms misattribute enough of the sentiment component of their signal to an idiosyncratic preference shock such that aggregate output will be equal to the sentiment in equilibrium. The volatility of the sentiment process (σ_z^2) determines how much firms attribute their signal to \hat{z}_t . In particular, when firms' actions are strategic substitutes, the optimal output of a firm is declining in σ_z^2 as this leads the firms to attribute more of the signal to an aggregate demand shock. Since firms' optimal output depends negatively on the level of \hat{z}_t and positively on the idiosyncratic preference shock $\hat{\varepsilon}_{j,t}$, if they are unable to distinguish between the two components in their signal, then there can be a coordinated over-production (under-production) in response to a positive (negative) aggregate sentiment shock, such that \hat{y}_t equals \hat{z}_t in equilibrium if σ_z^2 is as in (A.19). The rational expectations equilibrium pins down the variance of the sentiment distribution, although sentiments are extrinsic. The result is an additional rational expectations equilibrium that is characterized by aggregate fluctuations in output and employment despite the lack of fundamental aggregate shocks.

⁶⁰Alternatively, $\sigma_y^2 = \sigma_z^2 = \frac{\lambda}{1-\lambda} \frac{1-\lambda}{\theta} \sigma_\varepsilon^2$, where the elasticities of firm j 's production with respect to $\varepsilon_{j,t}$ and y_t are $\beta_0 = 1$ and $1 - \beta_1 = \theta$, as in section (2).

A.4.3 Steady state of the sentiment-driven equilibrium

The firm's optimal production, incorporating households' optimal labor supply decision (A.1), and contingent on signal $s_{j,t}$ is

$$Y_{j,t} = \left[\left(1 - \frac{1}{\theta}\right) \frac{A}{\Psi} \mathbb{E}_t[\epsilon_{j,t}^{\frac{1}{\theta}} Y_t^{\frac{1}{\theta}-1} | s_{j,t}] \right]^\theta.$$

Let $\epsilon_{j,t} \equiv \log \epsilon_{j,t} \sim N(0, \sigma_\epsilon^2)$ and $z_t \equiv (\log Z_t) - \phi_0 \sim N(0, \sigma_z^2)$, firm j 's signal is

$$s_{j,t} = \epsilon_{j,t}^\lambda Z_t^{1-\lambda}.$$

Without loss of generality, normalize $\left(1 - \frac{1}{\theta}\right) \frac{A}{\Psi}$ to 1. Firm production is then

$$Y_{j,t} = \left(\mathbb{E}_t[\epsilon_{j,t}^{\frac{1}{\theta}} Y_t^{\frac{1}{\theta}-1} | s_{j,t}] \right)^\theta.$$

Define $y_t \equiv (\log Y_t) - \phi_0$. Unless specified otherwise, let lower-case letters represent the variable in logs. In this equilibrium, as aggregate demand is sentiment driven, we can replace y_t in the firm's response with z_t , s

$$y_{j,t} = (1 - \theta)\phi_0 + \theta \log \mathbb{E}_t \left[\exp \left(\frac{1}{\theta} \epsilon_{j,t} + \frac{1-\theta}{\theta} z_t \right) | s_{j,t} \right].$$

To compute the conditional expectation, note that $\mathbb{E}_t \left[\exp \left(\frac{1}{\theta} \epsilon_{j,t} + \frac{1-\theta}{\theta} z_t \right) | s_{j,t} \right]$ is the moment generating function of normal random variable $\left(\frac{1}{\theta} \epsilon_{j,t} + \frac{1-\theta}{\theta} z_t \right) | s_{j,t}$. Then

$$\begin{aligned} & \mathbb{E}_t \left[\exp \left(\frac{1}{\theta} \epsilon_{j,t} + \frac{1-\theta}{\theta} z_t \right) | s_{j,t} \right] \\ &= \exp \left[\mathbb{E}_t \left(\frac{1}{\theta} \epsilon_{j,t} + \frac{1-\theta}{\theta} z_t | s_{j,t} \right) + \frac{1}{2} \text{Var} \left(\frac{1}{\theta} \epsilon_{j,t} + \frac{1-\theta}{\theta} z_t | s_{j,t} \right) \right], \end{aligned}$$

where

$$\mathbb{E}_t \left(\frac{1}{\theta} \epsilon_{j,t} + \frac{1-\theta}{\theta} z_t | s_{j,t} \right) = \frac{\text{cov}(\frac{1}{\theta} \epsilon_{j,t} + \frac{1-\theta}{\theta} z_t, s_{j,t})}{\text{var}(s_{j,t})} s_{j,t}, \quad (\text{A.20})$$

$$= \frac{\frac{1}{\theta} \lambda \sigma_\epsilon^2 + \frac{1-\theta}{\theta} (1-\lambda) \sigma_z^2}{\lambda^2 \sigma_\epsilon^2 + (1-\lambda)^2 \sigma_z^2} (\lambda \epsilon_{j,t} + (1-\lambda) z_t). \quad (\text{A.21})$$

For now, let $\Omega_s \equiv \text{Var} \left(\frac{1}{\theta} \epsilon_{j,t} + \frac{1-\theta}{\theta} z_t | s_{j,t} \right)$. As $\frac{1}{\theta} \epsilon_{j,t}, \frac{1-\theta}{\theta} z_t$ are Gaussian, Ω_s does not de-

pend on $s_{j,t}$.

$$y_{j,t} = (1 - \theta)\phi_0 + \theta \frac{\frac{1}{\theta}\lambda\sigma_\varepsilon^2 + \frac{1-\theta}{\theta}(1-\lambda)\sigma_z^2}{\lambda^2\sigma_\varepsilon^2 + (1-\lambda)^2\sigma_z^2} (\lambda\varepsilon_{j,t} + (1-\lambda)z_t) + \frac{\theta}{2}\Omega_s, \quad (\text{A.22})$$

$$= \varphi_0 + \theta\mu(\lambda\varepsilon_{j,t} + (1-\lambda)z_t). \quad (\text{A.23})$$

where

$$\mu \equiv \frac{\frac{1}{\theta}\lambda\sigma_\varepsilon^2 + \frac{1-\theta}{\theta}(1-\lambda)\sigma_z^2}{\lambda^2\sigma_\varepsilon^2 + (1-\lambda)^2\sigma_z^2}, \quad (\text{A.24})$$

$$\varphi_0 \equiv (1 - \theta)\phi_0 + \frac{\theta}{2}\Omega_s. \quad (\text{A.25})$$

Using equilibrium condition (A.7) which equates aggregate demand and aggregate supply, get an expression for y_t in terms of $y_{j,t}$

$$\begin{aligned} \left(1 - \frac{1}{\theta}\right) \log Y_t &= \log \left(\int \varepsilon_{j,t}^{\frac{1}{\theta}} Y_{j,t}^{\frac{\theta-1}{\theta}} dj \right), \\ \left(1 - \frac{1}{\theta}\right) (\phi_0 + z_t) &= \log \mathbb{E}_t \left(\varepsilon_{j,t}^{\frac{1}{\theta}} Y_{j,t}^{\frac{\theta-1}{\theta}} \right), \\ &= \log \mathbb{E}_t \left(\exp \left[\frac{1}{\theta}\varepsilon_{j,t} + \frac{\theta-1}{\theta}y_{j,t} \right] \right). \end{aligned}$$

Replacing $y_{j,t}$ with (C.107) and using the properties of a moment generating function for normal random variable $\left[\frac{1}{\theta}\varepsilon_{j,t} + \frac{\theta-1}{\theta} [\varphi_0 + \theta\mu(\lambda\varepsilon_{j,t} + (1-\lambda)z_t)] \right]$,

$$\left(1 - \frac{1}{\theta}\right) (\phi_0 + z_t) = \log \mathbb{E}_t \left(\exp \left[\frac{1}{\theta}\varepsilon_{j,t} + \frac{\theta-1}{\theta} [\varphi_0 + \theta\mu(\lambda\varepsilon_{j,t} + (1-\lambda)z_t)] \right] \right), \quad (\text{A.26})$$

$$= \left(1 - \frac{1}{\theta}\right) \varphi_0 + \left[\frac{\theta-1}{\theta}\theta\mu(1-\lambda) \right] z_t + \frac{1}{2} \left[\frac{1}{\theta} + \frac{\theta-1}{\theta}\theta\mu\lambda \right]^2 \sigma_\varepsilon^2, \quad (\text{A.27})$$

$$\left(\frac{\theta-1}{\theta}\right) (\phi_0 + z_t) = \frac{\theta-1}{\theta} \varphi_0 + \frac{\theta-1}{\theta}\theta\mu(1-\lambda)z_t + \frac{1}{2} \left(\frac{1}{\theta} + \frac{\theta-1}{\theta}\theta\mu\lambda \right)^2 \sigma_\varepsilon^2. \quad (\text{A.28})$$

Matching the coefficients in (C.112) to get two constraints for the parameters to be determined (ϕ_0, σ_z^2)

$$\theta\mu = \frac{1}{1-\lambda}, \quad (\text{A.29})$$

$$\frac{\theta-1}{\theta}\phi_0 = \frac{\theta-1}{\theta}\varphi_0 + \frac{1}{2} \left(\frac{1}{\theta} + \frac{\theta-1}{\theta}\theta\mu\lambda \right)^2 \sigma_\varepsilon^2. \quad (\text{A.30})$$

Next, σ_z^2 can be solved for in terms of the structural parameters using (A.29) and (C.108)

$$\sigma_z^2 = \frac{\lambda(1-2\lambda)}{(1-\lambda)^2\theta} \sigma_\varepsilon^2. \quad (\text{A.31})$$

Rearranging terms for a more intuitive expression,

$$\sigma_z^2 = \frac{\lambda}{1-\lambda} \frac{1 - \frac{\lambda}{1-\lambda}}{\theta} \sigma_\varepsilon^2.$$

Next, solve for the steady state (ϕ_0), using (C.112),

$$\phi_0 = \varphi_0 + \frac{1-\theta}{2} \frac{1}{\theta} \left[\frac{1}{\theta-1} + \frac{\lambda}{1-\lambda} \right]^2 \sigma_\varepsilon^2.$$

Substituting for φ_0 and simplifying,

$$\phi_0 = \frac{\Omega_s}{2} - \log \psi + \frac{1-\theta}{2\theta} \frac{1}{\theta} \left[\frac{1}{\theta-1} + \frac{\lambda}{1-\lambda} \right]^2 \sigma_\varepsilon^2.$$

As $\Omega_s \equiv \text{var} \left(\frac{1}{\theta} \varepsilon_{j,t} + \frac{1-\theta}{\theta} z_t | s_{j,t} \right)$,

$$\begin{aligned} \Omega_s &= \text{var} \left(\frac{1}{\theta} \varepsilon_{j,t} + \frac{1-\theta}{\theta} z_t \right) - \frac{[\text{cov}(\frac{1}{\theta} \varepsilon_{j,t} + \frac{1-\theta}{\theta} z_t, s_{j,t})]^2}{\text{var}(s_{j,t})}, \\ &= \left(\frac{1}{\theta} \right)^2 \sigma_\varepsilon^2 + \left(\frac{1-\theta}{\theta} \right)^2 \sigma_z^2 - \mu \left[\frac{1}{\theta} \lambda \sigma_\varepsilon^2 + \frac{1-\theta}{\theta} (1-\lambda) \sigma_z^2 \right], \\ &= \left(\frac{1}{\theta} \right)^2 \sigma_\varepsilon^2 + \left(\frac{1-\theta}{\theta} \right)^2 \sigma_z^2 - \left(\frac{1-\theta}{\theta} \frac{1}{1-\lambda} \right) \left[\frac{1}{\theta} \lambda \sigma_\varepsilon^2 + \frac{1-\theta}{\theta} (1-\lambda) \sigma_z^2 \right], \\ &= \frac{1}{\theta^2} \left(1 - \frac{\lambda}{1-\lambda} \right) \sigma_\varepsilon^2 + \frac{1-\theta}{\theta^2} (-\theta \sigma_z^2), \end{aligned}$$

where the third equality uses (C.104) and (C.108). Incorporating (C.115),

$$\Omega_s = \frac{1}{\theta^2} \left(1 - \frac{\lambda}{1-\lambda} \right) \left(1 + (1-\theta) \left(-\frac{\lambda}{1-\lambda} \right) \right) \sigma_\varepsilon^2.$$

Simplifying,

$$\Omega_s = \frac{(1-\lambda)(1-2\lambda) + (\theta-1)\lambda(1-2\lambda)}{\theta^2(1-\lambda)^2} \sigma_\varepsilon^2.$$

Then by (C.109) and (C.114),

$$\phi_0 = \frac{(1-\lambda)(\theta-1)\lambda}{\theta(1-\lambda)} \underbrace{\frac{1}{2(\theta-1)}}_{\phi_0^*} \sigma_\varepsilon^2,$$

where ϕ_0^* denotes the steady state of the fundamental equilibrium (A.17).

B Price Setting Firms

B.1 Flexible Prices

There is a representative household and a continuum of monopolistic intermediate goods producers indexed by $j \in [0, 1]$. Households supply labor and form *demand schedules* for differentiated goods conditional on shocks that have not yet been realized. The key friction is that intermediate goods firms must set prices first and commit to meeting demand at the announced price, based on an imperfect signal of the aggregate demand and firm level demand.

After prices are set, the goods market opens, demand is realized, and production adjust to meet demand at the announced price. The firms' signal extraction problem can lead to multiple equilibria and endogenous fluctuations in aggregate output.

B.1.1 Households

The representative household's problem is⁶¹

$$\max \mathbb{E}_0 \sum_{t=0}^{\infty} \beta^t \left(\frac{C_t^{1-\gamma}}{1-\gamma} + \Psi(1-N_t) \right),$$

subject to

$$C_t \equiv \left[\int \epsilon_{j,t}^{\frac{1}{\theta}} C_{j,t}^{1-\frac{1}{\theta}} dj \right]^{\frac{\theta}{\theta-1}},$$

$$\int P_{j,t} C_{j,t} dj + Q_t B_t \leq B_{t-1} + W_t N_t + \Pi_t.$$

where C_t is an aggregate consumption index and $C_{j,t}$ denotes the quantity of good j consumed by the household in period t . The idiosyncratic preference shock for good j is log

⁶¹For non-linear disutility of labor, see Appendix (C.7.2). Specifying the utility function in this way ($\gamma \neq 1$) will allow sentiments to affect the real wage, by γ , the CRRA parameter. This will affect the firms' marginal cost and their optimal response to sentiments.

normally distributed ($\varepsilon_{j,t} \equiv \log \epsilon_{j,t} \sim N(0, \sigma_\varepsilon^2)$). Ψ is disutility of labor, while $\theta > 1$ is the elasticity of substitution between goods. The exponent $\frac{1}{\theta}$ on $\epsilon_{j,t}$ is solely intended to simplify calculations. Π_t is profit income from all firms, while W_t is the wage.

The household allocates consumption among j goods to maximize C_t for any given level of expenditures. Optimizing its consumption allocation, household's demand for good j is given by

$$C_{j,t} = \left(\frac{P_t}{P_{j,t}} \right)^\theta C_t \epsilon_{j,t}. \quad (\text{B.32})$$

The resulting aggregate price level is obtained by substituting (B.32) into the aggregate consumption index,

$$P_t = \left(\int_0^1 \epsilon_{j,t} P_{j,t} dj \right)^{\frac{1}{1-\theta}},$$

and implies $\int P_{j,t} C_{j,t} dj = P_t C_t$.

Choosing labor (N_t) optimally, the households' labor supply condition is

$$-\frac{U_{n,t}}{U_{c,t}} = \frac{W_t}{P_t}, \quad (\text{B.33})$$

$$\Psi C_t^\gamma = \frac{W_t}{P_t}, \quad (\text{B.34})$$

where $\frac{W_t}{P_t}$ is the real wage. Taking the log of this expression,

$$w_t - p_t = \gamma c_t + \log \Psi.$$

Intertemporal consumption is

$$Q_t = \beta \mathbb{E}_t \left(\frac{U_{c,t+1}}{U_{c,t}} \frac{P_t}{P_{t+1}} \right).$$

In logs,

$$c_t = \mathbb{E}_t c_{t+1} - \frac{1}{\gamma} [i_t - \mathbb{E}_t \pi_{t+1} - \rho].$$

In this model, households form demand schedules for each differentiated good and supply labor, all contingent on shocks to idiosyncratic demand and shocks to aggregate income/consumption to be realized. Let Z_t represent the household's beliefs about aggre-

gate income/consumption at the beginning of period t . Households form consumption plans using (B.32)

$$C_{j,t}(Z_t, \epsilon_{j,t}) = \left(\frac{P_t(Z_t)}{P_{j,t}(Z_t, \epsilon_{j,t})} \right)^\theta C_t(Z_t) \epsilon_{j,t}, \quad (\text{B.35})$$

and decide labor supply, using (B.34) to obtain an implicit function of labor supply as a function of sentiments, $N_t = N(Z_t)$, given a nominal wage W_t

$$P_t(Z_t) = \frac{W_t}{\Psi \left[\frac{W_t}{P_t(Z_t)} N_t + \frac{\Pi_t(Z_t)}{P_t(Z_t)} \right]^\gamma}. \quad (\text{B.36})$$

Note that $\Pi_t(Z_t) = P_t(Z_t)Z_t - W_t N_t$.

B.1.2 Intermediate goods firms

Sentiment driven equilibria requires a signal extraction problem with two shocks, to each of which the optimal response of the firm's price setting decision is different. The Dixit-Stiglitz structure of the model implies that the optimal price for intermediate goods firm j under perfect information does not depend on the idiosyncratic preference shock for good j . To circumvent this, assume that a firm's marginal cost is positively correlated with its demand.

The intermediate goods firms decide price $P_{j,t}$ without perfect knowledge of idiosyncratic demand or aggregate demand. Instead, they infer $\epsilon_{j,t}$ and $Y_{j,t}$ from a signal $S_{j,t}$ that may be interpreted as early orders, advance sales, or market research,

$$S_{j,t} = \epsilon_{j,t}^\lambda Y_t^{1-\lambda}.$$

Let $\epsilon_{j,t} \equiv \log \epsilon_{j,t} \sim N(0, \sigma_\epsilon^2)$ and $y_t \equiv (\log Y_t) - \phi_0 \sim N(0, \sigma_y^2)$.

Given an aggregate price index (P_t), intermediate goods producers choose $P_{j,t}$ to maximize nominal profits

$$\max_{P_{j,t}} \mathbb{E}_t [P_{j,t} Y_{j,t} - W_t N_{j,t}],$$

subject to production function

$$Y_{j,t} = \epsilon_{j,t}^\tau N_{j,t}.$$

Note that idiosyncratic demand $\epsilon_{j,t}$ will also need to affect production technology for the sentiment equilibrium to exist (for example, if demand affects marketing costs). Under this assumption, the two components of the signal, $\epsilon_{j,t}$ and Z_t will affect marginal cost differently, and fluctuations are possible when agents misattribute the latter to the former.

Demand schedule for good j (imposing the market clearing condition, $C_t = Y_t$ and $C_{j,t} = Y_{j,t}$),

$$Y_{j,t} = \left(\frac{P_t}{P_{j,t}} \right)^\theta \epsilon_{j,t} Y_t.$$

Substituting $N_{j,t}$ using firm j 's production function and $Y_{j,t}$ from its demand schedule, the firms' problem is

$$\max_{P_{j,t}} \mathbb{E}_t \left[P_{j,t}^{1-\theta} P_t^\theta \epsilon_{j,t} Y_t - W_t P_t^\theta P_{j,t}^{-\theta} \epsilon_{j,t}^{1-\tau} Y_t | S_{j,t} \right]. \quad (\text{B.37})$$

The first order condition is given by

$$(1 - \theta) P_{j,t}^{-\theta} P_t^\theta \mathbb{E}_t(\epsilon_{j,t} Y_t | S_{j,t}) + \theta P_t^\theta P_{j,t}^{-\theta-1} \mathbb{E}_t(W_t \epsilon_{j,t}^{1-\tau} Y_t | S_{j,t}) = 0.$$

As nominal variables are indeterminate in the flexible price case, the nominal aggregate consumption price index (P_t) can be normalized to 1. Rearranging terms,

$$P_{j,t} = \left(\frac{\theta}{\theta - 1} \right) \frac{\mathbb{E}_t[W_t \epsilon_{j,t}^{1-\tau} Y_t | S_{j,t}]}{\mathbb{E}_t[\epsilon_{j,t} Y_t | S_{j,t}]}.$$

Replacing W_t with the household's labor supply decision, firm j 's optimal price is

$$P_{j,t} = \left(\frac{\theta}{\theta - 1} \right) \Psi \frac{\mathbb{E}[\epsilon_{j,t}^{1-\tau} Y_t^{\gamma+1} | S_{j,t}]}{\mathbb{E}[\epsilon_{j,t} Y_t | S_{j,t}]}.$$

B.1.3 Timing

Letting Z_t denote aggregate demand and $\epsilon_{j,t}$ represent idiosyncratic preference for good j , the timing of this model is as follows:

1. Households form labor supply schedule ($N_t(Z_t)$) and demand schedules for each good j , ($C_{j,t}(Z_t, \epsilon_{j,t})$), contingent on shocks to be realized.
2. $Z_t, \epsilon_{j,t}$ realized.

3. Firms receive a private signal of aggregate demand and idiosyncratic preference for their good ($S_{j,t} = \epsilon_{j,t}^\lambda Z_t^{1-\lambda}$).
4. Firms can not write contingent schedules for their labor demand, otherwise this would remove the possibility of sentiment-driven fluctuations. Instead, firms must commit to a price ($P_{j,t}(s_{j,t})$), based on an imperfect private signal.
5. Goods market opens. $Z_t, \epsilon_{j,t}$ observed by everyone. Firms meet supply at posted price $Y_{j,t}(P_{j,t})$, so that goods market clears ($C_{j,t} = Y_{j,t}, C_t = Y_t$), and $W_t = \Psi Z_t^\gamma$.⁶²

B.1.4 Equilibrium

In equilibrium, the aggregate price index, intermediate goods price, and the private signal are given by

$$P_t = \left[\int \epsilon_{j,t} P_{j,t}^{1-\theta} dj \right]^{\frac{1}{1-\theta}}, \quad (\text{B.38})$$

$$P_{j,t} = \frac{\theta}{\theta - 1} \frac{\mathbb{E}_t[W_t \epsilon_{j,t}^{1-\tau} Y_t | s_{j,t}]}{\mathbb{E}_t[\epsilon_{j,t} Y_t | S_{j,t}]}, \quad (\text{B.39})$$

$$S_{j,t} = \epsilon_{j,t}^\lambda Z_t^{1-\lambda}. \quad (\text{B.40})$$

Note that the firm's price setting decision already incorporates the household's optimal labor supply decision, $\frac{W_t}{P_t} = \Psi Y_t^\gamma$. In the sentiment driven equilibrium, one additional condition applies: that beliefs about aggregate demand are correct in equilibrium.

$$Z_t = Y_t. \quad (\text{B.41})$$

After the realization of Z_t , and after goods markets clear, market clearing quantities for each good, aggregate output, aggregate labor, nominal wage, and aggregate profits are

⁶²Thus, wages are realized at the end of the period.

given by

$$Y_{j,t} = \left(\frac{P_t}{P_{j,t}} \right)^\theta \epsilon_{j,t} Y_t, \quad (\text{B.42})$$

$$Y_t = \left[\int \epsilon_{j,t}^{\frac{1}{\theta}} Y_{j,t}^{1-\frac{1}{\theta}} dj \right]^{\frac{\theta}{\theta-1}}, \quad (\text{B.43})$$

$$N_t = \int_0^1 N_{j,t} dj = \int_0^1 Y_{j,t} \epsilon_{j,t}^{-\tau} dj, \quad (\text{B.44})$$

$$\frac{W_t}{P_t} = \Psi Y_t^\gamma, \quad (\text{B.45})$$

$$\Pi_t = P_t Y_t - W_t N_t = Y_t - W_t N_t. \quad (\text{B.46})$$

The first equality, which follows from the household's demand equation, indicates that in equilibrium, the market clearing quantity of good j is determined by aggregate price index, price of good j , and realized aggregate output. The second follows from optimal aggregate consumption by households in conjunction with market clearing, the third from the firm's production function, and the fourth from the household's optimal labor supply condition. Finally, in the fifth equality, aggregate profits equal aggregate revenue minus aggregate production costs.

Definition 3. A rational expectations equilibrium is a sequence of allocations $\{C(Z_t), Y(Z_t), C_j(Z_t, \epsilon_{j,t}), Y_j(Z_t, \epsilon_{j,t}), N(Z_t), N_j(Z_t, \epsilon_{j,t}), \Pi(Z_t)\}$, prices $\{P_t = 1, P_j(Z_t, \epsilon_{j,t}), W_t = W(Z_t)\}$, and a distribution of $Z_t, \mathbf{F}(Z_t)$ such that for each realization of Z_t , (i) equations (B.35) and (B.36) maximize household utility given the equilibrium prices $P_t = 1, P_{j,t} = P_j(Z_t, \epsilon_{j,t})$, and $W_t = W(Z_t)$ (ii) equation (B.39) maximizes intermediate goods firm's expected profits for all j given the equilibrium prices $P_t = 1, W_t = W(Z_t)$, and the signal (B.40) (iii) all markets clear: $C_{j,t} = Y_{j,t}, N(Z_t) = \int N_{j,t} dj$, and (iv) expectations are rational such that the household's beliefs about W_t and Π_t are consistent with its belief about aggregate demand Z_t (according to its optimal labor supply condition), and $Y_t = Z_t$, so that actual aggregate output follows a distribution consistent with \mathbf{F} .

There exist two rational expectations equilibria: (1) a fundamental equilibrium with a degenerate distribution of sentiments, where aggregate output and prices are all constant and where sentiments play no role in determining the level of aggregate output (2) a stochastic equilibrium where sentiments matter and the volatility of beliefs about aggregate demand is endogenously determined and equal to the variance of aggregate output.

B.1.5 Fundamental equilibrium

Under perfect information, there is a unique rational expectations equilibrium in which the price of good j , aggregate price level, and aggregate demand are constant. aggregate output is constant and known. Then, the private signal that firms receive reveals their idiosyncratic demand shocks. Using the equilibrium conditions in (B.39), (B.43), (B.42), and (B.45), $Y_t, P_t, Y_{j,t}$ and $P_{j,t}$ in the fundamental equilibrium are as follows.

Under perfect information, the price of good j (B.39) is

$$P_{j,t} = \frac{\theta}{\theta - 1} \frac{W_t \epsilon_{j,t}^{1-\tau} Y_t}{\epsilon_{j,t} Y_t}.$$

Replacing W_t with (B.45),

$$P_{j,t} = \frac{\theta}{\theta - 1} \Psi P_t Y_t^\gamma \epsilon_{j,t}^{-\tau}.$$

Without loss of generality, normalizing $\frac{\theta}{\theta-1} \Psi$ to 1,

$$P_{j,t} = P_t Y_t^\gamma \epsilon_{j,t}^{-\tau}. \quad (\text{B.47})$$

Substituting (B.47) into (B.38), the aggregate price index with flexible prices is indeterminate:

$$\begin{aligned} P_t &= \left[\int \epsilon_{j,t} [P_t Y_t^\gamma \epsilon_{j,t}^{-\tau}]^{1-\theta} dj \right]^{\frac{1}{1-\theta}}, \\ &= \left[\int \epsilon_{j,t}^{1-\tau(1-\theta)} dj \right]^{\frac{1}{1-\theta}} P_t Y_t^\gamma. \end{aligned}$$

Without loss of generality, normalize P_t to 1. The normalization of $P_t = 1$ can be used to find Y_t ,

$$Y_t = \left[\int \epsilon_{j,t}^{1-\tau(1-\theta)} dj \right]^{\frac{1}{\gamma(\theta-1)}}. \quad (\text{B.48})$$

Taking the log of this expression (let $y_t \equiv (\log Y_t) - \phi_0$),

$$y_t + \phi_0 = \frac{1}{\gamma(\theta - 1)} \log \mathbb{E}_t \left[\epsilon_{j,t}^{1-\tau(1-\theta)} \right].$$

As $\epsilon_{j,t} \equiv \log \epsilon_{j,t} \sim N(0, \sigma_\epsilon^2)$, by the properties of a moment generating function for a

normally distributed random variable,

$$y_t + \phi_0 = \frac{1}{\theta - 1} \frac{1}{2} \text{Var}_t([1 - \tau(1 - \theta)]\epsilon_{j,t}), \quad (\text{B.49})$$

$$= \frac{1}{\gamma(\theta - 1)} \frac{[1 - \tau(1 - \theta)]^2}{2} \sigma_\epsilon^2. \quad (\text{B.50})$$

Equating coefficients implies $y_t = 0$ and

$$\phi_0^* = \frac{1}{2(\theta - 1)} \frac{(1 + \tau[\theta - 1])^2}{\gamma} \sigma_\epsilon^2 \quad (\text{B.51})$$

As expected, output in the fundamental equilibrium when firms choose quantity (A.17), ($\gamma = 1, \tau = 0$) is equivalent to its counterpart when firms choose prices.

Finally, an expression for $Y_{j,t}$ can be found by using the demand curve (B.42), and substituting $P_{j,t}$ with (B.47)

$$\begin{aligned} Y_{j,t} &= \left(\frac{P_t}{P_{j,t}} \right)^\theta \epsilon_{j,t} Y_t, \\ &= [Y_t^\gamma \epsilon_{j,t}^{-\tau}]^{-\theta} \epsilon_{j,t} Y_t, \\ &= \epsilon_{j,t}^{1+\tau\theta} Y_t^{1-\gamma\theta}. \end{aligned}$$

Replacing Y_t with (B.48),

$$Y_{j,t} = \epsilon_{j,t}^{1+\tau\theta} \left[\int \epsilon_{j,t}^{1-\tau(1-\theta)} dj \right]^{\frac{1-\gamma\theta}{\gamma(\theta-1)}}.$$

B.1.6 Sentiment-driven equilibrium

When firms set prices conditional on an endogenous signal of aggregate demand, there exists a sentiment driven equilibrium, in addition to the fundamental equilibrium. The sentiment driven equilibrium is a rational expectations equilibrium where aggregate output is not constant but equal to a sentiment (Z_t). Let \hat{z}_t and \hat{y}_t denote Z_t and Y_t in log deviation from the steady state of this equilibrium, respectively.⁶³ To solve for this equilibrium, conjecture $\hat{z}_t \sim N(0, \sigma_z^2)$, where σ_z^2 is a constant to be determined below.

Consider the case of a positive sentiment shock in the flexible wage and flexible price model. A self-fulfilling equilibrium is possible when σ_z^2 is sufficiently low such that firms attribute just enough of z_t to $\epsilon_{j,t}$ and so that the increase in sentiment leads firms to lower

⁶³See appendix (C.5) for a calculation of the steady state in this equilibrium.

$p_{j,t}$. When goods markets open, the quantity of firm j 's product, $(y_{j,t}(p_{j,t}))$, demanded at price $p_{j,t}$ is higher than that under perfect information. Thus, there is a σ_z^2 such that aggregate supply across firms exactly fulfills the positive sentiment formed by households.

Proposition 11. *Let $\lambda \in (0, 1)$. There exists a sentiment-driven rational expectations equilibrium where aggregate output is stochastic with variance*

$$\sigma_z^2 = \frac{\lambda}{1-\lambda} \frac{\tau + B \frac{\lambda}{1-\lambda}}{\gamma} \sigma_\epsilon^2, \quad (\text{B.52})$$

where $B = \frac{\partial p_t}{\partial z_t}$.

Proof. Equation (B.39) gives firm j 's optimal price conditional on its signal. As it is derived using equations (B.45) and (B.42), it already incorporates market clearing for labor and consumption.

$$\begin{aligned} P_{j,t} &= \frac{\theta}{\theta-1} \frac{\mathbb{E}_t[W_t \epsilon_{j,t}^{1-\tau} Y_t | S_{j,t}]}{\mathbb{E}_t[\epsilon_{j,t} Y_t | S_{j,t}]}, \\ &= \frac{\theta}{\theta-1} \Psi \frac{\mathbb{E}_t[P_t \epsilon_{j,t}^{1-\tau} Z_t^{\gamma+1} | S_{j,t}]}{\mathbb{E}_t[\epsilon_{j,t} Z_t | S_{j,t}]}, \end{aligned}$$

where the second equality results from substituting W_t with the household's optimal labor supply (B.45). Taking logs,

$$p_{j,t} = \log \left(\frac{\theta}{\theta-1} \Psi \right) + \log \mathbb{E}_t[P_t \epsilon_{j,t}^{1-\tau} Z_t^{\gamma+1} | s_{j,t}] - \log \mathbb{E}_t[\epsilon_{j,t} Z_t | s_{j,t}].$$

Conjecture a solution of the form $p_{j,t} = D + B s_{j,t}$. According to this guess, $p_t = A + B(1-\lambda)z_t$ where A incorporates $\mathbb{E}(\epsilon_{j,t})$, which affects the steady state. Substituting our

guess for p_t ,

$$p_{j,t} = \log \left(\frac{\theta}{\theta - 1} \Psi \right) + \log \mathbb{E}_t[\exp(p_t + (1 - \tau)\varepsilon_{j,t} + (\gamma + 1)(z_t + \phi_0)) | s_{j,t}] \quad (\text{B.53})$$

$$- \log \mathbb{E}_t[\exp(\varepsilon_{j,t} + z_t + \phi_0) | s_{j,t}] \quad (\text{B.54})$$

$$= \log \left(\frac{\theta}{\theta - 1} \Psi \right) + \gamma\phi_0 + A \quad (\text{B.55})$$

$$+ \log \mathbb{E}[\exp(B(1 - \lambda) + \gamma + 1)z_t + (1 - \tau)\varepsilon_{j,t} | s_{j,t}] \quad (\text{B.56})$$

$$- \log \mathbb{E}_t[\exp(\varepsilon_{j,t} + z_t)] \quad (\text{B.57})$$

$$= \log \left(\frac{\theta}{\theta - 1} \Psi \right) + \gamma\phi_0 + A + \frac{\Omega_1 - \Omega_2}{2} + (\mu_1 - \mu_2)s_{j,t} \quad (\text{B.58})$$

$$= \varphi_0 + \bar{\mu}s_{j,t} \quad (\text{B.59})$$

where

$$\varphi_0 \equiv \log \left(\frac{\theta}{\theta - 1} \Psi \right) + \gamma\phi_0 + A + \frac{\Omega_1 - \Omega_2}{2}, \quad (\text{B.60})$$

$$\bar{\mu} \equiv \mu_1 - \mu_2, \quad (\text{B.61})$$

$$\mu_1 \equiv \mathbb{E}_t[B(1 - \lambda) + \gamma + 1)z_t + (1 - \tau)\varepsilon_{j,t} | s_{j,t}], \quad (\text{B.62})$$

$$\Omega_1 \equiv \frac{1}{2} \text{Var}_t[B(1 - \lambda) + \gamma + 1)z_t + (1 - \tau)\varepsilon_{j,t} | s_{j,t}], \quad (\text{B.63})$$

$$\mu_2 \equiv \mathbb{E}_t[\varepsilon_{j,t} + z_t | s_{j,t}], \quad (\text{B.64})$$

$$\Omega_2 \equiv \frac{1}{2} \text{Var}[\varepsilon_{j,t} + z_t | s_{j,t}]. \quad (\text{B.65})$$

Variables in lowercase denote the log of their counterparts, with the exception of $z_t = \log Z_t - \phi_0$. Note that the firm's price is a constant projection of $s_{j,t}$. Hence, in a sentiment-driven equilibrium, all firms set prices in the same proportion to their signal.

Taking the log of the aggregate price index (B.38) and substituting for $p_{j,t}$ with (B.59),

$$\begin{aligned} (1 - \theta)p_t &= \log \mathbb{E}_t[P_{j,t}^{1-\theta} \varepsilon_{j,t}], \\ &= \log \mathbb{E}_t[\exp([1 - \theta]p_{j,t} + \varepsilon_{j,t})], \\ &= (1 - \theta)\varphi_0 + (1 - \theta)\bar{\mu}(1 - \lambda)z_t + \log \mathbb{E}_t[e^{([1-\theta]\bar{\mu}\lambda + 1)\varepsilon_{j,t}}], \\ A + Bz_t &= \varphi_0 + \bar{\mu}(1 - \lambda)z_t + \frac{[(1 - \theta)\bar{\mu}\lambda + 1]^2}{2(1 - \theta)}\sigma_\varepsilon^2. \end{aligned}$$

Equating coefficients on z_t ,

$$B = \bar{\mu}(1 - \lambda). \quad (\text{B.66})$$

Evaluating (B.62) and (B.64), we have

$$B = \frac{(\gamma + B)(1 - \lambda)\sigma_z^2 - \tau\lambda(1 - \lambda)\sigma_\epsilon^2}{\lambda^2\sigma_\epsilon^2 + (1 - \lambda)^2\sigma_z^2}(1 - \lambda),$$

which implies⁶⁴

$$\sigma_z^2 = \frac{\lambda}{1 - \lambda} \frac{\tau + B\frac{\lambda}{1 - \lambda}}{\gamma} \sigma_\epsilon^2. \quad (\text{B.67})$$

From equating the constant terms, we have

$$A = \varphi_0 + \frac{[(1 - \theta)\bar{\mu}\lambda + 1]^2}{2(1 - \theta)} \sigma_\epsilon^2.$$

Applying (B.66) and (B.60),

$$\varphi_0 = \frac{1}{\gamma} \left(\frac{[(1 - \theta)\frac{\lambda}{1 - \lambda}B + 1]^2}{2(\theta - 1)} \sigma_\epsilon^2 - \log \left(\frac{\theta}{\theta - 1} \Psi \right) - \frac{\Omega_1 - \Omega_2}{2} \right).$$

Note that A is the steady state for the price level, which is indeterminate, while φ_0 is the steady state for aggregate output. The conditional variances are constants, and functions of σ_ϵ^2 , σ_z^2 , and other parameters of the model,

$$\Omega_1 - \Omega_2 = [(\gamma + B)^2 + (2 - \mu_1)(\gamma + B) - B]\sigma_z^2 + \left[\tau^2 + (\mu_1 - 2)\tau - B\frac{\lambda}{1 - \lambda} \right] \sigma_\epsilon^2.$$

□

Thus, the volatility of actual aggregate output and beliefs about aggregate demand are determined by the parameters of the model. If $\lambda \in (0, 1)$, $\tau > 0$, and $\sigma_\epsilon^2 > 0$, then there exists a sentiment driven rational expectations equilibrium with $\hat{y}_t = \hat{z}_t$ where

$$\sigma_y^2 = \sigma_z^2. \quad (\text{B.68})$$

Expression B.67 implies that sentiment volatility is determined by structural parameters,

⁶⁴The relationship between the price level and sentiments is indeterminate in the flexible price case.

such as the degree of complementarity/substitutability in actions across firms (τ, γ), information content of the private signal (λ), and the volatility of idiosyncratic demand (σ_ε^2), all of which affect the firm's response to a sentiment shock. Note that if $\tau = 0, \lambda = 0$ or $\sigma_\varepsilon^2 = 0$, then the private signal conveys only aggregate demand or price depends only on aggregate demand. The result is also that the unique equilibrium is the fundamental equilibrium, due to substitutability of firms' outputs. Sentiment volatility is decreasing in $1 - \lambda$; as the private signal becomes more informative about aggregate demand ($1 - \lambda$ increases), we approach the certainty equilibrium of the previous section. Sentiment volatility is increasing in $\sigma_\varepsilon^2 > 0$, which implies that a sentiment driven equilibrium needs sufficient coordination. All firms set the same price regardless of their individual signal, but depending on the (known) distribution of signals. The more volatile the idiosyncratic component of the signal, the more difficult it is to attain coordination. In this case, sentiment volatility must be commensurately larger.

The sentiment-driven equilibrium is a rational expectations equilibrium: given the parameters of the model, σ_z^2 is determined such that for any aggregate demand sentiment, all firms misattribute enough of the sentiment component of their signal to an idiosyncratic preference shock such that price-setting decisions lead to aggregate output equaling the sentiment in equilibrium. The volatility of the sentiment process (σ_z^2) determines how much firms attribute their signal to \hat{z}_t . Firms increase their price in response to aggregate demand, and decrease their price in response to idiosyncratic demand. Through prices, firms' output decision are strategic substitutes. When firms actions are strategic substitutes, the optimal output of a firm is declining in σ_z^2 as this leads the firms to attribute more of the signal to an aggregate demand shock. Since firms' optimal price depends negatively on the idiosyncratic preference shock $\hat{\varepsilon}_{j,t}$ and positively on the level of aggregate demand, \hat{z}_t , if they are unable to distinguish between the two components in their signal, then there can be a coordinated over-production (under-production) in response to a positive (negative) aggregate sentiment shock, such that \hat{y}_t equals \hat{z}_t in equilibrium if σ_z^2 is as in (B.67). The rational expectations equilibrium pins down the variance of the sentiment distribution, although sentiments are extrinsic. The result is an additional rational expectations equilibrium that is characterized by aggregate fluctuations in output and employment despite the lack of fundamental aggregate shocks.

B.2 Monetary Policy with Calvo Price Rigidity

Under Calvo price setting, a fraction θ_p of firms can not adjust their price in period t . Instead, $(1 - \theta_p)$ of firms choose their optimal price taking into account the probability of not being able to adjust for $\frac{1}{\theta_p}$ periods. The representative households sets wages flexibly.

As multiple equilibria arises from coordinated actions when signals are correlated, sticky prices will reducing the set of equilibria by hindering coordination. As a result, sentiment driven fluctuations are less volatile. Due to the endogeneity of sentiment volatility, when the central bank targets inflation strongly or prices are more flexible, this leads to higher volatility of output. Note that although sentiment shocks are *iid* (and thus price setting with sticky prices is equivalent to price setting under flexible prices), the Calvo parameter affects inflation through the proportion of firms who can reset prices.

The following sections will introduce the micro-foundations of the baseline model: the optimization problems of households and firms, timing to clarify what is known when decisions are undertaken, and equilibrium conditions. The quantity of output in the fundamental equilibrium is derived, followed by the mean level of output in the sentiment driven equilibrium. In addition, the mechanism behind a self-fulfilling equilibrium with sentiments will be described.

B.2.1 Households

The representative household's problem is⁶⁵

$$\max \mathbb{E}_0 \sum_{t=0}^{\infty} \beta^t \left(\frac{C_t^{1-\gamma}}{1-\gamma} + \Psi(1 - N_t) \right),$$

subject to

$$C_t \equiv \left[\int \epsilon_{j,t}^{\frac{1}{\theta}} C_{j,t}^{1-\frac{1}{\theta}} dj \right]^{\frac{\theta}{\theta-1}},$$

$$\int P_{j,t} C_{j,t} dj + Q_t B_t \leq B_{t-1} + W_t N_t + Tr_t.$$

From the household's problem, we obtain optimal conditions for demand ($C_{j,t}$),

$$C_{j,t} = \left(\frac{P_{j,t}}{P_t} \right)^{-\theta} C_t \epsilon_{j,t},$$

where the resulting aggregate price index

$$P_t \equiv \left[\int \epsilon_{j,t} P_{j,t}^{1-\theta} dj \right]^{\frac{1}{1-\theta}}$$

⁶⁵See Appendix (C.7.1) for the case where households have a non-linear disutility of labor.

implies $\int P_{j,t} C_{j,t} dj = P_t C_t$. The household's labor supply schedule,

$$\begin{aligned} -\frac{U_{n,t}}{U_{c,t}} &= \frac{W_t}{P_t}, \\ \Psi C_t^\gamma &= \frac{W_t}{P_t}, \\ w_t - p_t &= \gamma c_t + \log \Psi. \end{aligned}$$

Finally, intertemporal consumption is given by

$$\begin{aligned} Q_t &= \beta \mathbb{E}_t \left(\frac{U_{c,t+1}}{U_{c,t}} \frac{P_t}{P_{t+1}} \right), \\ c_t &= \mathbb{E}_t c_{t+1} - \frac{1}{\gamma} [i_t - \mathbb{E}_t \pi_{t+1} - \rho]. \end{aligned}$$

The representative household chooses labor N_t to maximize utility⁶⁶

$$\max_{N_t} \frac{C_t^{1-\gamma}}{1-\gamma} + \Psi(1 - N_t),$$

subject to budget constraint

$$C_t \leq \frac{W_t}{P_t} N_t + \frac{\Pi_t}{P_t},$$

where C_t is aggregate consumption index, $\frac{W_t}{P_t}$ is the real wage, $\frac{\Pi_t}{P_t}$ is real profit income from all firms, Ψ is disutility of labor. Their first order condition is

$$C_t^\gamma = \frac{1}{\Psi} \frac{W_t}{P_t}, \tag{B.69}$$

where

$$C_t = \left[\int_0^1 \epsilon_{j,t}^{\frac{1}{\theta}} C_{j,t}^{\frac{\theta-1}{\theta}} dj \right]^{\frac{\theta}{\theta-1}}. \tag{B.70}$$

$\theta > 1$ is the elasticity of substitution between goods, $C_{j,t}$ denotes the quantity of good j consumed by the household in period t . The idiosyncratic preference shock for good j is log normally distributed ($\epsilon_{j,t} \equiv \log \epsilon_{j,t} \sim N(0, \sigma_\epsilon^2)$). The exponent $\frac{1}{\theta}$ on $\epsilon_{j,t}$ is solely intended to

⁶⁶Specifying the utility function in this way will allow sentiments to affect the real wage, by γ , the CRRA parameter. This will affect the firms' marginal cost and their optimal response to sentiments. In the previous setup, $\gamma = 1$.

simplify calculations. The household allocates consumption among j goods to maximize C_t for any given level of expenditures $\int_0^1 P_{j,t} C_{j,t} dj$, where $P_{j,t}$ is the price of intermediate good j .

From optimizing its consumption allocation, household's demand for good j is given by

$$C_{j,t} = \left(\frac{P_t}{P_{j,t}} \right)^\theta C_t \epsilon_{j,t}. \quad (\text{B.71})$$

The resulting aggregate price level is obtained by substituting (B.71) into (B.70):

$$P_t = \left(\int_0^1 \epsilon_{j,t} P_{j,t} dj \right)^{\frac{1}{1-\theta}}.$$

In this model, households form demand schedules for each differentiated good and supply labor, all contingent on shocks to idiosyncratic demand and aggregate demands, to be realized. Let Z_t represent the household's beliefs about aggregate demand at the beginning of period t . Households form consumption *plans* using (B.71)

$$C_{j,t}(Z_t, \epsilon_{j,t}) = \left(\frac{P_t(Z_t)}{P_{j,t}(Z_t, \epsilon_{j,t})} \right)^\theta C_t(Z_t) \epsilon_{j,t}, \quad (\text{B.72})$$

and decide labor supply, using (A.1) to obtain an implicit function of labor supply as a function of sentiments, $N_t = N(Z_t)$, given a nominal wage W_t ,

$$P_t(Z_t) = \frac{W_t}{\Psi \left[\frac{W_t}{P_t(Z_t)} N_t + \frac{\Pi_t(Z_t)}{P_t(Z_t)} \right]^\gamma}. \quad (\text{B.73})$$

Note that $\Pi_t(Z_t) = P_t(Z_t) Z_t - W_t N_t$.

B.2.2 Firms

The firms' marginal cost is derived from the following minimization problem,

$$\min_{N_{j,t}} W_t N_{j,t},$$

subject to

$$Y_{j,t} \leq \epsilon_{j,t}^\tau N_{j,t}.$$

The Lagrangian is

$$L = W_t N_{j,t} - \Phi_t (\epsilon_{j,t}^\tau N_{j,t} - Y_{j,t}).$$

Substituting for W_t using (B.69), nominal marginal cost is

$$\begin{aligned}\Phi_t &= \Psi \epsilon_{j,t}^{-\tau} Z_t^\gamma P_t, \\ \phi_t &= \log(\Psi) - \tau \epsilon_{j,t} + \gamma z_t + p_t.\end{aligned}$$

Under Calvo price setting, the aggregate price index is as follows:

$$P_t^{1-\theta} = \int_{\times_t^c} P_{j,t}^{1-\theta} \epsilon_{j,t} dj + \int_{\times_t} P_{j,t}^{*(1-\theta)} \epsilon_{j,t} dj,$$

where \times_t^c denotes the set of firms who can not re-adjust prices in period t and \times_t as the complement of this set. Let

$$P_{t-1}^{1-\theta} \equiv \frac{1}{\theta_p} \int_{\times_t^c} P_{j,t}^{1-\theta} \epsilon_{j,t} dj, \quad (\text{B.74})$$

$$P_t^{*(1-\theta)} \equiv \frac{1}{1-\theta_p} \int_{\times_t} P_{j,t}^{*(1-\theta)} \epsilon_{j,t} dj. \quad (\text{B.75})$$

Using these definitions, the aggregate price index is given by

$$P_t^{1-\theta} = \theta_p P_{t-1}^{1-\theta} + (1-\theta_p) P_t^{*(1-\theta)}, \quad (\text{B.76})$$

$$\Pi_t^{1-\theta} = \theta_p + (1-\theta_p) \left(\frac{P_t^*}{P_{t-1}} \right)^{1-\theta}. \quad (\text{B.77})$$

A first order approximation to (B.77) around a zero inflation steady state yields

$$\pi_t = (1-\theta_p)(p_t^* - p_{t-1}). \quad (\text{B.78})$$

The firm's profit-maximizing price is

$$p_{j,t}^* - p_{t-1} = (1-\beta\theta_p) \mathbb{E}_t[\gamma z_t - \tau \epsilon_{j,t} | s_{j,t}] + \mathbb{E}_t[\pi_t | s_{j,t}].$$

Substituting π_t with (B.78),

$$p_{j,t}^* = (1-\beta\theta_p) \mathbb{E}_t[\gamma z_t - \tau \epsilon_{j,t} | s_{j,t}] + (1-\theta_p) \mathbb{E}_t[p_t^* | s_{j,t}] + \theta_p p_{t-1}. \quad (\text{B.79})$$

To find an expression relating the aggregate price level and sentiment ($p_t^*(z_t)$), conjecture $p_t^* = \tilde{D} + \mu(1 - \lambda)z_t$. Use the conjecture and (B.79) to find $p_{j,t}^*$

$$\begin{aligned} p_{j,t}^* &= (1 - \beta\theta_p)\mathbb{E}[\gamma z_t - \tau\varepsilon_{j,t}|s_{j,t}] + (1 - \theta_p)\mathbb{E}_t[\tilde{D} + \mu(1 - \lambda)z_t|s_{j,t}] + \theta_p p_{t-1} \\ &= (1 - \theta_p)\tilde{D} + \theta_p p_{t-1} + \mathbb{E}_t([(1 - \beta\theta_p)\gamma + (1 - \theta_p)\mu(1 - \lambda)]z_t - (1 - \beta\theta_p)\tau\varepsilon_{j,t}|s_{j,t}) \end{aligned}$$

Let $p_{j,t}^* = D + \mu s_{j,t}$ where

$$\begin{aligned} D &\equiv (1 - \theta_p)\tilde{D} + \theta_p p_{t-1}, \\ \mu &\equiv \frac{\text{cov}([(1 - \beta\theta_p)\gamma + (1 - \theta_p)\mu(1 - \lambda)]z_t - (1 - \beta\theta_p)\tau\varepsilon_{j,t}, s_{j,t})}{\text{var}(s_{j,t})}. \end{aligned}$$

Substitute $p_{j,t}^*$ into (B.75) and equate coefficients to find the steady state for $p_{j,t}^*$ and p_t^* , as well as their responses to z_t . Taking the log of (B.75) and defining \mathbb{E}_{\times_t} as $\frac{1}{1 - \theta_p} \int_{\times_t}$,

$$\begin{aligned} (1 - \theta)p_t^* &= \ln \mathbb{E}_{\times_t} e^{(1 - \theta_p)p_{j,t}^* + \varepsilon_{j,t}}, \\ p_t^* &= D + \mu(1 - \lambda)z_t + \frac{[(1 - \theta)\mu\lambda + 1]^2}{2(1 - \theta)}\sigma_\varepsilon^2. \end{aligned}$$

Equating coefficients,

$$\begin{aligned} \tilde{D} &= p_{t-1} + \frac{1}{\theta_p} \frac{[(1 - \theta)\mu\lambda + 1]^2}{2(1 - \theta)}\sigma_\varepsilon^2 \\ D &= p_{t-1} + \frac{1 - \theta_p}{\theta_p} \frac{[(1 - \theta)\mu\lambda + 1]^2}{2(1 - \theta)}\sigma_\varepsilon^2 \\ \mu &= (1 - \beta\theta_p) \frac{\gamma(1 - \lambda)\sigma_z^2 - \tau\lambda\sigma_\varepsilon^2}{\lambda^2\sigma_\varepsilon^2 + \theta_p(1 - \lambda)^2\sigma_z^2} \end{aligned}$$

Note that μ is close to $\mathbb{E}_t[\gamma z_t - \tau\varepsilon_{j,t}|s_{j,t}]$ if $\theta_p \rightarrow 1$. The more flexible prices are ($\theta_p \rightarrow 0$), the larger is μ , and the more pass through of z_t to $p_{j,t}^*$ and thus to p_t^* . When prices are sticky, coordination is more difficult to achieve. The θ_p in the denominator is from the effect of z_t on p_t^* . The implied processes are

$$p_{j,t}^* = p_{t-1} + \frac{1 - \theta_p}{\theta_p} \frac{[(1 - \theta)\mu\lambda + 1]^2}{2(1 - \theta)}\sigma_\varepsilon^2 + (1 - \beta\theta_p) \frac{\gamma(1 - \lambda)\sigma_z^2 - \tau\lambda\sigma_\varepsilon^2}{\lambda^2\sigma_\varepsilon^2 + \theta_p(1 - \lambda)^2\sigma_z^2} s_{j,t}, \quad (\text{B.80})$$

$$p_t^* = p_{t-1} + \frac{1}{\theta_p} \frac{[(1 - \theta)\mu\lambda + 1]^2}{2(1 - \theta)}\sigma_\varepsilon^2 + (1 - \beta\theta_p) \frac{\gamma(1 - \lambda)\sigma_z^2 - \tau\lambda\sigma_\varepsilon^2}{\lambda^2\sigma_\varepsilon^2 + \theta_p(1 - \lambda)^2\sigma_z^2} (1 - \lambda)z_t. \quad (\text{B.81})$$

Substituting for p_t^* in (B.78) with (B.81), we get a form of the NKPC, which results from

the price setting behavior of firms with imperfect information,

$$\pi_t = \frac{1 - \theta_p}{\theta_p} \frac{[(1 - \theta)\mu\lambda + 1]^2}{2(1 - \theta)} \sigma_\epsilon^2 + (1 - \theta_p)(1 - \beta\theta_p) \frac{\gamma(1 - \lambda)\sigma_z^2 - \tau\lambda\sigma_\epsilon^2}{\lambda^2\sigma_\epsilon^2 + \theta_p(1 - \lambda)^2\sigma_z^2} (1 - \lambda)z_t. \quad (\text{B.82})$$

Note that the degree of pass through of z_t to π_t is increasing in the degree of price flexibility ($\theta_p \downarrow$).

B.2.3 Central bank

The central bank sets the nominal interest rate as a function of price inflation and output

$$Q_t^{-1} = \beta^{-1}\Pi_t^{\phi_\pi} + Y_t^{\phi_y}.$$

In logs,

$$i_t = \rho + \phi_\pi\pi_t + \phi_y y_t.$$

B.2.4 Equilibrium

In equilibrium, aggregate price index, intermediate goods price, and the private signal are given by:

$$P_t = \left[\int \epsilon_{j,t} P_{j,t}^{1-\theta} dj \right]^{\frac{1}{1-\theta}}, \quad (\text{B.83})$$

$$0 = \sum_{k=0}^{\infty} \theta_p^k \mathbb{E}_t [Q_{t,t+k} Y_{t+k|t} (P_{j,t}^* - M\psi_{t+k|t})], \quad (\text{B.84})$$

$$S_{j,t} = \epsilon_{j,t}^\lambda Z_t^{1-\lambda}. \quad (\text{B.85})$$

With *iid* sentiments, (B.84) simplifies to

$$P_{j,t}^* = \frac{\theta}{\theta - 1} \frac{\mathbb{E}_t [W_t \epsilon_{j,t}^{1-\tau} Y_t | s_{j,t}]}{\mathbb{E}_t [\epsilon_{j,t} Y_t | s_{j,t}]}$$

In the sentiment driven equilibrium, an additional condition requires beliefs about aggregate demand to be correct in equilibrium,

$$Z_t = Y_t. \quad (\text{B.86})$$

After the realization of Z_t , and after goods markets clear, market clearing quantities for

each good, aggregate output, aggregate labor, nominal wage, and aggregate profits are given by

$$Y_{j,t} = \left(\frac{P_t}{P_{j,t}} \right)^\theta \epsilon_{j,t} Y_t, \quad (\text{B.87})$$

$$Y_t = \left[\int \epsilon_{j,t}^{\frac{1}{\theta}} Y_{j,t}^{1-\frac{1}{\theta}} dj \right]^{\frac{\theta}{\theta-1}}, \quad (\text{B.88})$$

$$N_t = \int_0^1 N_{j,t} dj = \int_0^1 Y_{j,t} \epsilon_{j,t}^{-\tau} dj, \quad (\text{B.89})$$

$$\frac{W_t}{P_t} = \Psi Y_t^\gamma, \quad (\text{B.90})$$

$$\Pi_t = P_t Y_t - W_t N_t = Y_t - W_t N_t. \quad (\text{B.91})$$

The first equality follows from the household's demand equation and indicates that in equilibrium, the market clearing quantity of good j is determined by aggregate price index, price of good j , and realized aggregate output. The second follows from optimal aggregate consumption by households in conjunction with market clearing, the third from the firm's production function, and the fourth from the household's optimal labor supply condition. Finally, in the fifth equality, aggregate profits equal aggregate revenue minus aggregate production costs.

B.2.5 Effect of an *iid* shock to sentiments

The Euler equation, Taylor rule imply the following relationship between inflation and sentiments in partial equilibrium

$$\pi_t = -\frac{\gamma + \phi_y}{\phi_\pi} z_t, \quad (\text{B.92})$$

while the New-Keynsian Philips curve (B.82) describes another relation. In a sentiment driven equilibrium, the σ_z^2 that satisfies both relationships is

$$\sigma_z^2 = \frac{\lambda}{1-\lambda} \frac{\tau - \frac{1}{1-\lambda} \frac{1}{(1-\beta\theta_p)(1-\theta_p)} \frac{\gamma+\phi_y}{\phi_\pi}}{\gamma + \frac{\theta_p}{(1-\beta\theta_p)(1-\theta_p)} \frac{\gamma+\phi_y}{\phi_\pi}} \sigma_\epsilon^2. \quad (\text{B.93})$$

Proposition 12. *Let $\lambda \in (0,1)$. Under Calvo price setting, there exists a sentiment-driven rational expectations equilibrium where aggregate output is stochastic, with variance increasing in ϕ_π and*

decreasing in ϕ_y ,

$$\sigma_z^2 = \frac{\lambda}{1-\lambda} \frac{\tau - \frac{\lambda}{1-\lambda} \frac{\gamma}{\theta_p \lambda_p} \frac{\gamma + \phi_y}{\phi_\pi}}{\gamma + \frac{\gamma}{\lambda_p} \frac{\gamma + \phi_y}{\phi_\pi}} \sigma_\epsilon^2, \quad (\text{B.94})$$

where $\lambda_p \equiv \frac{(1-\theta_p)(1-\beta\theta_p)}{\theta_p} \gamma$. See section (C.6).

Under sticky prices, the self-fulfilling equilibrium has a different mechanism than in the case where firms set prices and households set wages flexibly. Here, a positive sentiment shock is realized when the nominal interest rate falls, which follows from a decrease in price inflation. For price inflation to fall when sentiment increases, σ_z^2 must be sufficiently low such that firms must misattribute enough of the increase in z_t to $\epsilon_{j,t}$ instead, leading them to lower prices. When goods markets open, households demand $y_{j,t}(p_{j,t})$, which is higher than the quantity that would have been demanded if firms had set prices under perfect information. There is a σ_z^2 such that aggregate supply is equal to the sentiment that households have formed.

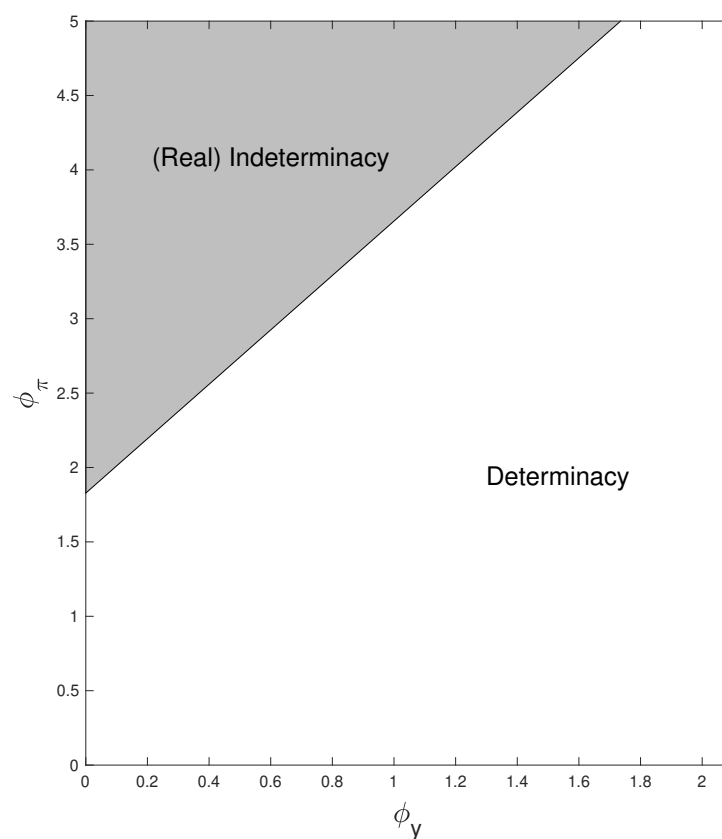
Note that as price flexibility facilitates the pass through of z_t , sentiment volatility is increasing in the degree to which firms are able to adjust prices. As $\phi_\pi \rightarrow \infty$ or $\lambda_p \rightarrow \infty$, σ_z^2 approaches its value under flexible prices (B.52).

By (B.94), a policymaker can suppress non-fundamental fluctuations with a simple interest rate rule that places sufficiently low weight on price inflation,

$$\phi_\pi < \frac{\lambda}{1-\lambda} \frac{1}{\theta_p \lambda_p} \frac{\gamma + \phi_y}{\tau}. \quad (\text{B.95})$$

Figure (4) shows the indeterminacy region for a model with $\beta = 0.99$ (which implies a steady state real return on bonds of about 4 percent), $\gamma = 1$ (log utility), and $\theta_p = 0.66$ (an average wage duration of 1.5 years). Finally, assume that the idiosyncratic component of the signal is $\lambda = 0.2$.

Figure 4: Indeterminacy and determinacy regions with information frictions

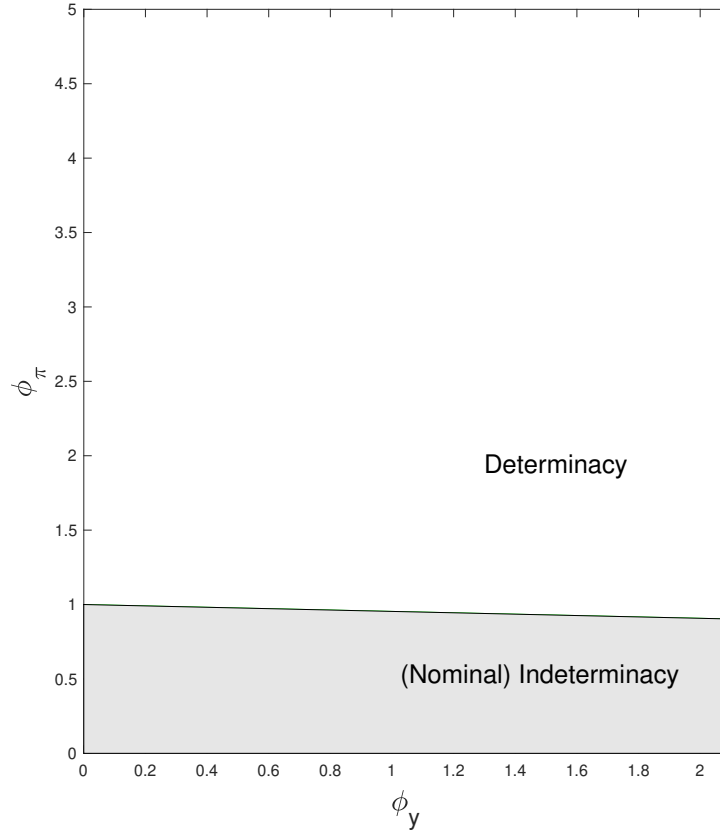


In the absence of non-fundamental fluctuations, the condition for indeterminacy is given by (Bullard and Mitra (2002)),

$$\phi_{\pi} > 1 - \frac{1 - \beta}{\kappa} \phi_y,$$

where $\kappa = \lambda_p \gamma$.

Figure 5: Indeterminacy and determinacy regions (Bullard and Mitra (2002))



Proposition 13. *In an equilibrium with sentiment driven fluctuations, the central bank faces a tradeoff in stabilizing output and inflation. Equation (B.92) can be used to derive a relationship between the volatility of inflation and the volatility of output,*

$$\sigma_{\pi}^2 = \left(\frac{\gamma + \phi_y}{\phi_{\pi}} \right)^2 \sigma_y^2.$$

Expressing σ_y^2 and σ_{π}^2 in terms of model parameters,

$$\sigma_y^2 = \frac{\lambda}{1-\lambda} \frac{\tau - \frac{\lambda}{1-\lambda} \frac{\gamma}{\theta_p \lambda_p} \frac{\gamma + \phi_y}{\phi_{\pi}}}{\gamma + \frac{\gamma}{\lambda_p} \frac{\gamma + \phi_y}{\phi_{\pi}}} \sigma_{\epsilon}^2,$$

$$\sigma_{\pi}^2 = \left(\frac{\gamma + \phi_y}{\phi_{\pi}} \right)^2 \frac{\lambda}{1-\lambda} \frac{\tau - \frac{\lambda}{1-\lambda} \frac{\gamma}{\theta_p \lambda_p} \frac{\gamma + \phi_y}{\phi_{\pi}}}{\gamma + \frac{\gamma}{\lambda_p} \frac{\gamma + \phi_y}{\phi_{\pi}}} \sigma_{\epsilon}^2.$$

As the central bank increases its response to price inflation (ϕ_{π}), the volatility of price inflation declines, but this comes at the expense of higher volatility of output. Assuming $\phi_{\pi} > \frac{\lambda}{1-\lambda} \frac{\gamma}{\theta_p \lambda_p} \frac{\gamma + \phi_y}{\tau}$,

i.e., we are in an equilibrium with non-fundamental fluctuations ($\sigma_y^2 > 0$),

$$\frac{\partial \sigma_y^2}{\partial \phi_\pi} > 0.$$

Conversely, the more the central bank responds to output, the more volatile price inflation is in equilibrium.

$$\frac{\partial \sigma_\pi^2}{\partial \phi_y} > 0.$$

As in B.92, let $\frac{\partial \pi_t}{\partial z_t} = -\frac{\gamma + \phi_y}{\phi_\pi}$. Assuming $\phi_\pi > \frac{\lambda}{1-\lambda} \frac{\gamma}{\theta_p \lambda_p} \frac{\gamma + \phi_y}{\tau}$, so that we are in an equilibrium with non-fundamental fluctuations ($\sigma_y^2 > 0$),

$$\frac{\partial \sigma_y^2}{\partial \phi_\pi} = \frac{\lambda}{1-\lambda} \sigma_\epsilon^2 \left(\frac{\partial \left[\frac{\partial \pi_t}{\partial z_t} \right]}{\partial \phi_\pi} \right) \left[\frac{\tau + \frac{\lambda}{1-\lambda} \frac{\gamma}{\theta_p \lambda_p} \frac{\partial \pi_t}{\partial z_t}}{\gamma - \frac{\gamma}{\lambda_p} \frac{\partial \pi_t}{\partial z_t}} + \frac{\frac{\lambda}{1-\lambda} \frac{\gamma}{\theta_p \lambda_p}}{\gamma - \frac{\gamma}{\lambda_p} \frac{\partial \pi_t}{\partial z_t}} \right] > 0$$

The same is true for price flexibility, $\frac{\partial \sigma_z^2}{\partial \lambda_p} > 0$.

C General Appendix

C.1 Private signal correct up to iid noise

When agents actions are strategic substitutes, a private signal that conveys perfectly information needed for the agents' first order condition, but with iid noise, results in only the fundamental equilibrium. Consider the first order condition of a general beauty contest model, where a continuum of agents indexed by $j \in [0, 1]$ take action conditional on a private signal s_j

$$y_j = \mathbb{E}[\underbrace{\alpha \varepsilon_j + \beta y}_{x_j} | s_j],$$

$$s_j = \alpha \varepsilon_j + \beta y + v_j.$$

Note that $s_j = x_j + v_j$. Agent j 's optimal response depends on an idiosyncratic iid shock $\varepsilon_j \sim N(0, \sigma_\varepsilon^2)$, as well as on the aggregate response of other agents ($y = \int_0^1 y_j dj$), where $y \sim N(0, \sigma_y^2)$. The parameters α and β capture the elasticity of actions to the idiosyncratic shock and the aggregate variable. If $\beta > 0$, agents face strategic complementarities. If $\beta < 0$, agents face strategic substitutabilities.

Agent j 's optimal response is

$$y_j = \frac{\alpha^2 \sigma_\varepsilon^2 + \beta^2 \sigma_y^2}{\alpha^2 \sigma_\varepsilon^2 + \beta^2 \sigma_y^2 + \sigma_v^2} (\alpha \varepsilon_j + \beta \varepsilon_j y + v_j).$$

As $\frac{\alpha^2 \sigma_\varepsilon^2 + \beta^2 \sigma_y^2}{\alpha^2 \sigma_\varepsilon^2 + \beta^2 \sigma_y^2 + \sigma_v^2} \in (0, 1)$, we can only have sentiment driven equilibrium with this private signal if $\beta > 1$.

However, if the private signal is instead $s_j = \lambda \varepsilon_j + (1 - \lambda)y + v_j$, where $\lambda \neq \alpha$ and $(1 - \lambda) \neq \beta$, then

$$y_j = \frac{\alpha \lambda \sigma_\varepsilon^2 + \beta(1 - \lambda) \sigma_y^2}{\lambda^2 \sigma_\varepsilon^2 + (1 - \lambda)^2 \sigma_y^2 + \sigma_v^2} (\lambda \varepsilon_j + (1 - \lambda)y + v_j),$$

$$y = \int_0^1 y_j dj = \frac{\alpha \lambda \sigma_\varepsilon^2 + \beta(1 - \lambda) \sigma_y^2}{\lambda^2 \sigma_\varepsilon^2 + (1 - \lambda)^2 \sigma_y^2 + \sigma_v^2} (1 - \lambda)y.$$

In this case, any y is an equilibrium if

$$\frac{\alpha \lambda \sigma_\varepsilon^2 + \beta(1 - \lambda) \sigma_y^2}{\lambda^2 \sigma_\varepsilon^2 + (1 - \lambda)^2 \sigma_y^2 + \sigma_v^2} (1 - \lambda) = 1.$$

The volatility of y is determined by parameters of the model.

$$\sigma_y^2 = \frac{\alpha \lambda (1 - \lambda) - \lambda^2}{(1 - \lambda)^2 (1 - \beta)} \sigma_\varepsilon^2 - \frac{1}{(1 - \lambda)^2 (1 - \beta)} \sigma_v^2.$$

The private signal that is correct up to *iid* noise allows firms to respond to the two shocks in the correct proportions. In order for sentiment driven equilibria to exist when firms' actions are strategic substitutes, information frictions must be such that firms misattribute some of the sentiment component in their signal to idiosyncratic preference for their good.

C.2 Expected future inflation with *iid* shock to sentiments

Let lower-case variables with a hat symbol represent variables in log-deviation from steady state. If z_t is *iid* and with mean equal to z , and if we conjecture $\hat{y}_t = \hat{c}_t = \hat{z}_t$, then $\forall k \geq 1$,

$$\mathbb{E}_t \hat{c}_{t+k} = 0, \tag{C.96}$$

$$\mathbb{E}_t \hat{y}_{t+k} = 0. \tag{C.97}$$

Following (C.96), we can show

$$\begin{aligned}\mathbb{E}_t \hat{\pi}_{t+1} &= 0, \\ \mathbb{E}_t p_{t+1} &= p_t.\end{aligned}$$

To find an expression for the real interest rate path as a function of *iid* shock z_t , consider the Euler equation in period $t + k$:

$$\begin{aligned}\hat{c}_{t+k} &= \mathbb{E}_{t+k} \hat{c}_{t+k+1} - \frac{1}{\gamma} [i_{t+k} - \mathbb{E}_{t+k} \hat{\pi}_{t+k+1} - \rho], \\ &= \mathbb{E}_{t+k} \hat{c}_{t+k+1} - \frac{1}{\gamma} [r_{t+k} - \rho], \\ &= \mathbb{E}_{t+k} \hat{c}_{t+k+1} - \frac{1}{\gamma} \hat{r}_{t+k},\end{aligned}$$

where $\rho \equiv \log(\frac{1}{\beta})$ and the real interest rate $r_t \equiv i_t - \mathbb{E}_t \pi_{t+1}$. Note that under the assumption of zero inflation in steady state, ρ is both the steady state nominal interest rate and steady state real interest rate. Taking the expectation at time t of both sides and applying the law of iterated expectations,

$$\mathbb{E}_t \hat{c}_{t+k} = \mathbb{E}_t \hat{c}_{t+k+1} - \frac{1}{\gamma} \mathbb{E}_t \hat{r}_{t+k}.$$

Using (C.96), $\forall k \geq 1$

$$\mathbb{E}_t \hat{r}_{t+k} = 0. \tag{C.98}$$

Next, find an expression for in terms of real interest rate path. Use the Fisher equation $r_t = i_t - \mathbb{E}_t \pi_{t+1}$ to show that $\mathbb{E}_t \hat{\pi}_{t+1} = 0$. Combining these two expressions gives inflation (and hence the price level) as a function of the path of the real interest rate. Again, under the assumption of zero inflation in the steady state, the Fisher equation is

$$r_t = i_t - \mathbb{E}_t \hat{\pi}_{t+1}.$$

Assuming the central bank follows the Taylor rule given by $i_t = \rho + \phi_\pi \hat{\pi}_t + \phi_y \hat{y}_t$,

$$\begin{aligned} r_t &= i_t - \mathbb{E}_t \hat{\pi}_{t+1}, \\ &= \rho + \phi_\pi \hat{\pi}_t + \phi_y \hat{y}_t - \mathbb{E}_t \hat{\pi}_{t+1}, \\ \hat{\pi}_t &= \frac{1}{\phi_\pi} [\hat{r}_t - \phi_y \hat{y}_t + \mathbb{E}_t \hat{\pi}_{t+1}]. \end{aligned}$$

Iterating forwards and using (C.97),

$$\hat{\pi}_t = \sum_{k=0}^{\infty} \frac{1}{\phi_\pi^{k+1}} \mathbb{E}_t \hat{r}_{t+k} - \sum_{k=0}^{\infty} \left(\frac{\phi_y}{\phi_\pi} \right)^{k+1} \mathbb{E}_t \hat{y}_{t+k}.$$

At $t + 1$, we have

$$\hat{\pi}_{t+1} = \sum_{k=0}^{\infty} \frac{1}{\phi_\pi^{k+1}} \mathbb{E}_{t+1} \hat{r}_{t+k+1} - \sum_{k=0}^{\infty} \left(\frac{\phi_y}{\phi_\pi} \right)^{k+1} \mathbb{E}_{t+1} \hat{y}_{t+k+1}.$$

Taking the expectation at time t of both sides and applying the law of iterated expectations,

$$\mathbb{E}_t \hat{\pi}_{t+1} = \sum_{k=0}^{\infty} \frac{1}{\phi_\pi^{k+1}} \mathbb{E}_t \hat{r}_{t+k+1} - \sum_{k=0}^{\infty} \left(\frac{\phi_y}{\phi_\pi} \right)^{k+1} \mathbb{E}_t \hat{y}_{t+k+1}.$$

Using (C.98) and (C.97),

$$\mathbb{E}_t \hat{\pi}_{t+1} = 0.$$

C.3 Optimal Wage Setting

Consider the wage chosen by a household that is able to re-optimize. Household i , supplying labor $N_{i,t}$, chooses wage $W_{i,t}$ to maximize utility,⁶⁷

$$\max_{W_{i,t}} \mathbb{E}_t \left[\sum_{k=0}^{\infty} (\beta \theta_w)^k \left(\frac{C_{i,t+k|t}^{1-\gamma}}{1-\gamma} + \Psi(1 - N_{i,t+k|t}) \right) \right]. \quad (\text{C.99})$$

Let $C_{i,t+k|t}$ and $N_{i,t+k|t}$ represent the consumption and labor supply in period $t + k$ of a household that last reset its wage in period t . Household i 's consumption index is given

⁶⁷See appendix section (C.7.1) for robustness to alternate preferences on labor supply.

by

$$C_{i,t} = \left[\int_0^1 \epsilon_{i,j,t}^{\frac{1}{\theta}} C_{i,j,t}^{\frac{\theta-1}{\theta}} dj \right]^{\frac{\theta}{\theta-1}},$$

where $C_{i,j,t}$ represents household i 's consumption of good j and $\theta > 1$ the elasticity of substitution between goods. The idiosyncratic preference shock for good j is log normally distributed ($\epsilon_{j,t} \equiv \log \epsilon_{j,t} \sim N(0, \sigma_\epsilon^2)$). The exponent $\frac{1}{\theta}$ on $\epsilon_{j,t}$ is intended to simplify expressions.

As the Calvo type wage setting is a constraint on the frequency of wage adjustment, equation (C.99) can be interpreted as the expected discounted sum of utilities generated over the period during which the wage remains unchanged at the level set in the current period. Optimization of (C.99) is subject a sequence of labor demand schedules and flow budget constraints that are effective while $W_{i,t}^*$ is in place. Labor expenditure minimization by firms implies the following demand for labor,⁶⁸

$$N_{i,t+k|t} = \left(\frac{W_{i,t}^*}{W_{t+k}} \right)^{-\epsilon_w} N_{t+k}, \quad (\text{C.100})$$

where $N_{t+k} = \int_0^1 N_{j,t+k} dj$ denotes aggregate employment in period $t+k$. Households face budget constraint

$$P_{i,t+k} C_{i,t+k|t} + E_{t+k} \{ Q_{i,t+k,t+k+1} D_{i,t+k+1|t} \} \leq D_{i,t+k|t} + W_{i,t}^* N_{i,t+k|t} + \Pi_{t+k}, \quad (\text{C.101})$$

where $D_{t+k|t}$ represents the market value of the portfolio of securities held in the beginning of the period by a household that last re-optimized their wage in period t , while $E_{t+k} \{ Q_{t+k,t+k+1} D_{t+k+1|t} \}$ is the corresponding market value in period $t+k$ of the portfolio of securities purchased in that period, yielding a random payoff $D_{t+k+1|t}$. Π_t represents dividends from ownership of firms.

The first order condition associated with this problem,

$$\sum_{k=0}^{\infty} (\beta \theta_w)^k \mathbb{E}_t \left[N_{i,t+k|t} U_c(C_{i,t+k|t}, N_{i,t+k|t}) \left(\frac{W_{i,t}^*}{P_{t+k}} - \frac{\epsilon_w}{\epsilon_w - 1} MRS_{i,t+k|t} \right) \right] = 0,$$

where $U(C, N) \equiv \frac{C^{1-\gamma}}{1-\gamma} + \Psi(1-N)$, $U_c \equiv \frac{\partial U}{\partial C}$, and $MRS_{i,t+k|t} \equiv -\frac{U_n(C_{i,t+k|t}, N_{i,t+k|t})}{U_c(C_{i,t+k|t}, N_{i,t+k|t})}$. Log-

⁶⁸See appendix (C.4) for intermediate steps.

linearizing this expression, an approximate expression for the optimal wage,

$$w_{i,t}^* = \log\left(\frac{\varepsilon_w}{\varepsilon_w - 1}\right) + (1 - \beta\theta_w) \sum_{k=0}^{\infty} (\beta\theta_w)^k \mathbb{E}_t(mrs_{i,t+k|t} + p_{t+k}).$$

Under the assumption of full consumption risk sharing across households (through a complete set of securities markets, which equalizes the marginal utility of consumption across households), all households resetting their wage in a given period will choose the same wage, w_t^* , as they face the same problem. An alternative expression for the optimal nominal wage chosen by monopolistically competitive households who can adjust in time t is given by

$$w_t^* = \beta\theta_w \mathbb{E}_t(w_{t+1}^*) + (1 - \beta\theta_w)(w_t - [1 - \varepsilon_w\varphi]^{-1} \hat{\mu}_t^w), \quad (\text{C.102})$$

where $\hat{\mu}_t^w \equiv \mu_t^w - \mu^w$ defines the deviations of the economy's log average wage markup ($\mu_t^w \equiv w_t - p_t - mrs_t$) from its steady state level (μ^w).

Defining W_t as the aggregate nominal wage index,

$$W_t \equiv \left[\int_0^1 W_{i,t}^{1-\varepsilon_w} di \right]^{\frac{1}{1-\varepsilon_w}},$$

the evolution of the aggregate wage index is given by

$$W_t = \left[\theta_w W_{t-1}^{1-\varepsilon_w} + (1 - \theta_w)(W_t^*)^{1-\varepsilon_w} \right]^{\frac{1}{1-\varepsilon_w}}.$$

Log-linearized around a zero wage inflation steady state,

$$w_t = \theta_w w_{t-1} + (1 - \theta_w) w_t^*. \quad (\text{C.103})$$

Combining (C.102) and (C.103) yields the wage inflation equation

$$\pi_t^w = \beta \mathbb{E}_t \pi_{t+1}^w - \lambda_w \hat{\mu}_t^w,$$

where $\lambda_w \equiv \frac{(1-\theta_w)(1-\beta\theta_w)}{\theta_w(1+\varepsilon_w\varphi)}$ is a measure of wage flexibility.

C.4 Labor demand

Firm j produces output $Y_{j,t}$ according to the production function

$$Y_{j,t} = AN_{j,t},$$

where $N_{j,t}$ is an index of labor input used by firm j and is defined as

$$N_{j,t} = \left[\int_0^1 N_{i,j,t}^{1-\frac{1}{\epsilon_w}} di \right]^{\frac{\epsilon_w}{\epsilon_w-1}},$$

capturing the use of a continuum of differentiated labor services. $N_{i,j,t}$ is the quantity of type i labor employed by firm j in period t . The parameter ϵ_w represents the elasticity of substitution among labor varieties. From firm minimization of labor expenditure, the following labor demand schedules are obtained,

$$N_{i,j,t} = \left(\frac{W_{i,t}}{W_t} \right)^{-\epsilon_w} N_{j,t}.$$

W_t is the aggregate nominal wage index, defined as

$$W_t \equiv \left[\int_0^1 W_{i,t}^{1-\epsilon_w} di \right]^{\frac{1}{1-\epsilon_w}}.$$

Aggregating across firms, the demand for type i labor is

$$N_{i,t} = \int_0^1 N_{i,j,t} dj = \left(\frac{W_{i,t}}{W_t} \right)^{-\epsilon_w} \int_0^1 N_{j,t} dj = \left(\frac{W_{i,t}}{W_t} \right)^{-\epsilon_w} N_t.$$

C.5 Sentiment-driven equilibrium steady state

As shown in [Benhabib et al. \(2015\)](#): First, express $y_{j,t}$ as a function of the shocks $(\epsilon_{j,t}, z_t)$. The firm's optimal production, incorporating households' optimal labor supply decision (A.1), and contingent on signal $s_{j,t}$ is

$$Y_{j,t} = \left[\left(1 - \frac{1}{\theta} \right) \frac{A}{\Psi} \mathbb{E}_t [\epsilon_{j,t}^{\frac{1}{\theta}} Y_t^{\frac{1}{\theta}-1} | S_{j,t}] \right]^{\theta}.$$

Let $\varepsilon_{j,t} \equiv \log \varepsilon_{j,t} \sim N(0, \sigma_\varepsilon^2)$ and $z_t \equiv (\log Z_t) - \phi_0 \sim N(0, \sigma_z^2)$, firm j 's signal is

$$S_{j,t} = \varepsilon_{j,t}^\lambda Z_t^{1-\lambda}.$$

Without loss of generality, normalize $\left(1 - \frac{1}{\theta}\right) \frac{A}{\Psi}$ to 1. Firm production is then

$$Y_{j,t} = \left(\mathbb{E}_t[\varepsilon_{j,t}^{\frac{1}{\theta}} Y_t^{\frac{1}{\theta}-1} | s_{j,t}] \right)^\theta.$$

Define $y_t \equiv (\log Y_t) - \phi_0$. Unless specified otherwise, let lower-case letters represent the variable in logs. In this equilibrium, as aggregate demand is sentiment driven, we can replace y_t in the firm's response with z_t ,

$$y_{j,t} = (1 - \theta)\phi_0 + \theta \log \mathbb{E}_t \left[\exp \left(\frac{1}{\theta} \varepsilon_{j,t} + \frac{1-\theta}{\theta} z_t \right) | s_{j,t} \right].$$

To compute the conditional expectation, note that $\mathbb{E}_t \left[\exp \left(\frac{1}{\theta} \varepsilon_{j,t} + \frac{1-\theta}{\theta} z_t \right) | s_{j,t} \right]$ is the moment generating function of normal random variable $\left(\frac{1}{\theta} \varepsilon_{j,t} + \frac{1-\theta}{\theta} z_t \right) | s_{j,t}$. Then

$$\mathbb{E}_t \left[\exp \left(\frac{1}{\theta} \varepsilon_{j,t} + \frac{1-\theta}{\theta} z_t \right) | s_{j,t} \right] = \exp \left[\mathbb{E}_t \left(\frac{1}{\theta} \varepsilon_{j,t} + \frac{1-\theta}{\theta} z_t | s_{j,t} \right) + \frac{1}{2} \text{Var} \left(\frac{1}{\theta} \varepsilon_{j,t} + \frac{1-\theta}{\theta} z_t | s_{j,t} \right) \right],$$

where

$$\mathbb{E}_t \left(\frac{1}{\theta} \varepsilon_{j,t} + \frac{1-\theta}{\theta} z_t | s_{j,t} \right) = \frac{\text{cov}(\frac{1}{\theta} \varepsilon_{j,t} + \frac{1-\theta}{\theta} z_t, s_{j,t})}{\text{var}(s_{j,t})} s_{j,t}, \quad (\text{C.104})$$

$$= \frac{\frac{1}{\theta} \lambda \sigma_\varepsilon^2 + \frac{1-\theta}{\theta} (1-\lambda) \sigma_z^2}{\lambda^2 \sigma_\varepsilon^2 + (1-\lambda)^2 \sigma_z^2} (\lambda \varepsilon_{j,t} + (1-\lambda) z_t). \quad (\text{C.105})$$

For now, let $\Omega_s \equiv \text{Var} \left(\frac{1}{\theta} \varepsilon_{j,t} + \frac{1-\theta}{\theta} z_t | s_{j,t} \right)$. As $\frac{1}{\theta} \varepsilon_{j,t}, \frac{1-\theta}{\theta} z_t$ are Gaussian, Ω_s does not depend on $s_{j,t}$.

$$y_{j,t} = (1 - \theta)\phi_0 + \theta \frac{\frac{1}{\theta} \lambda \sigma_\varepsilon^2 + \frac{1-\theta}{\theta} (1-\lambda) \sigma_z^2}{\lambda^2 \sigma_\varepsilon^2 + (1-\lambda)^2 \sigma_z^2} (\lambda \varepsilon_{j,t} + (1-\lambda) z_t) + \frac{\theta}{2} \Omega_s, \quad (\text{C.106})$$

$$\equiv \varphi_0 + \theta \mu (\lambda \varepsilon_{j,t} + (1-\lambda) z_t), \quad (\text{C.107})$$

where

$$\mu = \frac{\frac{1}{\theta}\lambda\sigma_\varepsilon^2 + \frac{1-\theta}{\theta}(1-\lambda)\sigma_z^2}{\lambda^2\sigma_\varepsilon^2 + (1-\lambda)^2\sigma_z^2}, \quad (\text{C.108})$$

$$\varphi_0 = (1-\theta)\phi_0 + \frac{\theta}{2}\Omega_s. \quad (\text{C.109})$$

Using equilibrium condition (A.7) which equates aggregate demand and aggregate supply, get an expression for y_t in terms of $y_{j,t}$,

$$\begin{aligned} \left(1 - \frac{1}{\theta}\right) \log Y_t &= \log \left(\int \epsilon_{j,t}^{\frac{1}{\theta}} Y_{j,t}^{\frac{\theta-1}{\theta}} dj \right), \\ \left(1 - \frac{1}{\theta}\right) (\phi_0 + z_t) &= \log \mathbb{E}_t \left(\epsilon_{j,t}^{\frac{1}{\theta}} Y_{j,t}^{\frac{\theta-1}{\theta}} \right), \\ &= \log \mathbb{E}_t \left(\exp \left[\frac{1}{\theta} \varepsilon_{j,t} + \frac{\theta-1}{\theta} y_{j,t} \right] \right). \end{aligned}$$

Replacing $y_{j,t}$ with (C.107) and using the properties of a moment generating function for normal random variable $\left[\frac{1}{\theta} \varepsilon_{j,t} + \frac{\theta-1}{\theta} [\varphi_0 + \theta\mu(\lambda\varepsilon_{j,t} + (1-\lambda)z_t)] \right]$,

$$\begin{aligned} \left(1 - \frac{1}{\theta}\right) (\phi_0 + z_t) &= \log \mathbb{E}_t \left(\exp \left[\frac{1}{\theta} \varepsilon_{j,t} + \frac{\theta-1}{\theta} [\varphi_0 + \theta\mu(\lambda\varepsilon_{j,t} + (1-\lambda)z_t)] \right] \right), \quad (\text{C.110}) \\ &= \left(1 - \frac{1}{\theta}\right) \varphi_0 + \left[\frac{\theta-1}{\theta} \theta\mu(1-\lambda) \right] z_t + \frac{1}{2} \left[\frac{1}{\theta} + \frac{\theta-1}{\theta} \theta\mu\lambda \right]^2 \sigma_\varepsilon^2, \quad (\text{C.111}) \end{aligned}$$

$$\left(\frac{\theta-1}{\theta} \right) (\phi_0 + z_t) = \frac{\theta-1}{\theta} \varphi_0 + \frac{\theta-1}{\theta} \theta\mu(1-\lambda)z_t + \frac{1}{2} \left(\frac{1}{\theta} + \frac{\theta-1}{\theta} \theta\mu\lambda \right)^2 \sigma_\varepsilon^2. \quad (\text{C.112})$$

Match the coefficients in (C.112) to get two constraints for the parameters to be determined, ϕ_0, σ_z^2 ,

$$\theta\mu = \frac{1}{1-\lambda}, \quad (\text{C.113})$$

$$\frac{\theta-1}{\theta} \phi_0 = \frac{\theta-1}{\theta} \varphi_0 + \frac{1}{2} \left(\frac{1}{\theta} + \frac{\theta-1}{\theta} \theta\mu\lambda \right)^2 \sigma_\varepsilon^2. \quad (\text{C.114})$$

σ_z^2 can be solved for in terms of the structural parameters using using the first constraint and (C.108)

$$\sigma_z^2 = \frac{\lambda(1-2\lambda)}{(1-\lambda)^2\theta} \sigma_\varepsilon^2. \quad (\text{C.115})$$

From (C.112):

$$\phi_0 = \varphi_0 + \frac{1-\theta}{2} \frac{1}{\theta} \left[\frac{1}{\theta-1} + \frac{\lambda}{1-\lambda} \right]^2 \sigma_\varepsilon^2.$$

Substituting for φ_0 and simplifying,

$$\phi_0 = \frac{\Omega_s}{2} - \log \psi + \frac{1-\theta}{2\theta} \frac{1}{\theta} \left[\frac{1}{\theta-1} + \frac{\lambda}{1-\lambda} \right]^2 \sigma_\varepsilon^2.$$

$$\begin{aligned} \Omega_s &\equiv \text{var} \left(\frac{1}{\theta} \varepsilon_{j,t} + \frac{1-\theta}{\theta} z_t | s_{j,t} \right) \\ &= \text{var} \left(\frac{1}{\theta} \varepsilon_{j,t} + \frac{1-\theta}{\theta} z_t \right) - \frac{[\text{cov}(\frac{1}{\theta} \varepsilon_{j,t} + \frac{1-\theta}{\theta} z_t, s_{j,t})]^2}{\text{var}(s_{j,t})} \\ \Omega_s &= \left(\frac{1}{\theta} \right)^2 \sigma_\varepsilon^2 + \left(\frac{1-\theta}{\theta} \right)^2 \sigma_z^2 - \mu \left[\frac{1}{\theta} \lambda \sigma_\varepsilon^2 + \frac{1-\theta}{\theta} (1-\lambda) \sigma_z^2 \right] \\ &= \left(\frac{1}{\theta} \right)^2 \sigma_\varepsilon^2 + \left(\frac{1-\theta}{\theta} \right)^2 \sigma_z^2 - \left(\frac{1}{\theta} \frac{1}{1-\lambda} \right) \left[\frac{1}{\theta} \lambda \sigma_\varepsilon^2 + \frac{1-\theta}{\theta} (1-\lambda) \sigma_z^2 \right] \\ &= \frac{1}{\theta^2} \left(1 - \frac{\lambda}{1-\lambda} \right) \sigma_\varepsilon^2 + \frac{1-\theta}{\theta^2} (-\theta \sigma_z^2) \end{aligned}$$

where the third equality uses (C.104) and (C.108). Incorporating (C.115),

$$\Omega_s = \frac{1}{\theta^2} \left(1 - \frac{\lambda}{1-\lambda} \right) \left(1 + (1-\theta) \left(-\frac{\lambda}{1-\lambda} \right) \right) \sigma_\varepsilon^2.$$

Simplifying,

$$\Omega_s = \frac{(1-\lambda)(1-2\lambda) + (\theta-1)\lambda(1-2\lambda)}{\theta^2(1-\lambda)^2} \sigma_\varepsilon^2.$$

Then by (C.109) and (C.114),

$$\phi_0 = \frac{(1-\lambda)(\theta-1)\lambda}{\theta(1-\lambda)} \underbrace{\frac{1}{2(\theta-1)}}_{\phi_0^*} \sigma_\varepsilon^2,$$

where ϕ_0^* denotes the steady state of the fundamental equilibrium (See section (B.1.5)).

C.6 Proof of Proposition 12

In a sentiment driven equilibrium with price-setting firms, aggregate demand may be driven by sentiments. In a self-fulfilling equilibrium, $Y_t = Z_t$. To find the volatility of output and its mean in this equilibrium,

First, find an expression for $\log P_{j,t}$ in terms of the shocks, $\log \epsilon_{j,t}$ and $\log Y_t$. From (B.39),

$$P_{j,t} = \left(\frac{\theta}{\theta - 1} \right) \Psi \frac{\mathbb{E}[\epsilon_{j,t}^{1-\tau} Y_t^{\gamma+1} | s_{j,t}]}{\mathbb{E}[\epsilon_{j,t} Y_t | s_{j,t}]}.$$

Without loss of generality, normalize $\frac{\theta}{\theta-1} \Psi$ to 1. Taking the log of this expression,

$$p_{j,t} = \log \mathbb{E}_t[Y_t^{\gamma+1} \epsilon_{j,t}^{1-\tau} | s_{j,t}] - \log \mathbb{E}_t[\epsilon_{j,t} Y_t | s_{j,t}].$$

Using the properties of a moment generating function for a normal random variable, the first term can be expressed as

$$\log \mathbb{E}_t[Y_t^{\gamma+1} \epsilon_{j,t}^{1-\tau} | s_{j,t}] = \log \mathbb{E}_t[e^{(\gamma+1)(y_t+\phi_0)+(1-\tau)\epsilon_{j,t}} | s_{j,t}] \quad (\text{C.116})$$

$$= (\gamma+1)\phi_0 + \mathbb{E}_t[(\gamma+1)y_t + (1-\tau)\epsilon_{j,t} | s_{j,t}] + \frac{1}{2} \underbrace{\text{Var}[(\gamma+1)y_t + (1-\tau)\epsilon_{j,t} | s_{j,t}]}_{\Omega_1} \quad (\text{C.117})$$

$$= (\gamma+1)\phi_0 + \underbrace{\frac{(\gamma+1)(1-\lambda)\sigma_z^2 + (1-\tau)\lambda\sigma_\epsilon^2}{\lambda^2\sigma_\epsilon^2 + (1-\lambda)^2\sigma_z^2}}_{\mu_1} s_{j,t} + \frac{1}{2}\Omega_1 \quad (\text{C.118})$$

$$= (\gamma+1)\phi_0 + \mu_1 s_{j,t} + \frac{1}{2}\Omega_1. \quad (\text{C.119})$$

Similarly, the second term can be expressed as:

$$\log \mathbb{E}_t[\epsilon_{j,t} Y_t | s_{j,t}] = \log \mathbb{E}_t[e^{\epsilon_{j,t}+y_t+\phi_0} | s_{j,t}] \quad (\text{C.120})$$

$$= \phi_0 + \mathbb{E}_t[\epsilon_{j,t} + y_t | s_{j,t}] + \frac{1}{2} \underbrace{\text{Var}[\epsilon_{j,t} + y_t | s_{j,t}]}_{\Omega_2} \quad (\text{C.121})$$

$$= \phi_0 + \underbrace{\frac{(1-\lambda)\sigma_z^2 + \lambda\sigma_\epsilon^2}{\lambda^2\sigma_\epsilon^2 + (1-\lambda)^2\sigma_z^2}}_{\mu_2} s_{j,t} + \frac{1}{2}\Omega_2 \quad (\text{C.122})$$

$$= \phi_0 + \mu_2 s_{j,t} + \frac{1}{2}\Omega_2. \quad (\text{C.123})$$

Then

$$p_{j,t} = \underbrace{\gamma\phi_0 + \frac{1}{2}(\Omega_1 - \Omega_2)}_{\varphi_0} + \underbrace{\frac{\gamma(1-\lambda)\sigma_z^2 - \tau\lambda\sigma_\varepsilon^2}{\lambda^2\sigma_\varepsilon^2 + (1-\lambda)^2\sigma_z^2}}_{\bar{\mu} \equiv \mu_1 - \mu_2} s_{j,t} \quad (\text{C.124})$$

$$= \varphi_0 + \bar{\mu}(\lambda\varepsilon_{j,t} + (1-\lambda)z_t). \quad (\text{C.125})$$

Next, substitute (C.125) into the aggregate price index and use the normalization of $P_t = 1$ to solve for φ_0 and σ_z^2 . Taking the log of (B.38),

$$\begin{aligned} (1-\theta)p_t &= \log \mathbb{E}[\varepsilon_{j,t} P_{j,t}^{1-\theta}] \\ &= \log \mathbb{E}[e^{\varepsilon_{j,t} + (1-\theta)p_{j,t}}] \\ &= \log \mathbb{E}[e^{\varepsilon_{j,t} + (1-\theta)(\varphi_0 + \bar{\mu}(\lambda\varepsilon_{j,t} + (1-\lambda)z_t))}]. \end{aligned}$$

By the properties of the moment generating function for normally distributed variables,

$$\begin{aligned} (1-\theta)p_t &= (1-\theta)\varphi_0 + \frac{1}{2}\text{Var}([1 + (1-\theta)\bar{\mu}\lambda]\varepsilon_{j,t}) + (1-\theta)\bar{\mu}(1-\lambda)z_t \\ &= (1-\theta)\varphi_0 + \frac{[1 + (1-\theta)\bar{\mu}\lambda]^2}{2}\sigma_\varepsilon^2 + (1-\theta)\bar{\mu}(1-\lambda)z_t \\ p_t &= \varphi_0 + \frac{[1 + (1-\theta)\bar{\mu}\lambda]^2}{2(1-\theta)}\sigma_\varepsilon^2 + \bar{\mu}(1-\lambda)z_t. \end{aligned}$$

As P_t is normalized to 1, $p_t \equiv \log P_t = 0$,

$$0 = \varphi_0 + \frac{[1 + (1-\theta)\bar{\mu}\lambda]^2}{2(1-\theta)}\sigma_\varepsilon^2 + \bar{\mu}(1-\lambda)z_t. \quad (\text{C.126})$$

Two constraints result from equating the coefficients in (C.126):

$$\begin{aligned} \bar{\mu}(1-\lambda) &= 0, \\ \varphi_0 + \frac{[1 + (1-\theta)\bar{\mu}\lambda]^2}{2(1-\theta)}\sigma_\varepsilon^2 &= 0. \end{aligned}$$

The first constraint implies $\bar{\mu} = 0$, since $\theta > 1$ and $\lambda \in (0, 1)$. Then by (C.125),

$$\sigma_z^2 = \frac{\lambda}{1-\lambda} \frac{\tau}{\gamma} \sigma_\varepsilon^2. \quad (\text{C.127})$$

From the second constraint, using $\bar{\mu} = 0$,

$$\varphi_0 = \frac{1}{2(\theta - 1)}\sigma_\varepsilon^2. \quad (\text{C.128})$$

Finally, (C.127) and (C.128) can be used to find the steady state of the sentiment-driven equilibrium (ϕ_0). It can be shown that this steady state is lower than that of the fundamental equilibrium. Rearranging the terms in (C.125), where φ_0 was initially defined,

$$\phi_0 = \frac{1}{\gamma} \left[\varphi_0 - \frac{1}{2}(\Omega_1 - \Omega_2) \right]. \quad (\text{C.129})$$

In (C.117), $\Omega_1 \equiv \text{Var}[(\gamma + 1)y_t + (1 - \tau)\varepsilon_{j,t}|s_{j,t}]$. The conditional variance of a normally distributed random variable can be decomposed as

$$\begin{aligned} \Omega_1 &= \text{Var}[(\gamma + 1)y_t + (1 - \tau)\varepsilon_{j,t}] - \frac{(\text{cov}[(\gamma + 1)y_t + (1 - \tau)\varepsilon_{j,t}, s_{j,t}])^2}{\text{Var}(s_{j,t})} \\ &= (\gamma + 1)^2\sigma_z^2 + (1 - \tau)^2\sigma_\varepsilon^2 - \mu_1(\text{cov}[(\gamma + 1)y_t + (1 - \tau)\varepsilon_{j,t}, s_{j,t}]) \\ &= (\gamma + 1)^2\sigma_z^2 + (1 - \tau)^2\sigma_\varepsilon^2 - \mu_1[(\gamma + 1)(1 - \lambda)\sigma_z^2 + (1 - \tau)\lambda\sigma_\varepsilon^2], \end{aligned}$$

where μ_1 is defined in (C.118). Substituting σ_z^2 with (C.127),

$$\Omega_1 = (\gamma + 1)^2\sigma_z^2 + (1 - \tau)^2\sigma_\varepsilon^2 - \mu_1 \frac{\lambda(\tau + \gamma)}{\gamma}\sigma_\varepsilon^2.$$

By the same procedure, $\Omega_2 \equiv \text{Var}[\varepsilon_{j,t} + y_t|s_{j,t}]$ is equivalent to

$$\begin{aligned} \Omega_2 &= \text{Var}[y_t + \varepsilon_{j,t}] - \frac{(\text{cov}[y_t + \varepsilon_{j,t}, s_{j,t}])^2}{\text{Var}(s_{j,t})} \\ &= \sigma_\varepsilon^2 + \sigma_z^2 - \mu_2(\text{cov}[\varepsilon_{j,t} + z_t, s_{j,t}]) \\ &= \sigma_\varepsilon^2 + \sigma_z^2 - \mu_2 \frac{\lambda(\tau + \gamma)}{\gamma}\sigma_\varepsilon^2, \end{aligned}$$

where μ_2 is defined in (C.122).

Then, substituting φ_0 with (C.128) in (C.129), ϕ_0 can be expressed as

$$\begin{aligned} \phi_0 &= \frac{1}{\gamma} \left[\frac{1}{2(\theta - 1)}\sigma_\varepsilon^2 - \frac{1}{2}(\Omega_1 - \Omega_2) \right] \\ &= \frac{1}{\gamma} \left[\frac{1}{2(\theta - 1)}\sigma_\varepsilon^2 - \frac{1}{2} \left([(\gamma + 1)^2 - 1]\sigma_z^2 + [(1 - \tau)^2 - 1]\sigma_\varepsilon^2 - \frac{\lambda(\tau + \gamma)}{\gamma}(\mu_1 - \mu_2)\sigma_\varepsilon^2 \right) \right]. \end{aligned}$$

Note that equating coefficients in (C.126) implies that $\bar{\mu} \equiv \mu_1 - \mu_2 = 0$,

$$\begin{aligned}\phi_0 &= \frac{1}{\gamma} \left[\frac{1}{2(\theta-1)} \sigma_\varepsilon^2 - \frac{1}{2} \left([(\gamma+1)^2 - 1] \sigma_z^2 + [(1-\tau)^2 - 1] \sigma_\varepsilon^2 \right) \right] \\ &= \frac{1}{\gamma} \left[\frac{1}{2(\theta-1)} \sigma_\varepsilon^2 - \frac{1}{2} \tau \left(\frac{\lambda}{1-\lambda} [\gamma+2] + [\tau-2] \right) \sigma_\varepsilon^2 \right] \\ &= \frac{1}{2(\theta-1)} \frac{1}{\gamma} \left[1 - \tau(\theta-1) \left(\frac{\lambda}{1-\lambda} [\gamma+2] + [\tau-2] \right) \right] \sigma_\varepsilon^2.\end{aligned}$$

Finally, it can be shown that the steady state of output in the imperfect information case is less than its counterpart in the perfect information case ($\phi_0 < \phi_0^*$), where ϕ_0^* is specified in (B.51). Note that $\phi_0 < \phi_0^*$ if

$$1 - \tau(\theta-1) \left(\frac{\lambda}{1-\lambda} [\gamma+2] + [\tau-2] \right) < [1 + \tau(\theta-1)]^2.$$

As $\theta > 1, \tau > 0, \lambda \in (0, 1)$, the above inequality is true if

$$\tau > -\theta(\gamma+2) \frac{\lambda}{1-\lambda}.$$

or alternatively,

$$\gamma > - \left[\frac{\tau(1-\lambda)}{\theta\lambda} + 2 \right].$$

C.6.1 Effect of increasing CB's response to wage inflation (ϕ_π^w)

- $\phi_\pi^w = 0$:

$$\hat{w}_t^r = (\gamma + \phi_y) \hat{z}_t$$

$$\pi_t^w = \lambda_w [1 - (\gamma + \phi_y)] \hat{z}_t$$

$$\pi_t = [(\lambda_w + 1)(1 - [\gamma + \phi_y]) - 1] \hat{z}_t + \hat{w}_{t-1}^r$$

- $\phi_{\pi}^w \rightarrow \infty$:

$$\hat{w}_t^r \rightarrow \hat{z}_t$$

$$\pi_t^w \rightarrow 0$$

$$\pi_t \rightarrow -\hat{z}_t + \hat{w}_{t-1}^r$$

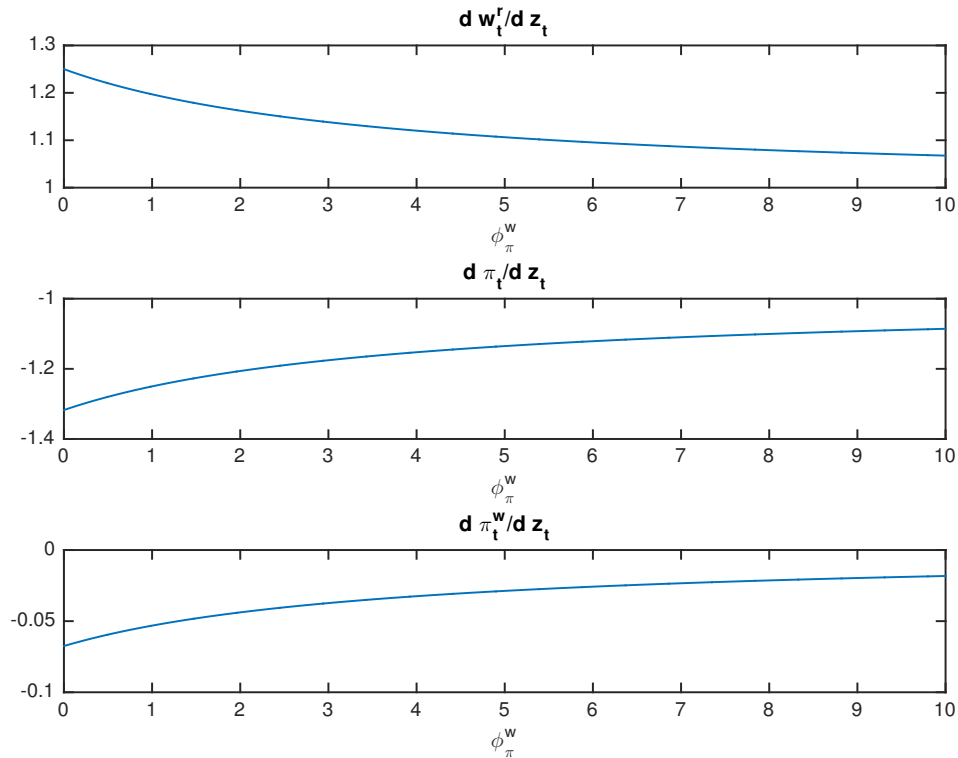
- **Plots:**

$$\frac{\partial}{\partial \phi_{\pi}^w} \frac{\partial \hat{w}_t^r}{\partial \hat{z}_t} = \frac{\lambda_w [1 - (\gamma + \phi_y)]}{(1 + \phi_{\pi}^w \lambda_w)^2} < 0$$

$$\frac{\partial}{\partial \phi_{\pi}^w} \frac{\partial \pi_t^w}{\partial \hat{z}_t} = \frac{-\lambda_w^2 [1 - (\gamma + \phi_y)]}{(1 + \phi_{\pi}^w \lambda_w)^2} > 0$$

$$\frac{\partial}{\partial \phi_{\pi}^w} \frac{\partial \pi_t}{\partial \hat{z}_t} = \frac{-\lambda_w (\lambda_w + 1) [1 - (\gamma + \phi_y)]}{(1 + \phi_{\pi}^w \lambda_w)^2} > 0$$

As ϕ_{π}^w increases, π_t (and thus p_t) decreases by less, π_t^w (and thus w_t) decreases by less, and w_t^r increases by less.



C.6.2 Effect of increasing wage flexibility

- $\lambda_w = 0$ (**completely sticky wages**): When wages are unadjustable, wage inflation is equal to zero, and the nominal interest rate does not change. Then, the real interest rate falls solely through an increase in expected price inflation (fall in p_t).

$$\begin{aligned}\hat{w}_t^r &= (\gamma + \phi_y)\hat{z}_t \\ \pi_t^w &= 0 \\ \pi_t &= -(\gamma + \phi_y)\hat{z}_t + \hat{w}_{t-1}^r\end{aligned}$$

- $\lambda_w \rightarrow \infty$ (**completely flexible wages**): When wages are flexible, wage inflation decreases (w_t falls) in order for the nominal interest rate to fall. Then, the real interest rate falls through a combination of an increase in expected price inflation (fall in p_t) and a decrease in the nominal interest rate. Therefore, expected price inflation does not need to increase by as much, relative to the case where wages are completely sticky, and so p_t falls by less. Since w_t falls and p_t falls by less, w_t^r increases by less. As $\lambda_w \rightarrow \infty$,

$$\hat{w}_t^r = \frac{\phi_\pi^w + \frac{\gamma + \phi_y}{\lambda_w}}{\frac{1}{\lambda_w} + \phi_\pi^w} \hat{z}_t \rightarrow \hat{z}_t \quad (\text{C.130})$$

$$\pi_t^w = \frac{1 - (\gamma + \phi_y)}{\frac{1}{\lambda_w} + \phi_\pi^w} \hat{z}_t \rightarrow \frac{1 - (\gamma + \phi_y)}{\phi_\pi^w} \hat{z}_t \quad (\text{C.131})$$

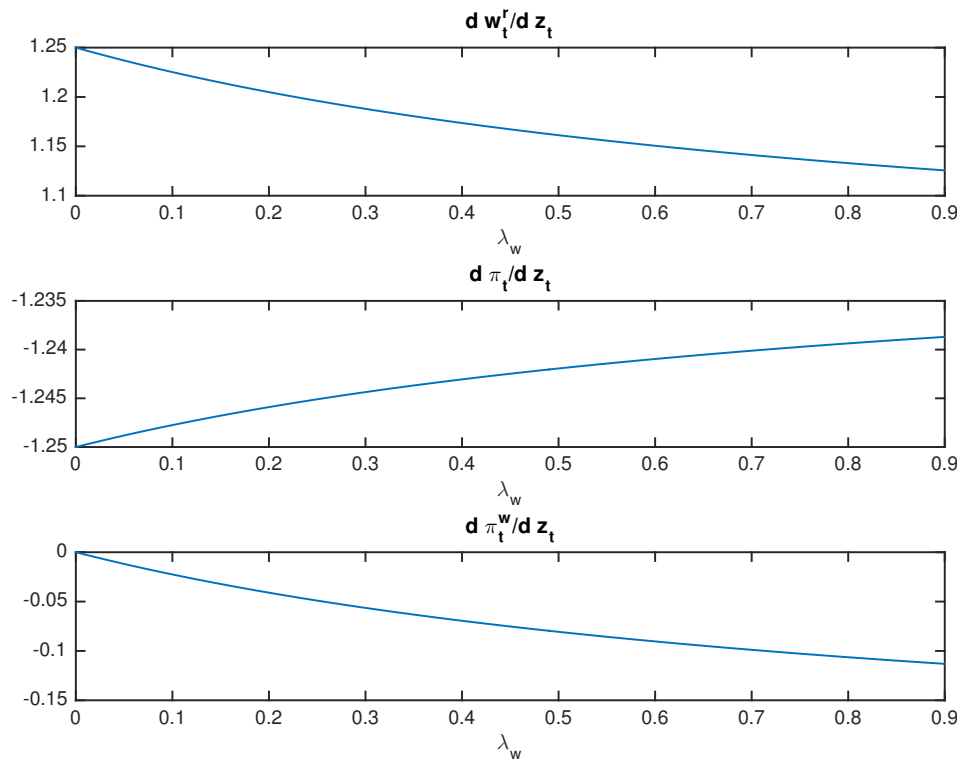
$$\pi_t = \left[\frac{\left(1 + \frac{1}{\lambda_w}\right) [1 - (\gamma + \phi_y)]}{\phi_\pi^w + \frac{1}{\lambda_w}} - 1 \right] \hat{z}_t + \hat{w}_{t-1}^r \rightarrow \left[\frac{1 - (\gamma + \phi_y)}{\phi_\pi^w} - 1 \right] \hat{z}_t + \hat{w}_{t-1}^r \quad (\text{C.132})$$

Note that under perfectly flexible wages, the central bank's response to wage inflation (ϕ_π^w) has no effect on the real wage.

- **Plots:**

$$\begin{aligned}\frac{\partial}{\partial \lambda_w} \frac{\partial \hat{w}_t^r}{\partial \hat{z}_t} &= \frac{\phi_\pi^w [1 - (\gamma + \phi_y)]}{(1 + \phi_\pi^w \lambda_w)^2} < 0 \\ \frac{\partial}{\partial \lambda_w} \frac{\partial \pi_t^w}{\partial \hat{z}_t} &= \frac{1 - (\gamma + \phi_y)}{(1 + \phi_\pi^w \lambda_w)^2} < 0 \\ \frac{\partial}{\partial \lambda_w} \frac{\partial \pi_t}{\partial \hat{z}_t} &= \frac{(1 - \phi_\pi^w) [1 - (\gamma + \phi_y)]}{(1 + \phi_\pi^w \lambda_w)^2} > 0\end{aligned}$$

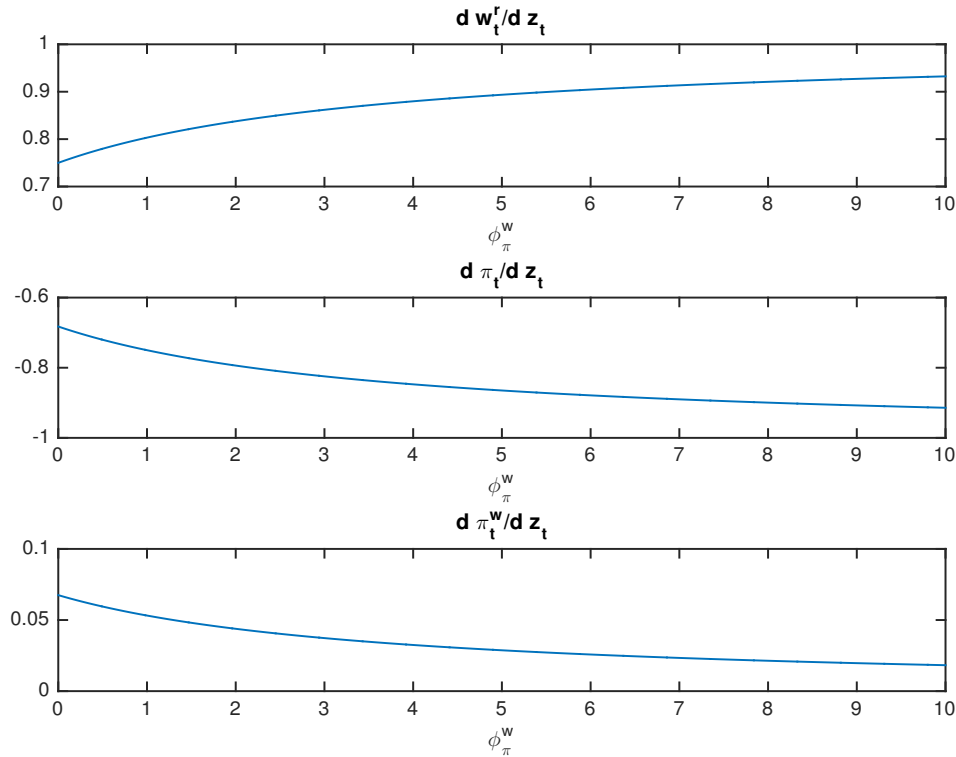
As λ_w increases, π_t (and thus p_t) decreases by less, π_t^w (and thus w_t) decreases by more, and w_t^r increases by less.



The x-axis corresponds to values of λ_w consistent with $\theta_w = 0.4$ to 0.8 .

C.6.3 Effect of risk-aversion

Note that the result $\frac{\sigma_z^2}{\phi_{\pi}^w}$ depends on a sufficient level of risk-aversion. Consider $\gamma = 0.5$,

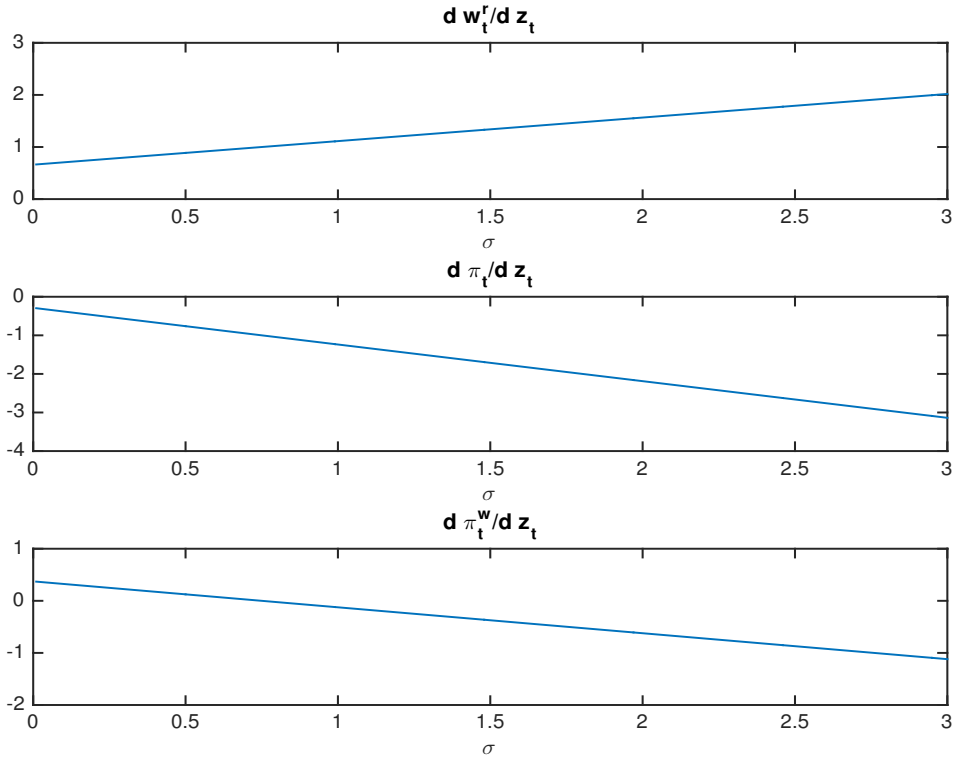


This points to a primary effect and a secondary effect of a response to z_t . The first way in which a self-fulfilling positive z_t is fulfilled is through a decrease in the price level, which results in an increased real wage. As a result, expected price inflation increases without a change in the nominal interest rate. However, if the resulting increase in consumption is not sufficient (if γ is high), wage inflation may need to fall as well so that the real interest rate decreases by more when the nominal interest rate falls. The result is that real interest rate falls through both an increase in expected price inflation and a decrease in the nominal interest rate.

C.6.4 Role of substitution versus wealth effect (γ)

- A decrease in the real interest rate has two opposing effects on consumption. The *substitution effect*: as the real interest rate falls, consumption increases as the return from savings offers lower utility than additional consumption. Consumption and savings are substitutes, and as the return from savings decreases, consumption increases. The *wealth effect* refers to a less known dynamic: as the real interest rate falls, the reduced return on savings decreases. As a result of this fall in the return to savings, households consume less.
- When γ is sufficiently small, the wealth effect dominates. From the households' optimal inter-temporal consumption decision (15), a decrease in γ renders the real interest

rate more effective in changing consumption



For γ low, a smaller fall in the real interest rate is required to increase consumption on the household side. Thus, in a self-fulfilling equilibrium, wage inflation does not need to fall by as much. In equilibrium, the real wage increases when by more when γ is low.

C.7 Robustness of results to alternative preferences

C.7.1 Non-linear disutility of labor, firm sets quantity

In the quantity setting case, a non-linear disutility of labor implies that the real wage must increase by more in a sentiment-driven equilibrium (relative to the case of linear disutility of labor).⁶⁹ As a result, firm level output is characterized by more substitutability with respect to aggregate output, and sentiments are less volatile.

Consider a more general utility function for households that is non-linear in labor supply. Households choose labor supply (N_t) to maximize utility

$$\max_{N_t} \frac{C_t^{1-\gamma}}{1-\gamma} - \frac{N_t^{1+\varphi}}{1+\varphi}$$

⁶⁹With a linear disutility of labor, labor supply responds strongly to a change in the real wage.

subject to budget constraint

$$P_t C_t \leq W_t N_t + \Pi_t.$$

The resulting first order condition,

$$\begin{aligned} \frac{-U_n}{U_c} &= \frac{W_t}{P_t} \\ C_t^\gamma N_t^\varphi &= \frac{W_t}{P_t} \end{aligned}$$

implies that the price level is

$$P_t = \frac{W_t}{C_t^\gamma N_t^\varphi}.$$

Substituting N_t with the production function $Y_t = AN_t$ and applying the market clearing condition, $Y_t = C_t$,

$$P_t = \frac{W_t}{C_t^{\gamma+\varphi}} A^\varphi. \quad (\text{C.133})$$

From (A.6) The firms' first order condition is

$$Y_{j,t} = \left[\left(1 - \frac{1}{\theta}\right) A \mathbb{E}_t \left[(\epsilon_{j,t} Y_t)^{\frac{1}{\theta}} \frac{P_t}{W_t} | s_{j,t} \right] \right]^\theta.$$

Substituting P_t with (C.133),

$$Y_{j,t} = \left[\left(1 - \frac{1}{\theta}\right) A^{1+\varphi} \mathbb{E}_t \left[\epsilon_{j,t}^{\frac{1}{\theta}} Y_t^{\frac{1}{\theta}-\gamma+\varphi} | s_{j,t} \right] \right]^\theta.$$

Alternatively, substituting the real wage with the household's optimal labor supply condition,

$$Y_{j,t}^{\frac{1}{\theta}} = \left[\left(1 - \frac{1}{\theta}\right) A \mathbb{E}_t \left[\epsilon_{j,t}^{\frac{1}{\theta}} Y_t^{\frac{1}{\theta}-\gamma} N_t^{-\varphi} | s_{j,t} \right] \right].$$

Replacing $N_t = \int N_{j,t} dj = \int \frac{Y_{j,t}}{A} dj$,

$$Y_{j,t}^{\frac{1}{\theta}} = \left[\left(1 - \frac{1}{\theta}\right) A \mathbb{E}_t \left[\epsilon_{j,t}^{\frac{1}{\theta}} Y_t^{\frac{1}{\theta}-\gamma} \left(\int \frac{Y_{j,t}}{A} dj \right)^{-\varphi} | s_{j,t} \right] \right].$$

Conjecture $y_{j,t} = D + Bs_{j,t}$. Equating coefficients,

$$D = \frac{1}{1 + \varphi\theta} \left((1 - \gamma\theta)\phi_0 - \varphi\theta \left[\log \frac{1}{A} + \frac{(B\lambda)^2}{2} \sigma_\epsilon^2 \right] + \frac{\theta}{2} \Omega_s \right),$$

$$B = \frac{(1 - \gamma\theta)(1 - \lambda)\sigma_z^2 + \lambda\sigma_\epsilon^2}{(1 - \lambda)^2(1 + \theta\varphi)\sigma_z^2 + \lambda^2\sigma_\epsilon^2}.$$

Note that the pass through of z_t to $y_{j,t}$ is mitigated by φ (the wage co-varies more with sentiment, in the case of with non-linear disutility of labor). Next, substitute $y_{j,t}$ in aggregate price index (A.7), and equate coefficients to obtain

$$\phi_0 = \frac{1}{\varphi + \gamma} \left[\frac{\Omega_s}{2} - \varphi \log \frac{1}{A} + \frac{1}{\theta} \left(\frac{(1 + \varphi\theta)(1 + [\theta - 1] \frac{\lambda}{1 - \lambda})^2}{1\theta(\theta - 1)} - \frac{\varphi\theta(\frac{\lambda}{1 - \lambda})^2}{2} \right) \sigma_\epsilon^2 \right],$$

$$\sigma_z^2 = \frac{\lambda}{1 - \lambda} \frac{1 - \frac{\lambda}{1 - \lambda}}{\theta(\varphi + \gamma)} \sigma_\epsilon^2.$$

C.7.2 Non-linear disutility of labor, firm sets price

Begin with the conjecture $p_t = \tilde{D} + Bz_t$. Consider the optimal price chosen by firm j ,

$$P_{j,t} = \frac{\theta}{\theta - 1} \frac{\mathbb{E}_t[W_t \epsilon_{j,t}^{1-\tau} Y_t | s_{j,t}]}{\mathbb{E}_t[\epsilon_{j,t} Y_t | s_{j,t}]}.$$

Replacing N_t with $\int \frac{Y_{j,t}}{\epsilon_{j,t}^\tau} dj = P_t^\theta Y_t \int P_{j,t}^{-\theta} \epsilon_{j,t}^{1-\tau} dj$,

$$P_{j,t} = \frac{\theta}{\theta - 1} \frac{\mathbb{E}_t[P_t^{1+\theta\varphi} \epsilon_{j,t}^{1-\tau} Z_t^{1+\gamma+\varphi} \left(\int P_{j,t}^{-\theta} \epsilon_{j,t}^{1-\tau} dj \right)^\varphi | s_{j,t}]}{\mathbb{E}_t[\epsilon_{j,t} Y_t | s_{j,t}]}.$$
 (C.134)

Substitute the conjecture for $p_{j,t} = D + \bar{\mu}s_{j,t}$ on the right hand side of (C.134) and simplify. Equating coefficients in conjecture,

$$\bar{\mu} = \frac{-\tau\lambda\sigma_\epsilon^2 + (\gamma + \varphi + B)(1 - \lambda)\sigma_z^2}{\lambda^2\sigma_\epsilon^2 + (1 - \lambda)^2\sigma_z^2}.$$

In equilibrium, $B = \bar{\mu}(1 - \lambda)$, which implies

$$\sigma_z^2 = \frac{\lambda}{1 - \lambda} \frac{\tau + B \frac{\lambda}{1 - \lambda}}{\gamma + \varphi} \sigma_\epsilon^2.$$

$B \equiv \frac{\partial p_t}{\partial z_t}$ is indeterminate, and when we introduce Calvo price rigidity and a policymaker

that follows a simple interest rate rule, it will be equal to $-\frac{\gamma+\phi_y}{\phi_\pi}$, where ϕ_π and ϕ_y correspond to the weight placed on inflation and output.

C.8 Constrained Efficient Allocation

Combining (27) and (28), firm level output can be represented as

$$Y_{j,t} = F \epsilon_{j,t}^{\lambda B} Z_t^{(1-\lambda)B}.$$

From (29), aggregate output is

$$Y_t = F Z_t^{(1-\lambda)B} \underbrace{\left[\int_0^1 \epsilon_{j,t}^{\frac{1}{\theta} + \frac{\theta-1}{\theta} \lambda B} dj \right]^{\frac{\theta}{\theta-1}}}_{\kappa_1}.$$

The log normal assumption for $\epsilon_{j,t}$ and Z_t and the moment generating function for a normal random variable imply

$$Y_t = F Z_t^{(1-\lambda)B} e^{\frac{1}{2} \frac{(1+\lambda B(\theta-1))^2}{(\theta-1)\theta} \sigma_\epsilon^2}.$$

As the signal is endogenous, implementability ($Y_t = Z_t$) requires $B = \frac{1}{1-\lambda}$, $F = e^{-\frac{1}{2} \frac{(1+\lambda B(\theta-1))^2}{(\theta-1)\theta} \sigma_\epsilon^2}$. Aggregate labor is

$$N_t = \int_0^1 N_{j,t} dj,$$

and for these values of F and B ,

$$\begin{aligned} N_t &= A^{-1} F \underbrace{\int_0^1 \epsilon_{j,t}^{\lambda B} dj}_{\kappa_2} Z_t^{(1-\lambda)B}, \\ &= A^{-1} Z_t^{(1-\lambda)B} e^{\frac{1}{2} (\lambda B)^2 \sigma_\epsilon^2}. \end{aligned}$$

Letting $\phi_0 \equiv \log F$, the expected utility of households is given by

$$\begin{aligned} \mathbb{E}[U(C_t, N_t)] &= \frac{1}{1-\gamma} \mathbb{E}(C_t^{1-\gamma}) - \frac{1}{1+\varphi} \mathbb{E}(N_t^{1+\varphi}), \\ &= \frac{1}{1-\gamma} e^{(1-\gamma)\phi_0 + \frac{(1-\gamma)^2}{2} \sigma_z^2} - \frac{1}{1+\varphi} e^{(1+\varphi)(-a + \ln(\frac{\kappa_2}{\kappa_1}) + \phi_0) + \frac{(1+\varphi)^2}{2} \sigma_z^2}. \end{aligned}$$

If $\gamma \geq 1$, expected utility is strictly decreasing in σ_z^2 as risk averse households avoid aggregate volatility,

$$\frac{\partial \mathbb{E}(U)}{\partial \sigma_z^2} = \frac{1-\gamma}{2} e^{(1-\gamma)\phi_0 + \frac{(1-\gamma)^2}{2}\sigma_z^2} - \frac{1+\varphi}{2} e^{(1+\varphi)(\log(\frac{\kappa_2}{\kappa_1}) + \phi_0) + \frac{(1+\varphi)^2}{2}\sigma_z^2} < 0.$$

Now consider the case of $\gamma < 1$. Although σ_z^2 is an endogenous variable in the decentralized equilibrium, this is no longer the case in the social planner's problem. The only restriction is that aggregate demand captured by the signal is equal to aggregate output. Optimizing household welfare with respect to σ_z^2 ,

$$\sigma_z^{2*} = \max \left\{ 0, \frac{2}{(1+\varphi)^2 - (1-\gamma)^2} \left[\log \left(\frac{1-\gamma}{1+\varphi} \right) - (\gamma + \varphi)\phi_0 - (1+\varphi) \log \left(\frac{\kappa_2}{\kappa_1} \right) \right] \right\}.$$

The extent to which risk seeking households would prefer aggregate fluctuations is increasing if steady state output is large relative to steady state labor (i.e., κ_1 is sufficiently large relative to κ_2). In turn, this depends on the degree of substitutability among goods. Aggregate volatility reduces the endogenous signal's precision about idiosyncratic demand, which is inconsequential if goods are highly substitutable.

If $\gamma > 0, \varphi > 0$, then $(1+\varphi) > (1-\gamma)$ and $(1+\varphi)^2 > (1-\gamma)^2$.

$$\sigma_z^{2*} = \frac{2}{\underbrace{(1+\varphi)^2 - (1-\gamma)^2}_{>0}} \left[\underbrace{\ln \left(\frac{1-\gamma}{1+\varphi} \right)}_{<0} - \underbrace{(1+\varphi) \left(-a + \ln \left[\frac{\kappa_2}{\kappa_1} \right] \right)}_{>0} - \underbrace{(\varphi + \gamma)\phi_0}_{<0} \right],$$

where

$$\ln \left(\frac{\kappa_2}{\kappa_1} \right) = \frac{1}{2} \sigma_\epsilon^2 \left(\left[\frac{1}{\theta} + \frac{\theta-1}{\theta} \lambda B \right]^2 \frac{\theta}{\theta-1} - (\lambda B)^2 \right).$$

For reasonable calibrations ($\gamma > 0, \varphi > 0$), the optimality of non-fundamental fluctuations depends on θ , the elasticity of substitutability between goods. In the case of

- (perfect substitutability) $\lim_{\theta \rightarrow \infty} \ln \kappa_1 = \ln \kappa_2$,

$$\sigma_z^{2*} < 0,$$

- (perfect complementarity) $\lim_{\theta \rightarrow 0} \ln \kappa_1 > \ln \kappa_2$,

$$\sigma_z^{2*} > 0.$$

Note, for $\theta \in (0, \infty)$, $\kappa_1 > \kappa_2$ and so $\ln\left(\frac{\kappa_2}{\kappa_1}\right) < 0$ as

$$\begin{aligned} \left[\frac{1}{\theta} + \frac{\theta-1}{\theta}\lambda B\right]^2 \frac{\theta}{\theta-1} &> (\lambda B)^2, \\ \left[\frac{1}{\theta} + \frac{\theta-1}{\theta}\lambda B\right]^2 &> (\lambda B)^2 \frac{\theta-1}{\theta}, \\ \left[\frac{1}{\theta-1} + \lambda B\right]^2 \left(\frac{\theta-1}{\theta}\right)^2 &> (\lambda B)^2 \frac{\theta-1}{\theta}. \end{aligned}$$

Also, $\lambda B < 1$ if $B = \frac{1}{1-\lambda}$ and $\lambda \in (0, \frac{1}{2})$.

C.8.1 Constrained Efficient Allocation - Steady State (ϕ_0^{SP})

CES aggregation for Y_t and the firm's response in the social planner's problem are given by

$$\begin{aligned} Y_t &= \left[\int_0^1 \epsilon_{j,t}^{\frac{1}{\theta}} Y_{j,t}^{\frac{\theta-1}{\theta}} dj \right]^{\frac{\theta}{\theta-1}}, \\ Y_{j,t} &= S_{j,t}^B. \end{aligned}$$

Combining these expressions,

$$\begin{aligned} Y_t &= \left[\int_0^1 \epsilon_{j,t}^{\frac{1}{\theta}} S_{j,t}^{B\frac{\theta-1}{\theta}} dj \right]^{\frac{\theta}{\theta-1}}. \\ &= Z_t^{B(1-\lambda)} \left[\int_0^1 \epsilon_{j,t}^{\frac{1}{\theta} + \lambda B \frac{\theta-1}{\theta}} dj \right]^{\frac{\theta}{\theta-1}}. \end{aligned}$$

Taking logs,

$$\phi_0 + z_t = z_t + \frac{\theta}{\theta-1} \frac{1}{2} \left(\frac{1}{\theta} + \lambda B \frac{\theta-1}{\theta} \right)^2 \sigma_\epsilon^2, \quad (\text{C.135})$$

$$\phi_0^{SP} \left(B = \frac{1}{1-\lambda} \right) = \frac{\theta}{\theta-1} \frac{1}{2} \left(\frac{1}{\theta} + \lambda B \frac{\theta-1}{\theta} \right)^2 \sigma_\epsilon^2. \quad (\text{C.136})$$

The social planner could also choose $B = 0$, in which case

$$Y_{j,t} = \left[\int_0^1 \epsilon_{j,t}^{\frac{1}{\theta}} dj \right]^{\frac{\theta}{\theta-1}},$$

$$\phi_0^{SP}(B=0) = \frac{1}{2\theta(\theta-1)} \sigma_\epsilon^2.$$

D Sentiment Equilibrium with Flexible Wages and Technology Shocks

To solve for equilibrium output, conjecture $Y_t = MA_t^{\psi_{ya}} \zeta_t$ and $y_t \equiv \log Y_t \sim N(\phi_0^A, \sigma_y^2)$. In expectation,

$$e^{\phi_0^A + \frac{\sigma_y^2}{2}} = e^{m + \psi_{ya}\bar{a} + \frac{\psi_{ya}^2 \sigma_a^2 + \sigma_\zeta^2}{2}}. \quad (\text{D.137})$$

This implies

$$\phi_0^A = m + \psi_{ya}\bar{a},$$

$$\sigma_y^2 = \psi_{ya}^2 \sigma_a^2 + \sigma_\zeta^2.$$

Firm level production, in logs,

$$y_{j,t} = \theta \log \left(\frac{\theta-1}{\theta} \frac{1}{\Psi} \right) + (1-\gamma\theta)\phi_0^A + \theta\bar{a} + \theta \underbrace{\mathbb{E} \left[\frac{1}{\theta} \epsilon_{j,t} + \left(\frac{1}{\theta} - \gamma \right) \bar{y}_t + \bar{a}_t | \tilde{s}_{j,t} \right]}_{\mu} + \frac{\theta}{2} \Omega_s,$$

where $\tilde{s}_{j,t} = \lambda \epsilon_{j,t} + (1-\lambda)(\psi_{ya}\bar{a}_t + \bar{\zeta}_t)$, $\bar{a}_t \equiv \log \bar{A}_t \sim N(0, \sigma_a^2)$, $\bar{\zeta}_t \equiv \zeta_t \sim N(0, \sigma_\zeta^2)$, $\bar{y}_t \equiv \log \bar{Y}_t \equiv \log[\bar{A}_t^{\psi_{ya}} \bar{\zeta}_t] \sim N(0, \sigma_y^2)$ and $\Omega_s \equiv \text{Var}[\frac{1}{\theta} \epsilon_{j,t} + (\frac{1}{\theta} - \gamma) \bar{y}_t + \bar{a}_t | \tilde{s}_{j,t}]$. Let firm production be represented by

$$Y_{j,t} = e^{\varphi_0} \tilde{S}_{j,t}^B,$$

where $\tilde{S}_{j,t} = \epsilon_{j,t}^\lambda [\bar{A}_t^{\psi_{ya}} \bar{\zeta}_t]^{1-\lambda}$, $\varphi_0 \equiv \theta \log \left(\frac{\theta-1}{\theta} \frac{1}{\Psi} \right) + (1-\gamma\theta)\phi_0^A + \theta\bar{a} + \frac{\theta}{2} \Omega_s$, $\log \bar{Y}_t \sim N(0, \sigma_y^2)$, and $B \equiv \theta\mu$. By (38), aggregate output is

$$Y_t = e^{\varphi_0} [\bar{A}_t^{\psi_{ya}} \bar{\zeta}_t]^{B(1-\lambda)} \underbrace{\left[\int \epsilon_{j,t}^{\frac{1}{\theta} + \frac{\theta-1}{\theta} \lambda B} dj \right]}_{\kappa_1}^{\frac{\theta}{\theta-1}}.$$

In logs,

$$y_t = \varphi_0 + B(1 - \lambda)[\psi_{ya}\bar{a}_t + \bar{\zeta}_t] + \log \kappa_1.$$

In expectation, this expression implies

$$e^{\phi_0^A + \frac{\sigma_y^2}{2}} = e^{\varphi_0 + \log \kappa_1 + \frac{1}{2}[B(1-\lambda)]^2[\psi_{ya}^2\sigma_a^2 + \sigma_\zeta^2]}.$$

Equating with the conjecture (D.137),

$$B = \frac{1}{1 - \lambda}, \tag{D.138}$$

$$\phi_0^A = \varphi_0 + \log \kappa_1, \tag{D.139}$$

$$= \theta \log \left(\frac{\theta - 1}{\theta} \frac{1}{\Psi} \right) + (1 - \gamma\theta)\phi_0^A + \theta\bar{a} + \frac{\theta}{2}\Omega_s + \log \kappa_1, \tag{D.140}$$

$$= \frac{1}{\gamma} \left[\log \left(\frac{\theta - 1}{\theta} \frac{1}{\Psi} \right) + \bar{a} + \frac{\Omega_s}{2} + \frac{\log \kappa_1}{\theta} \right], \tag{D.141}$$

$$= \frac{1}{\gamma} \left[\log \left(\frac{\theta - 1}{\theta} \frac{1}{\Psi} \right) + \bar{a} + \frac{\Omega_s}{2} + \frac{1}{2(\theta - 1)}\sigma_\epsilon^2 \left(\frac{1}{\theta} + \frac{\theta - 1}{\theta} \frac{\lambda}{1 - \lambda} \right)^2 \right], \tag{D.142}$$

$$\psi_{ya} = \frac{1}{\gamma}, \tag{D.143}$$

$$m = \frac{1}{\gamma} \left[\log \left(\frac{\theta - 1}{\theta} \frac{1}{\Psi} \right) + \frac{\Omega_s}{2} \right] + \frac{\log \kappa_1}{\theta}. \tag{D.144}$$

In equilibrium, (D.138) implies

$$\sigma_y^2 = \tilde{\sigma}_z^2 + \frac{1}{\gamma^2}\sigma_a^2 + (1 - \gamma\theta)\sigma_\zeta^2,$$

where $\tilde{\sigma}_z^2 \equiv \frac{\lambda}{1-\lambda} \left(1 - \frac{\lambda}{1-\lambda} \right) \sigma_\epsilon^2$. Equating with the results from our conjecture,

$$\sigma_y^2 = \frac{1}{\gamma\theta}\tilde{\sigma}_z^2 + \frac{1}{\gamma^2}\sigma_a^2,$$

$$\sigma_\zeta^2 = \frac{1}{\gamma\theta}\tilde{\sigma}_z^2.$$

When firms condition production on an endogenous signal of aggregate demand, there is an extrinsic component to aggregate output ($\sigma_\zeta^2 > 0$).

E Sentiment Equilibrium with Sticky Wages and Technology Shocks

Incorporating the household's labor supply condition and its own production function, firm j conditions production ($Y_{j,t}$) on its signal $S_{j,t}$,

$$Y_{j,t} = \left[\left(1 - \frac{1}{\theta}\right) \mathbb{E}_t \left(\epsilon_{j,t}^{\frac{1}{\theta}} Y_t^{\frac{1}{\theta}} \frac{1}{W_t/P_t} A_t | S_{j,t} \right) \right]^\theta.$$

In logs, and letting $\Omega_s \equiv \text{Var} \left[\frac{1}{\theta} (\epsilon_{j,t} + y_t) - \theta w_t^r + \tau a_t | s_{j,t} \right]$,

$$y_{j,t} = \theta \ln \left(1 - \frac{1}{\theta}\right) + \mathbb{E}[\epsilon_{j,t} + y_t - \theta w_t^r + \theta a_t | s_{j,t}] + \frac{\theta}{2} \Omega_s. \quad (\text{E.145})$$

The other equilibrium conditions include the Euler equation, Taylor rule, New Keynesian Phillips curve for wage inflation, the signal firms receive, labor supply of households, market clearing, and technology process,

$$\hat{c}_t = \mathbb{E}_t \hat{c}_{t+1} - \frac{1}{\gamma} (\hat{i}_t - \mathbb{E}_t \hat{\pi}_{t+1}), \quad (\text{E.146})$$

$$\hat{i}_t = \phi_\pi^w \hat{\pi}_t^w + \phi_y \hat{y}_t, \quad (\text{E.147})$$

$$\hat{\pi}_t^w = \beta \mathbb{E}_t \hat{\pi}_{t+1}^w - \lambda_w \hat{\mu}_t^w, \quad (\text{E.148})$$

$$s_{j,t} = \lambda \epsilon_{j,t} + (1 - \lambda) y_t, \quad (\text{E.149})$$

$$\hat{\mu}_t^w = \hat{w}_t^r - \gamma \hat{c}_t, \quad (\text{E.150})$$

$$\hat{y}_t = \hat{c}_t, \quad (\text{E.151})$$

$$\hat{y}_t = \int_0^1 \hat{y}_{j,t} dj, \quad (\text{E.152})$$

$$\hat{a}_{t+1} = \rho \hat{a}_t + \hat{\epsilon}_{t+1}^a. \quad (\text{E.153})$$

Conjecture the following policy functions for output, price inflation, wage inflation, and the real wage,

$$\hat{c}_t = \hat{\zeta}_t + b_c \hat{w}_{t-1}^r + \psi_{ya} \hat{a}_t,$$

$$\hat{\pi}_t = a_\pi \hat{\zeta}_t + b_\pi \hat{w}_{t-1}^r + c_\pi \hat{a}_t,$$

$$\hat{\pi}_t^w = a_{\pi^w} \hat{\zeta}_t + b_{\pi^w} \hat{w}_{t-1}^r + c_{\pi^w} \hat{a}_t,$$

$$\hat{w}_t^r = a_w \hat{\zeta}_t + b_w \hat{w}_{t-1}^r + c_w \hat{a}_t.$$

The following coefficients verify the conjecture

$$\begin{aligned}
a_w &= \frac{\gamma(1 + \phi_\pi^w \lambda_w) + \phi_y}{1 + \phi_\pi^w \lambda_w}, \\
b_\pi &= 1, \\
a_\pi^w &= -\frac{\lambda_w \phi_y}{1 + \lambda_w \phi_\pi^w}, \\
a_\pi &= -\frac{\gamma(1 + \phi_\pi^w \lambda_w) + \phi_y(1 + \lambda_w)}{1 + \lambda_w}.
\end{aligned}$$

Assuming technology shocks are *iid* ($\rho = 0$),

$$\begin{aligned}
c_w &= \frac{\gamma(1 + \phi_\pi^w \lambda_w) + \phi_y}{1 + \phi_\pi^w \lambda_w} \psi_{ya}, \\
c_\pi &= -\frac{\gamma(1 + \phi_\pi^w \lambda_w) + \phi_y(1 + \lambda_w)}{1 + \lambda_w \phi_\pi^w} \psi_{ya}, \\
c_\pi^w &= -\frac{\lambda_w \phi_y}{1 + \lambda_w \phi_\pi^w} \psi_{ya}.
\end{aligned}$$

From the wage inflation equation, $b_\pi^w(1 - \beta c_w) = \lambda_w \gamma b_c$, which implies $b_\pi^w = b_c = 0$.

Note that the coefficients imply the same responses to the state variables as the baseline case where z_t was entirely non-fundamental. Now, when z_t is composed of both fundamental and non-fundamental components ($z_t = \zeta_t + \psi_{ya} a_t$), the policy functions can be written as

$$w_t^r = \frac{\gamma(1 + \phi_\pi^w \lambda_w) + \phi_y}{1 + \phi_\pi^w \lambda_w} (\zeta_t + \psi_{ya} a_t), \quad (\text{E.154})$$

$$\pi_t^w = -\frac{\lambda_w \phi_y}{1 + \lambda_w \phi_\pi^w} (\zeta_t + \psi_{ya} a_t), \quad (\text{E.155})$$

$$\pi_t = -\frac{\gamma(1 + \lambda_w \phi_\pi^w) + \phi_y(1 + \lambda_w)}{1 + \lambda_w \phi_\pi^w} (\zeta_t + \psi_{ya} a_t), \quad (\text{E.156})$$

$$c_t = \zeta_t + \psi_{ya} a_t. \quad (\text{E.157})$$

Next identify ψ_{ya} from the equilibrium condition (E.152). Let $\hat{y}_{j,t} = y_{j,t} - \phi_0$, where

$\varphi_0 \equiv \theta \left[\ln \left(1 - \frac{1}{\theta} \right) + \frac{\Omega_s}{2} \right]$. By (E.145) firm j 's first order condition is given by

$$\begin{aligned} \hat{y}_{j,t} &= \mathbb{E}[\varepsilon_{j,t} + y_t - \theta w_t^r + \theta a_t | s_{j,t}] \\ &= \mathbb{E}[\varepsilon_{j,t} + (\hat{\zeta}_t + \psi_{ya} \hat{a}_t) - \theta(a_w \zeta_t + c_w a_t) + \theta a_t | s_{j,t}] \\ &= \mathbb{E}[\varepsilon_{j,t} + (\psi_{ya} - \theta c_w + \theta) \hat{a}_t + (1 - \theta a_w) \zeta_t | s_{j,t}] \\ &= \frac{\lambda \sigma_\varepsilon^2 + (\psi_{ya} + \theta(1 - c_w)) \psi_{ya} (1 - \lambda) \sigma_a^2 + (1 - \theta a_w) (1 - \lambda) \sigma_\zeta^2}{\lambda^2 \sigma_\varepsilon^2 + (1 - \lambda)^2 (\psi_{ya}^2 \sigma_a^2 + \sigma_\zeta^2)} \underbrace{[\lambda \varepsilon_{j,t} + (1 - \lambda) y_t]}_{s_{j,t}}. \end{aligned}$$

Equilibrium condition (E.152) implies

$$\frac{\lambda \sigma_\varepsilon^2 + (\psi_{ya} + \theta(1 - c_w)) \psi_{ya} (1 - \lambda) \sigma_a^2 + (1 - \theta a_w) (1 - \lambda) \sigma_\zeta^2}{\lambda^2 \sigma_\varepsilon^2 + (1 - \lambda)^2 (\psi_{ya}^2 \sigma_a^2 + \sigma_\zeta^2)} = \frac{1}{1 - \lambda}. \quad (\text{E.158})$$

Solving for ψ_{ya} ,

$$\psi_{ya}^2 = (\psi_{ya} + \theta(1 - c_w)) \psi_{ya}.$$

For $\psi_{ya} \neq 0$, $c_w = 1$, which implies

$$\psi_{ya} = \frac{1 + \phi_\pi^w \lambda_w}{\gamma(1 + \phi_\pi^w \lambda_w) + \phi_y}.$$

Solving for σ_ζ^2 using E.158,

$$\sigma_\zeta^2 = (1 - \theta a_w) \sigma_\zeta^2 + \frac{\lambda}{1 - \lambda} \left(1 - \frac{\lambda}{1 - \lambda} \right) \sigma_\varepsilon^2.$$

Letting $\tilde{\sigma}_z^2 \equiv \frac{\lambda}{1 - \lambda} \left(1 - \frac{\lambda}{1 - \lambda} \right) \sigma_\varepsilon^2$, which is equivalent to sentiment volatility in the model without technology shocks,

$$\sigma_\zeta^2 = \frac{1}{\theta a_w} \tilde{\sigma}_z^2$$

Note that as $\phi_\pi^w \rightarrow \infty$, we approach the flexible wage case, where $a_w \rightarrow \gamma$.

Finally, using $\psi_{ya} = \frac{1 + \phi_\pi^w \lambda_w}{\gamma(1 + \phi_\pi^w \lambda_w) + \phi_y}$, we can express the coefficients (c_π, c_{π^w}) for the tech-

nology shock as follows,

$$c_\pi = -\frac{\gamma(1 + \phi_\pi^w \lambda_w) + \phi_y(1 + \lambda_w)}{\gamma(1 + \lambda_w \phi_\pi^w) + \phi_y},$$

$$c_\pi^w = -\frac{\lambda_w \phi_y}{\gamma(1 + \lambda_w \phi_\pi^w) + \phi_y}.$$

Persistent technology: Under the assumption that technology shocks are persistent ($\rho > 0$), a_π, a_π^w , and a_w remain the same, while the coefficients for a_t in our policy functions are as follows,

$$c_w = \frac{[\gamma(1 - \rho) + \phi_y](1 - \beta\rho) + \gamma\lambda_w(\phi_\pi^w - \rho)}{\lambda_w(\phi_\pi^w - \rho) + (1 - \beta\rho)(1 - \rho)}\psi_{ya},$$

$$c_{\pi^w} = \frac{1}{1 - \beta\rho}[-\lambda_w(c_w - \gamma\psi_{ya})],$$

$$c_\pi = c_{\pi^w} - c_w.$$

Under persistent technology shocks, [E.158](#) still holds. Solving for ψ_{ya} , and assuming $\psi_{ya} \neq 0$, $c_w = 1$, this implies

$$\psi_{ya} = \frac{\lambda_w(\phi_\pi^w - \rho) + (1 - \beta\rho)(1 - \rho)}{[\gamma(1 - \rho) + \phi_y](1 - \beta\rho) + \gamma\lambda_w(\phi_\pi^w - \rho)},$$

$$c_{\pi^w} = -\frac{\lambda_w \phi_y}{\gamma \left([(1 - \rho) + \frac{\phi_y}{\gamma}](1 - \beta\rho) + \lambda_w(\phi_\pi^w - \rho) \right)},$$

$$c_\pi = -\frac{\lambda_w \phi_y}{\gamma \left([(1 - \rho) + \frac{\phi_y}{\gamma}](1 - \beta\rho) + \lambda_w(\phi_\pi^w - \rho) \right)} - 1.$$