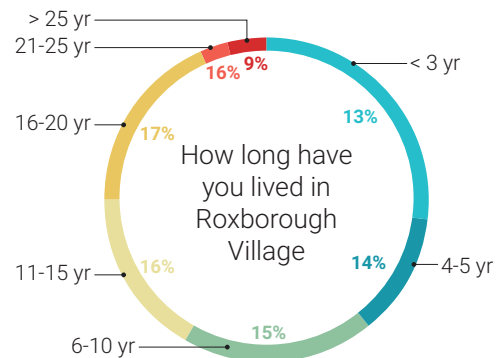
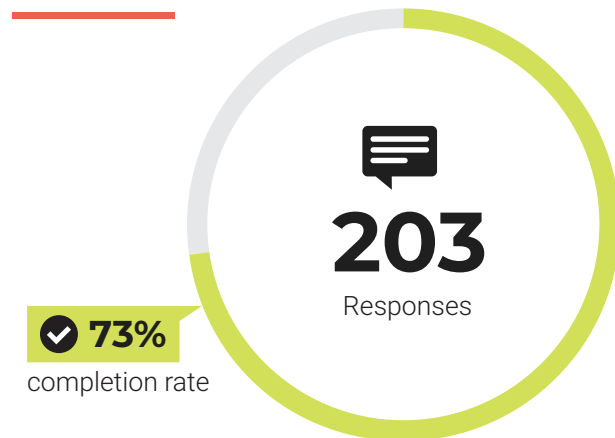


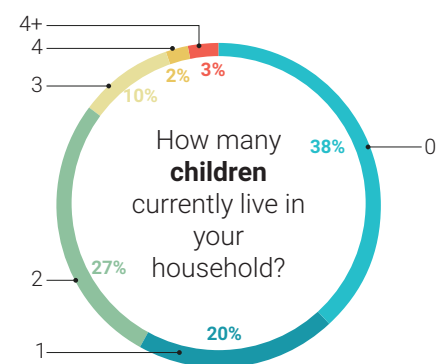
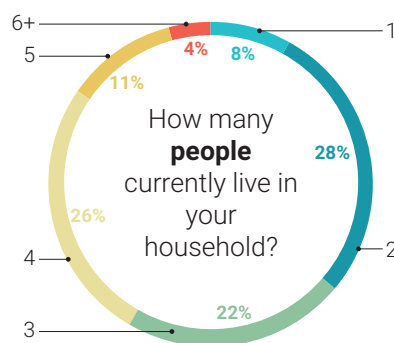
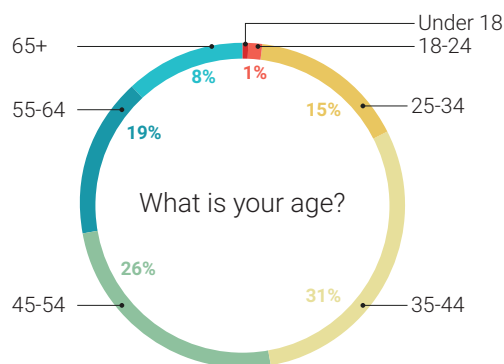
SURVEY SUMMARY

NOVEMBER/DECEMBER COMMUNITY SURVEY

SURVEY RESPONDENTS OVERVIEW



What is your gender?



OVERALL FINDINGS

1. The survey was completed by balance of residents who have lived in the community for various durations, ranging from 1 year to 20 years.
2. Age distribution is somewhat even, with majority of the respondents between age 35-54.
3. Almost 60% of respondents have children in their household.

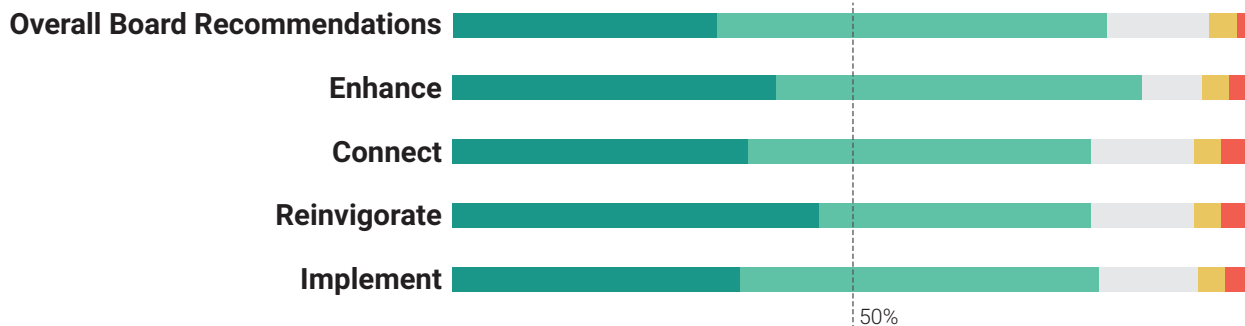
SURVEY SUMMARY

NOVEMBER/DECEMBER COMMUNITY SURVEY

We asked the community how much they agree and disagree with the general and specific recommendations for Goals & Objectives, Trails & Connectivity, Open Space, Recreation, Programming and Pool Location and Scenarios. The following charts illustrate the community's responses.

Strongly Agree
Agree
Neither agree nor disagree
Disagree
Strongly Disagree

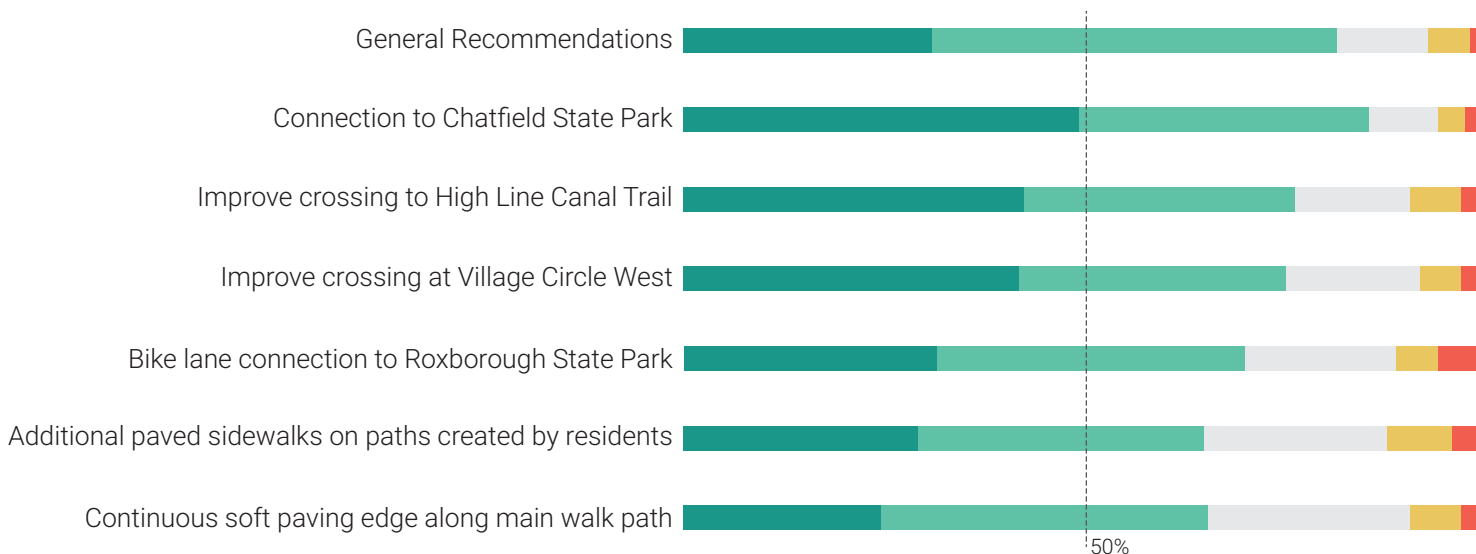
GOALS & OBJECTIVES



OVERALL FINDING

More than 75% of respondents agree with goals & objectives recommendations, and show strong support to enhance, connect, reinvigorate, and implement the District.

TRAILS & CONNECTIVITY



OVERALL FINDING

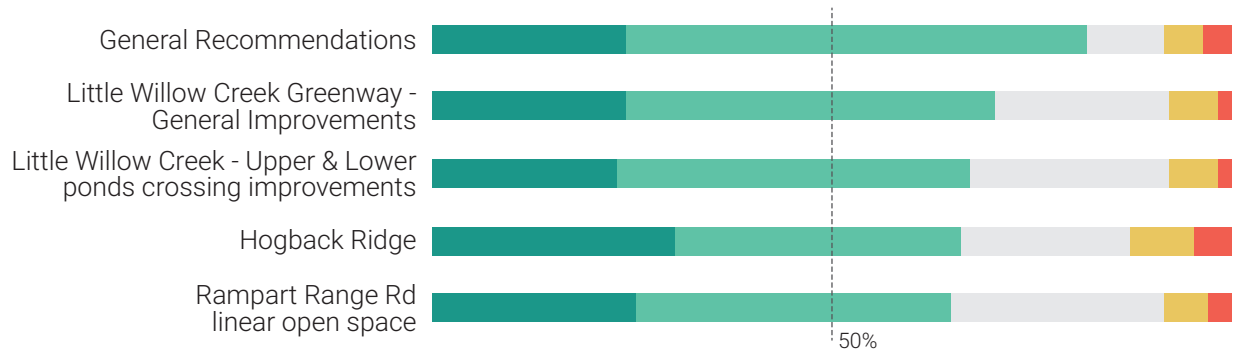
Respondents are generally supportive of improving trails & connectivity of the District, especially connection to Chatfield State Park, pedestrian crossing to High Line Canal Trail, and trail crossings at Village Circle East near Roxborough Primary School.

SURVEY SUMMARY

NOVEMBER/DECEMBER COMMUNITY SURVEY

■ Strongly Agree
 ■ Agree
 ■ Neither agree nor disagree
 ■ Disagree
 ■ Strongly Disagree

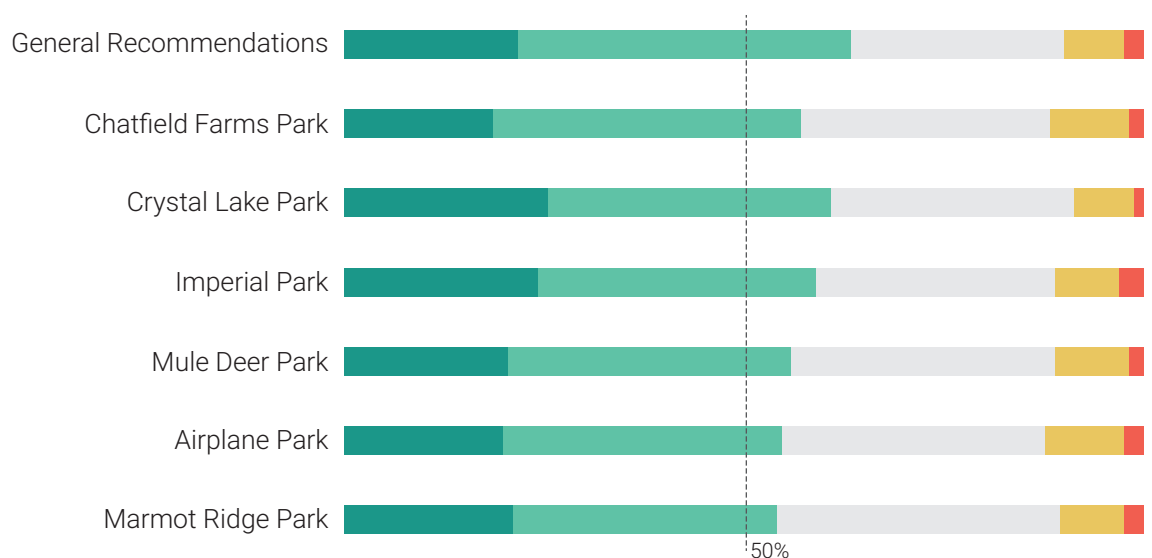
OPEN SPACE



OVERALL FINDING

Respondents generally agree with the open space recommendations, with slightly higher support for recommendations related to Little Willow Creek.

NEIGHBORHOOD PARKS



OVERALL FINDING

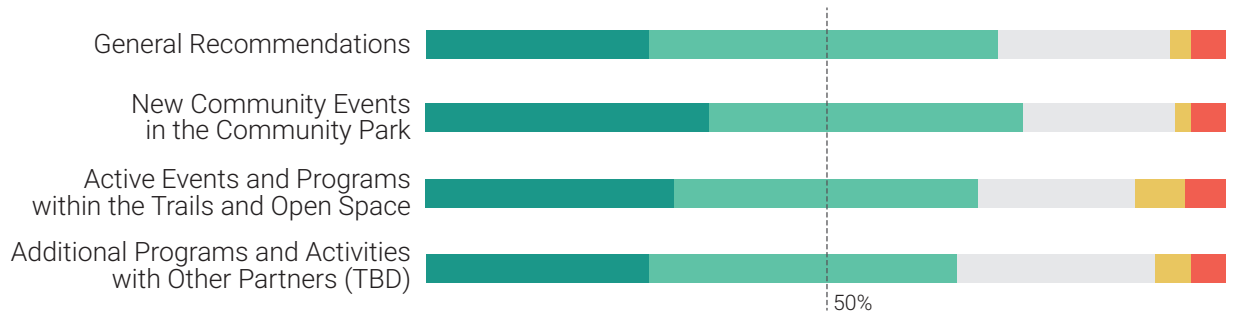
Respondents generally agree with the neighborhood parks recommendations. The overall level of agreement was slightly lower than the other categories, which is likely due to the parks' locations and their roles as smaller amenities serving specific neighborhoods.

SURVEY SUMMARY

NOVEMBER/DECEMBER COMMUNITY SURVEY

■ Strongly Agree
 ■ Agree
 ■ Neither agree nor disagree
 ■ Disagree
 ■ Strongly Disagree

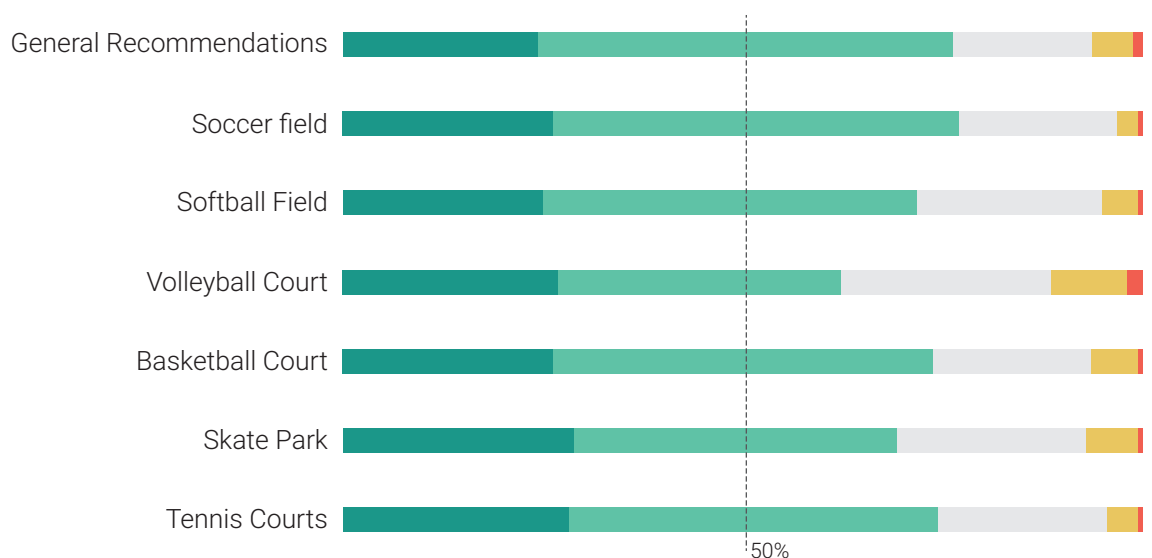
PROGRAMMING



OVERALL FINDING

More than half of the respondents agree with recommendations for more programming, such as seasonal events, festivals, open-air market/fairs/concerts, marathon, multi-generational activities, and partnership with other organizations. Specifically, more programming in the Community Park scored slightly higher than the others.

RECREATION



OVERALL FINDING

Overall, respondents generally agree with recreation recommendations.

SURVEY SUMMARY

NOVEMBER/DECEMBER COMMUNITY SURVEY

■ Strongly Agree
 ■ Agree
 ■ Neither agree nor disagree
 ■ Disagree
 ■ Strongly Disagree

COMMUNITY CENTER AND/OR POOL

POTENTIAL SITES

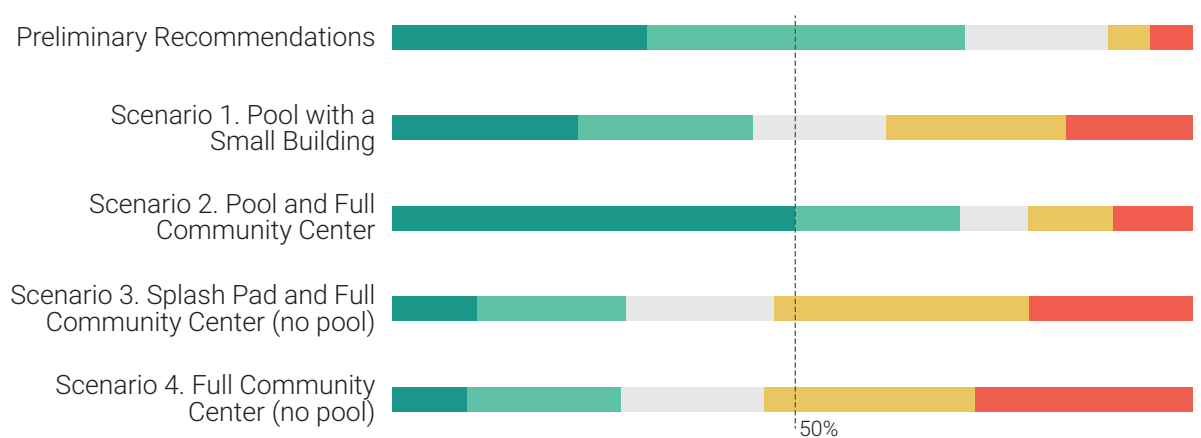


OVERALL FINDING

Respondents generally agree with preliminary recommendations and both site options. However, there is a stronger disagreement towards placing the pool at Potential Site 2) Open Space South of Safeway.

COMMUNITY CENTER AND/OR POOL

SCENARIOS



OVERALL FINDING

More than half of the respondents strongly agree or agree with preliminary recommendations for Community Center and Pool Scenarios, and that an additional feasibility study should be completed to determine the preferred size, programming, and site.

In general, respondents supported the scenarios that included a pool over those without a pool. Scenario 2, which provided a pool and full community center, received the greatest support.