



EVROPSKÁ UNIE
Evropské strukturální a investiční fondy
Operační program Výzkum, vývoj a vzdělávání



ESF projekt Západočeské univerzity v Plzni reg. č. CZ.02.2.69/0.0/0.0/16 015/0002287

USVP 1

Python 3.X instalation

Windows

PythonXY <https://code.google.com/p/pythonxy/> (<https://code.google.com/p/pythonxy/>)

WinPython <http://winpython.github.io/> (<http://winpython.github.io/>)

Anaconda <https://store.continuum.io/cshop/anaconda/> (<https://store.continuum.io/cshop/anaconda/>)

Linux

Two versions of Python (2.7 and 3.6) are usually installed in the Linux distribution .

IDE

PyCharm <https://www.jetbrains.com/pycharm/> (<https://www.jetbrains.com/pycharm/>)

Visual Studio Code <https://code.visualstudio.com/> (<https://code.visualstudio.com/>)

případně další <https://wiki.python.org/moin/IntegratedDevelopmentEnvironments>
(<https://wiki.python.org/moin/IntegratedDevelopmentEnvironments>)

In [3]:

```
%pylab inline
```

```
Populating the interactive namespace from numpy and matplotlib  
/home/neduchal/.local/lib/python3.6/site-packages/IPython/core/magics/pylab.py:160: UserWarning  
: pylab import has clobbered these variables: ['matrix', 'array']  
`%matplotlib` prevents importing * from pylab and numpy  
"\n`%matplotlib` prevents importing * from pylab and numpy"
```

Python basics

In [1]:

```
print("Hello World")
```

```
Hello World
```

In [2]:

```
import numpy as np
nums = [0, 1, 6, 3, 4, 5] # List
print("List nums:")
print(nums) # Print List
nums[2] # Access to the third item of the List
nums[1:3] # Access to the second and third item of the list
nums[::-1] # Reversed list
matrix = np.ones([10,10], dtype=np.uint8) # Numpy matrix 10x10 contains ones in all cells
matrix_zero = np.zeros([10,10], dtype=np.uint8) # Numpy matrix 10x10 contains zeros in all cells
matrix[1:3,3:6] = 2 # Set cells value in the part of the matrix to the value 2
print("Matrix part")
print(matrix[0:4,2:7]) # print whole matrix
array = matrix.ravel() # transorm matrix into 1D array
```

```
List nums:
[0, 1, 6, 3, 4, 5]
Matrix part
[[1 1 1 1 1]
 [1 2 2 2 1]
 [1 2 2 2 1]
 [1 1 1 1 1]]
```


Image Processing

In [4]:

```
import skimage
import skimage.data
import matplotlib.pyplot as plt
```


In [5]:

```
# Load image coins from skimage.data
img = skimage.data.coins()
# Matplotlib show image like matrix (numpy ndimage)
plt.imshow(img, cmap="gray") # colormap grayscale
plt.show() # nothing showed without this line
```



In [6]:

```
# Show part of the image
plt.imshow(img[30:80, 20:80], cmap="gray")
plt.show()
```



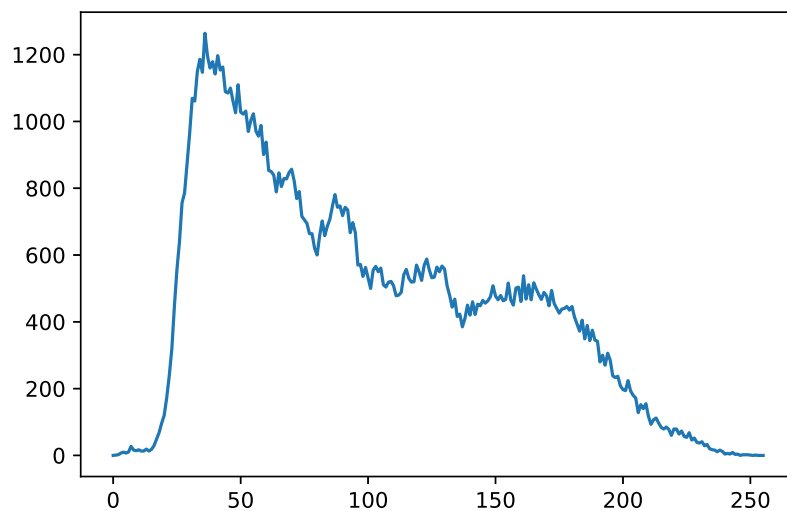
Histograms

Absolute histogram

In [7]:

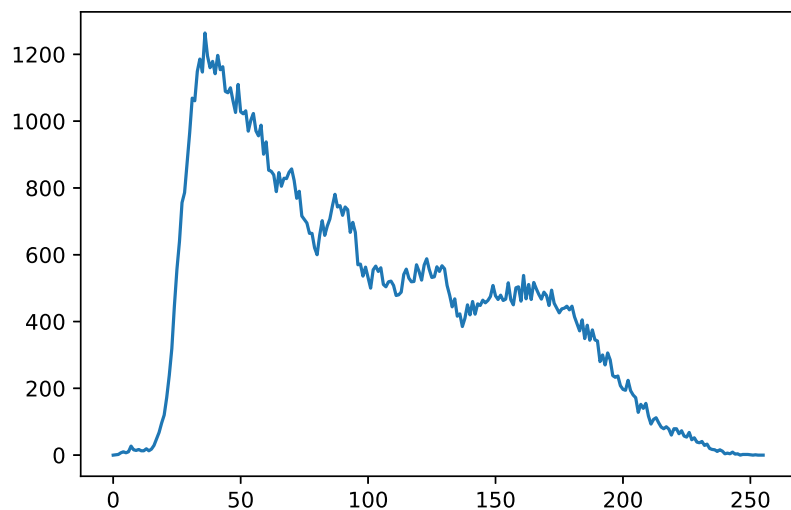
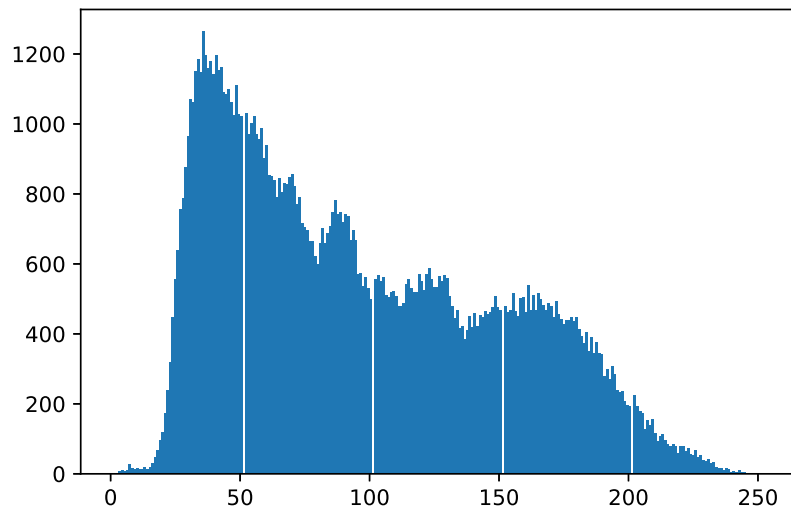
```
# Function computing histogram of the image (fixed for 256 bins)
def histogram(image):
    hist = np.zeros(256, dtype=int)
    for i in image.ravel():
        hist[i] += 1
    return hist

h = histogram(img)
# Show histogram
plt.plot(h)
plt.show()
```



In [8]:

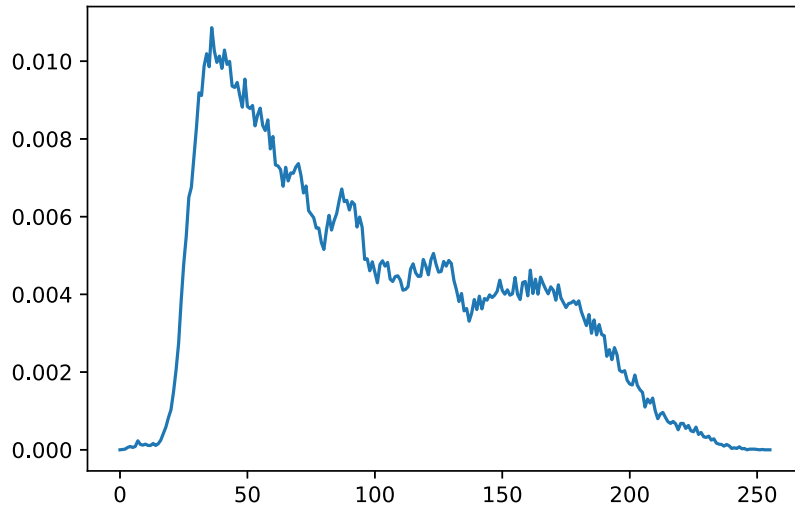
```
# compute histogram using matplotlib
h2 = plt.hist(img.ravel(), bins=256)
# compute histogram using numpy
h3, _ = np.histogram(img.ravel(), 256, (0, 255))
plt.figure() # Plot to a new figure
plt.plot(h3)
plt.show()
```



Relative histogram

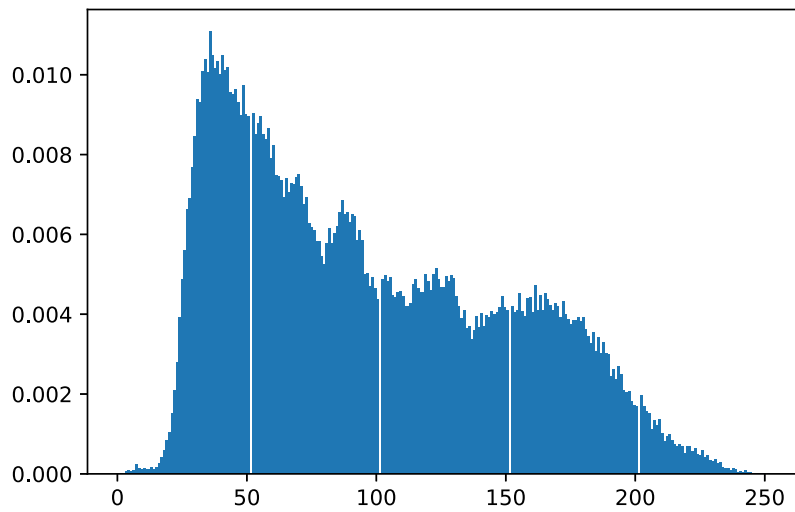
In [9]:

```
# Compute relative histogram  
plt.plot(h/(img.shape[0]*img.shape[1]))  
plt.show()
```



In [10]:

```
# Compute relative histogram using matplotlib  
r2 = plt.hist(img.ravel(),density=True, bins=256)
```



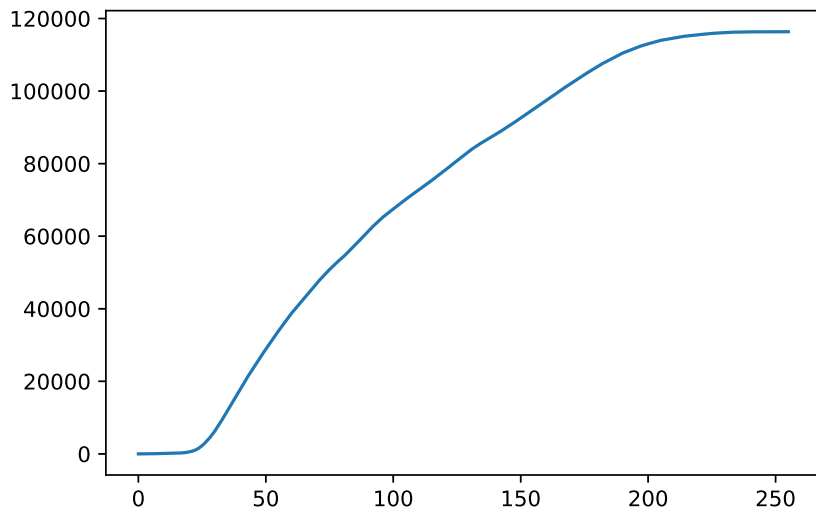
Cumulative histogram

In [11]:

```
# Compute cumulative histogram
def cumulative(hist):
    chist = hist.copy()
    for i in range(1, len(chist)):
        chist[i] += chist[i-1]
    return chist

c = cumulative(h)

plt.plot(c)
plt.show()
```



In [12]:

```
# compute cumulative histogram using matplotlib
h2 = plt.hist(img.ravel(), cumulative=True, bins=256)
```

