




1 EdSurvey: an R package to analyze Large-scale 2 educational assessments data

3 Paul Bailey ^{1¶}, Charles Blankenship ¹, Eric Buehler ², Ahmad Emad³,
4 Tom Fink ¹, Huade Huo ¹, Claire Kelley ⁴, Michael Lee ⁵, Sun-joo
5 Lee⁶, Yuqi Liao ¹, Alex Lishinski ⁷, Trang Nguyen ⁸, Emmanuel Sikali⁹,
6 Blue Webb ¹, Qingshu Xie¹, Sinan Yavuz ¹, Jiao Yu¹⁰, and Ting
7 Zhang ¹

8 1 American Institutes for Research 2 Memorial Sloan Kettering Cancer Center 3 Google LLC 4 Child
9 Trends 5 Independent researcher 6 United Nations Development Programme 7 University of Tennessee
10 Knoxville 8 University of Massachusetts Amherst 9 National Center for Education Statistics, USA 10
11 JPMorgan Chase & Co. ¶ Corresponding author

DOI: [10.xxxxxx/draft](https://doi.org/10.xxxxxx/draft)

Software

- [Review](#) 
- [Repository](#) 
- [Archive](#) 

Editor: [Olivia Guest](#)  

Reviewers:

- [@wjakethompson](#)
- [@jrosen48](#)

Submitted: 13 June 2023

Published: unpublished

License

Authors of papers retain copyright
and release the work under a

Creative Commons Attribution 4.0
International License ([CC BY 4.0](#))

12 Summary

13 Data from large-scale educational assessment programs, such as the National Assessment of
14 Educational Progress (NAEP) and Progress in International Reading Literacy Study (PIRLS),
15 require special methods to conduct statistical analyses because of their scope and complexity.
16 The EdSurvey package gives users functions to perform analyses that account for both the
17 complex sample survey design and the use of plausible values. The EdSurvey package also
18 seamlessly takes advantage of the LaF ([van der Laan, 2020](#)) package to read in data only
19 when required for an analysis. Users with computers that have insufficient memory to read in
20 entire datasets can still do analyses without having to write special code to read in just the
21 appropriate variables. This is all addressed directly in the EdSurvey package — behind the
22 scenes and without any special tuning by the user.

Statement of need

23 There is a significant demand for accessible and user-friendly software to process and analyze
24 large-scale educational assessment data. These assessments provide valuable insights for policy-
25 makers, education practitioners, and researchers to understand and explore various education-
26 related issues throughout childhood to adulthood, in schools, homes, and neighborhoods.

27 To access these data with ease, perform data analysis, and test their hypotheses, various
28 free tools have been supplied by assessment institutes, or government agencies, including the
29 International Database IDB Analyzer, NCES Electronic Code Books, NAEP Data Explorer,
30 International Data Explorer, WesVar, and the AM software. Most of these free tools are
31 menu-driven software that do not create a shareable code. They were created with the average
32 statistical user in mind and are limited in the types of the statistical analyses that they can
33 support. There are also commercially available software packages (e.g., SPSS, SAS, or STATA)
34 for data merging, cleaning, and manipulation but many analysts use them for data manipulation
35 only and then choose to import the data into tools such as WesVar or AM to account for
36 complex sample designs and use the plausible values.

37
38 The EdSurvey package was conceived and developed to group in one place all the methodologies
39 and techniques that a researcher needs to access, process, manipulate, and analyze these
40 educational databases. EdSurvey can handle most complex samples, plausible value estimations,

41 and longitudinal data methodologies. EdSurvey runs in R, a programming language licensed
42 under the GNU General Public License, and is widely used by academia and the research
43 communities. The package is tailored to the processing and analysis of large-scale assessment
44 data with appropriate procedures. It is built as a one-stop shop for downloading, processing,
45 manipulation and analysis of survey data. Other packages in R will analyze large-scale
46 assessment data, including survey (Lumley, 2004), lavaan.survey (Oberski, 2014), svyPVpack
47 (Reif & Peterbauer, 2014), BIFIE (BIFIE et al., 2019), intsvy (Caro & Biecek, 2017) and RALSA
48 (Mirazchiyski & INERI, 2021). Among these packages, some have limited data coverage (e.g.,
49 tailored to international large-scale assessments only), and some require user input about
50 the survey design and plausible values before they can be used. EdSurvey was developed to
51 analyze all the large-scale assessments that the United States participates in under NCES, and
52 it incorporates a complex sampling design and plausible value methodology seamlessly. The
53 advantages of EdSurvey include:

- 54 ▪ allowing for data manipulation inside and outside the package;
- 55 ▪ minimizing memory footprint by only reading in required data;
- 56 ▪ enabling users to search the names and labels of variables, view frequencies and percent-
57 ages of response categories of variables, and visualize the data;
- 58 ▪ performing complex sample analysis operations;
- 59 ▪ computing analyses with plausible values;
- 60 ▪ performing multilevel analyses and modeling;
- 61 ▪ expanding functions and data supports to meet the needs of analysts with varying levels
62 of expertise; and
- 63 ▪ incorporating sampling weights and performing recommended standard error estimations
64 via replicate weighting or the Taylor Series method.

65 **Workflow**

66 Recognizing that researchers using R statistical software come with varying levels of experience,
67 the EdSurvey package has provided multiple workflows to aid in this process of conducting
68 survey analysis. The following graphic details the recommended workflows with corresponding
69 EdSurvey functions.

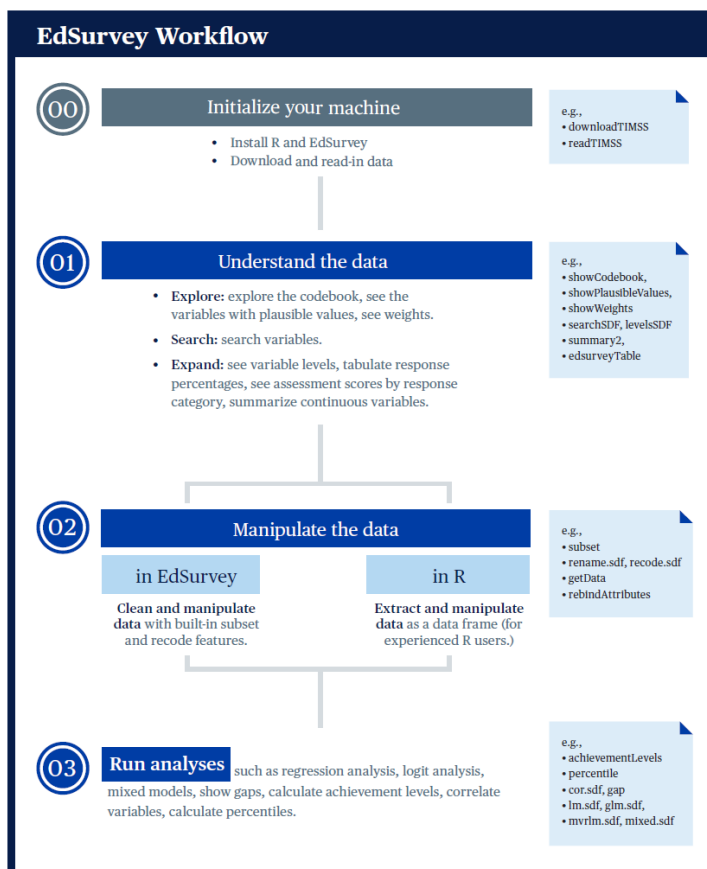


Figure 1: EdSurvey workflow

70 The workflow has three components:

- 71 1. Understanding the data
- 72 2. Preparing the data for analysis
- 73 3. Running the analysis

74 Note that when preparing data for analysis, the EdSurvey package provides functions for users
75 to manipulate their data. Experienced R programmers might prefer to extract and manipulate
76 their data using other R methods or supplementary packages. Each method is supported.

77 Conclusion

78 The EdSurvey package provides accessible and user-friendly functions to analyze large-scale
79 educational assessment data, accounting for the complex sample survey design and the use of
80 plausible values. For detailed function walkthroughs and the education studies supported by
81 EdSurvey, consult the EdSurvey User's Guide (Lee et al., 2022).

82 Acknowledgements

83 This project has been funded at least in part with Federal funds from the U.S. Department of
84 Education under contract numbers ED-IES-12-D-0002/0004 and 91990022C0053. The content
85 of this publication does not necessarily reflect the views or policies of the U.S. Department
86 of Education nor does mention of trade names, commercial products, or organizations imply
87 endorsement by the U.S. Government.

88 **References**

- 89 BIFIE, Robitzsch, A., & Oberwimmer, K. (2019). *BIFIEsurvey: Tools for survey statistics in*
90 *educational assessment*. <https://CRAN.R-project.org/package=BIFIEsurvey>
- 91 Caro, D. H., & Biecek, P. (2017). Intsvy: An r package for analyzing international large-scale
92 assessment data. *Journal of Statistical Software*, 81(7), 1–44. [https://doi.org/10.18637/](https://doi.org/10.18637/jss.v081.i07)
93 [jss.v081.i07](https://doi.org/10.18637/jss.v081.i07)
- 94 Lee, M., Zhang, T., Bailey, P., Buehler, E., Fink, T., Huo, H., Lee, S., & Liao, Y. (2022).
95 *EdSurvey user's guide*. [https://naep-research.airprojects.org/Portals/0/EdSurvey_A_](https://naep-research.airprojects.org/Portals/0/EdSurvey_A_Users_Guide/_book/index.html)
96 [Users_Guide/_book/index.html](https://naep-research.airprojects.org/Portals/0/EdSurvey_A_Users_Guide/_book/index.html)
- 97 Lumley, T. (2004). Analysis of complex survey samples. *Journal of Statistical Software*, 9(1),
98 1–19.
- 99 Mirazchiyski, P. V., & INERI. (2021). *RALSA: R analyzer for large-scale assessments*. [https://](https://cran.r-project.org/web/packages/RALSA/index.html)
100 cran.r-project.org/web/packages/RALSA/index.html
- 101 Oberski, D. (2014). lavaan.survey: An R package for complex survey analysis of structural
102 equation models. *Journal of Statistical Software*, 57(1), 1–27. [http://www.jstatsoft.org/](http://www.jstatsoft.org/v57/i01/)
103 [v57/i01/](http://www.jstatsoft.org/v57/i01/)
- 104 Reif, M., & Peterbauer, J. (2014). *svyPVpack: A package for complex surveys including*
105 *plausible values*. <https://github.com/manuelreif/svyPVpack>
- 106 van der Laan, J. (2020). *LaF: Fast access to large ASCII files*. [https://CRAN.R-project.org/](https://CRAN.R-project.org/package=LaF)
107 [package=LaF](https://CRAN.R-project.org/package=LaF)

DRAFT