

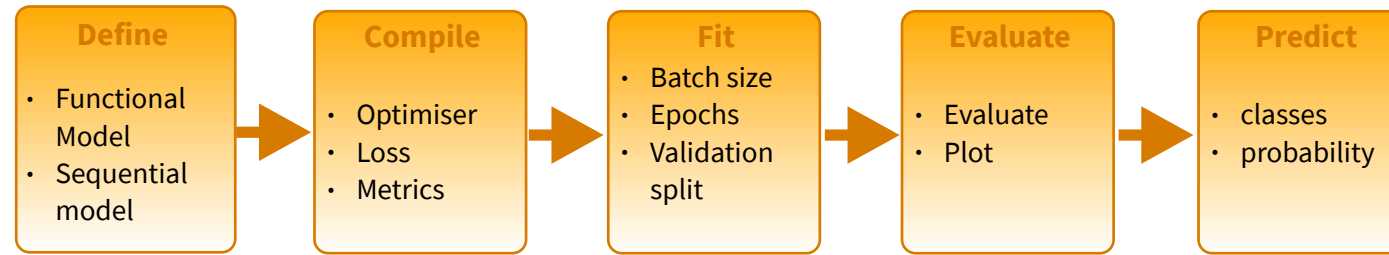
Deep Learning with Keras3 : : CHEATSHEET



Intro

Keras is a high-level neural networks API developed with a focus on enabling fast experimentation. It supports multiple back-ends, including TensorFlow, Jax and Torch.

Backends like TensorFlow are lower level mathematical libraries for building deep neural network architectures. The **keras3** R package makes it easy to use Keras with any backend in R.



<https://keras.posit.co>

<https://www.manning.com/books/deep-learning-with-r-second-edition>

The "Hello, World!" of deep learning

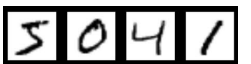
INSTALLATION

The **keras3** R package uses the Python Keras library. You can install all the prerequisites directly from R. See `?keras3::install_keras` for details and options.

```
library(keras3)
reticulate::install_python()
install_keras()
```

This installs the required libraries in virtual environment named **'r-keras'**. It will automatically detect if a GPU is available.

TRAINING AN IMAGE RECOGNIZER ON MNIST DATA



```
# input layer: use MNIST images
mnist <- dataset_mnist()
x_train <- mnist$train$x; y_train <- mnist$train$y
x_test <- mnist$test$x; y_test <- mnist$test$y

# reshape and rescale
x_train <- array_reshape(x_train, c(nrow(x_train), 784))
x_test <- array_reshape(x_test, c(nrow(x_test), 784))
x_train <- x_train / 255; x_test <- x_test / 255

y_train <- to_categorical(y_train, 10)
y_test <- to_categorical(y_test, 10)

# defining the model and layers
model <-
  keras_model_sequential(input_shape = c(28, 28, 1))
model |>
  layer_conv_2d(filters = 32, kernel_size = c(3, 3),
    activation = "relu") |>
  layer_max_pooling_2d(pool_size = c(2, 2)) |>
  layer_conv_2d(filters = 64, kernel_size = c(3, 3),
    activation = "relu") |>
  layer_max_pooling_2d(pool_size = c(2, 2)) |>
  layer_flatten() |>
  layer_dropout(rate = 0.5) |>
  layer_dense(units = num_classes,
    activation = "softmax")

# View the model summary
summary(model)
plot(model)

# compile (define loss and optimizer)
model |> compile(
  loss = 'categorical_crossentropy',
  optimizer = optimizer_rmsprop(),
  metrics = c('accuracy')
)

# train (fit)
model |> fit(
  x_train, y_train,
  epochs = 30, batch_size = 128,
  validation_split = 0.2
)
model |> evaluate(x_test, y_test)
model |> predict(x_test)

# save the full model
save_model(model, "mnist-classifier.keras")

# deploy for serving inference.
dir.create("serving-mnist-classifier")
export_savedmodel(model, "serving-mnist-classifier/1")
rsconnect::deployTFModel("serving-mnist-classifier")
```

Working with Keras Models

DEFINE A MODEL

Functional API: `keras_input()` and `keras_model()`

Define a Functional Model with inputs and outputs.
`inputs <- keras_input(<input-shape>)`
`outputs <- inputs |>`
`layer_dense() |> layer_...`
`model <- keras_model(inputs, outputs)`

Sequential API: `keras_model_sequential()`

Define a Sequential Model composed of a linear stack of layers

```
model <-
  keras_model_sequential(<input-shape>) |>
  layer_dense() |> layer_...
```

Subclassing API: `Model()`

Subclass the base Model class

COMPILE A MODEL

```
compile(object, optimizer, loss, metrics, ...)
```

Configure a Keras model for training

FIT A MODEL

```
fit(object, x = NULL, y = NULL, batch_size = NULL,
  epochs = 10, verbose = 1, callbacks = NULL, ...)
```

Train a Keras model for a fixed number of epochs (iterations)

Customize training:

- Provide callbacks to `fit()`:
- Define a custom `Callback()`.
- Call `train_on_batch()` in a custom training loop.
- Subclass `Model()` and implement a custom `train_step` method.
- Write a fully custom training loop. Update weights with `model$optimizer$apply(gradients, weights)`

INSPECT A MODEL

```
print(model) Print a summary of a Keras model
```

```
plot(model, show_shapes = FALSE, show_dtype = FALSE, show_layer_names = FALSE, ...)
```

Plot a Keras model

EVALUATE A MODEL

```
evaluate(object, x = NULL, y = NULL, batch_size = NULL)
```

Evaluate a Keras model

PREDICT

```
predict() Generate predictions from a Keras model
```

```
predict_on_batch() Returns predictions for a single batch of samples.
```

SAVE/LOAD A MODEL

```
save_model(); load_model()
```

Save/Load models using the ".keras" file format.

```
save_model_weights(); load_model_weights()
```

Save/load model weights to/from ".h5" files.

```
save_model_config(); load_model_config()
```

Save/load model architecture to/from a ".json" file.

Deploy

Export just the forward pass of the trained model for inference serving.

```
export_savedmodel(model, "my-saved-model/1")
```

Save a TF SavedModel for inference.

```
rsconnect::deployTFModel("my-saved-model")
```

Deploy a TF SavedModel to Connect for inference.


CORE LAYERS



layer_dense() Add a densely-connected NN layer to an output



layer_einsum_dense() Add a dense layer with arbitrary dimensionality



layer_activation() Apply an activation function to an output



layer_dropout() Applies Dropout to the input




layer_reshape() Reshapes an output to a certain shape



layer_permute() Permute the dimensions of an input according to a given pattern



layer_repeat_vector() Repeats the input n times



layer_lambda(object, f) Wraps arbitrary expression as a layer



layer_activity_regularization() Layer that applies an update to the cost function based input activity



layer_masking() Masks a sequence by using a mask value to skip timesteps



layer_flatten() Flattens an input

More layers

CONVOLUTIONAL LAYERS



layer_conv_1d() 1D, e.g. temporal convolution



layer_conv_2d_transpose()
Transposed 2D (deconvolution)

layer_conv_2d() 2D, e.g. spatial convolution over images



layer_conv_3d_transpose()
Transposed 3D (deconvolution)
layer_conv_3d() 3D, e.g. spatial convolution over volumes

layer_conv_lstm_2d()
Convolutional LSTM

layer_separable_conv_2d()
Depthwise separable 2D



layer_upsampling_1d()
layer_upsampling_2d()
layer_upsampling_3d()
Upsampling layer



layer_zero_padding_1d()
layer_zero_padding_2d()
layer_zero_padding_3d()
Zero-padding layer



layer_cropping_1d()
layer_cropping_2d()
layer_cropping_3d()
Cropping layer

POOLING LAYERS



layer_max_pooling_1d()
layer_max_pooling_2d()
layer_max_pooling_3d()
Maximum pooling for 1D to 3D



layer_average_pooling_1d()
layer_average_pooling_2d()
layer_average_pooling_3d()
Average pooling for 1D to 3D



layer_global_max_pooling_1d()
layer_global_max_pooling_2d()
layer_global_max_pooling_3d()
Global maximum pooling



layer_global_average_pooling_1d()
layer_global_average_pooling_2d()
layer_global_average_pooling_3d()
Global average pooling

Preprocessing

IMAGE PREPROCESSING

Load Images

image_dataset_from_directory()
Create a TF Dataset from image files in a directory.

image_load(), **image_from_array()**,
image_to_array(), **image_array_save()**
Work with PIL Image instances

Transform Images

op_image_crop()
op_image_extract_patches()
op_image_pad()
op_image_resize()
op_image_affine_transform()
op_image_map_coordinates()
op_image_rgb_to_grayscale()
Operations that transform image tensors in deterministic ways.

image_smart_resize()
Resize images without aspect ratio distortion.

Image Layers

Builtin image preprocessing layers. Note, any image operation function can also be used as a layer in a Model, or used in `layer_lambda()`.

Image Preprocessing Layers

layer_resizing()
layer_rescaling()
layer_center_crop()

Image Augmentation Layers

Preprocessing layers that randomly augment image inputs during training.

layer_random_crop()
layer_random_flip()
layer_random_translation()
layer_random_rotation()
layer_random_zoom()
layer_random_contrast()
layer_random_brightness()

SEQUENCE PREPROCESSING

timeseries_dataset_from_array()
Generate a TF Dataset of sliding windows over a timeseries provided as array.

audio_dataset_from_directory()
Generate a TF Dataset from audio files.

pad_sequences()
Pad sequences to the same length

Preprocessing

TEXT PREPROCESSING

text_dataset_from_directory()
Generate a TF Dataset from text files in a directory.

layer_text_vectorization(),
get_vocabulary(), **set_vocabulary()**
Map text to integer sequences.

NUMERICAL FEATURES PREPROCESSING

layer_normalization()
Normalizes continuous features.

layer_discretization()
Buckets continuous features by ranges.

CATEGORICAL FEATURES PREPROCESSING

layer_category_encoding()
Encode integer features.

layer_hashing()
Hash and bin categorical features.

layer_hashed_crossing()
Cross features using the "hashing trick".

layer_string_lookup()
Map strings to (possibly encoded) indices.

layer_integer_lookup()
Map integers to (possibly encoded) indices.

TABULAR DATA

One-stop utility for preprocessing and encoding structured data. Define a feature space from a list of table columns (features).

feature_space <-
layer_feature_space(features = list(<features>))

Adapt the feature space to a dataset
adapt(feature_space, dataset)

Use the adapted **feature_space** preprocessing layer as a layer in a Keras Model, or in the data input pipeline with **tfdatasets::dataset_map()**


Available features:

feature_float()
feature_float_rescaled()
feature_float_normalized()
feature_float_discretized()

feature_integer_categorical()
feature_integer_hashed()

feature_string_categorical()
feature_string_hashed()

feature_cross()
feature_custom()



Pre-trained models

Keras applications are deep learning models that are made available with pre-trained weights. These models can be used for prediction, feature extraction, and fine-tuning.

application_mobilenet_v3_large()
application_mobilenet_v3_small()
MobileNetV3 Model, pre-trained on ImageNet

application_efficientnet_v2s()
application_efficientnet_v2m()
application_efficientnet_v2l()
EfficientNetV2 Model, pre-trained on ImageNet

application_inception_resnet_v2()
application_inception_v3()
Inception-ResNet v2 and v3 model, with weights trained on ImageNet

application_vgg16(); application_vgg19()
VGG16 and VGG19 models

application_resnet50() ResNet50 model

application_nasnet_large()
application_nasnet_mobile()
NASNet model architecture

IMAGENET

[ImageNet](#) is a large database of images with labels, extensively used for deep learning

application_preprocess_inputs()
application_decode_predictions()
Preprocesses a tensor encoding a batch of images for an application, and decodes predictions from an application

Callbacks

A callback is a set of functions to be applied at given stages of the training procedure. You can use callbacks to get a view on internal states and statistics of the model during training.

callback_early_stopping() Stop training when a monitored quantity has stopped improving
callback_learning_rate_scheduler() Learning rate scheduler
callback_tensorboard() TensorBoard basic visualizations