

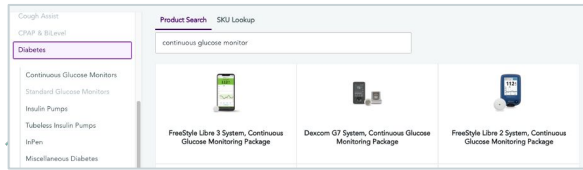
# **ORDERING CGM on Parachute Health!**



# Diabetes - Continuous Glucose Monitor for Referrals

## 1 Select Your Product

After entering the patient's name, date of birth, gender, and insurance info - you can start shopping! Either search for "Continuous Glucose Monitor Package" or select the Diabetes category.

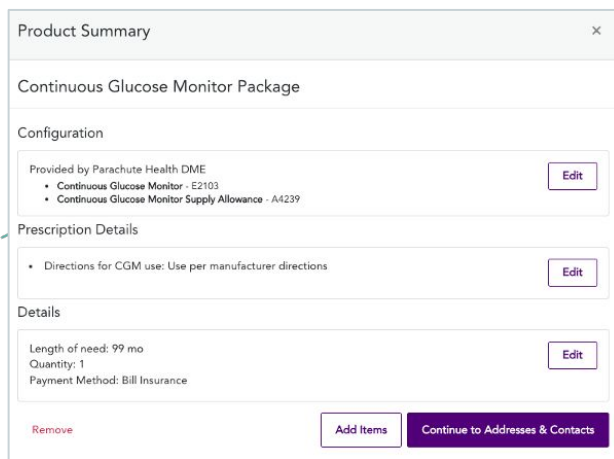


**Up to 85% Faster**

Time from Order to Delivery by ePrescribing on the Parachute Platform

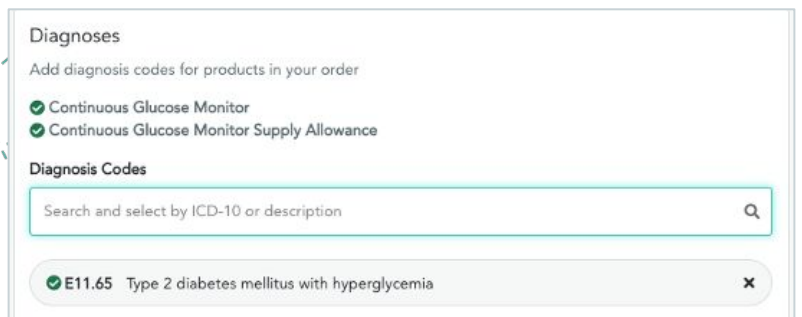
## 2 Review Product Summary

After entering the patient's name, date of birth, gender, and insurance info, you can start shopping! Either search for "Continuous Glucose Monitor Package" or select the Diabetes category.



## 3 Enter Diagnosis Code(s)

After entering the patient's addresses and contacts, go to the Clinical Info Page to select the patient's diagnosis and we will tell you if it qualifies.



# Diabetes - Continuous Glucose Monitor for Referrals

## 4 Review Document Requirements

From the Clinical Info page, you can also check which documents are required to fulfill the order, if they can be generated in Parachute or if they'll need to be attached.

Documentation Requirements

The following documents are required for this order:

- Prescription Complete  
Parachute creates the script for you
- Face-to-Face (Diabetes) Not Started  
 I'd prefer to upload or fax my own document(s) Edit

Still need to satisfy requirements for this order?

[Build Documents With Parachute](#)

## 5 Complete Survey

Answer each question and add any notes at the end, if desired, then press Continue.

How many times per day is the patient receiving insulin?

continuously

manually (specify the number of times per day below)

the patient is not receiving insulin

Times per day the patient manually receives insulin

4 per day

How is the insulin being administered?

injection

inhaler

other (fill in)

## 6 Select the Signature Method

- Sign On-Screen: If the clinician is there to press the 'Sign' button.
- Send a Request via SMS: Allows the clinician to sign on their phone (most effective). You can add a clinician's cell phone number or email if it is not already entered.

Who will be signing the order?

David Gelbard - 1234567882

Signature Method

Sign On-Screen  Send a Request  Print and Attach

Send a Request

This method sends a request for signature to any of the following addresses. The request(s) will be sent on submission.

+ Add Clinician Email

SMS: \*\*\*-\*\*\*-1377 214 orders signed

Fax: (555) 555-5555 Awaiting verification

The clinician will be asked to sign these documents:

- Prescription Ready for Signature
- Face-to-Face (Diabetes) Ready for Signature

## 7 Send Order

Review the order and press Send Order and you're done!

Order Details

👍 Ready to Send

[Send Order](#)