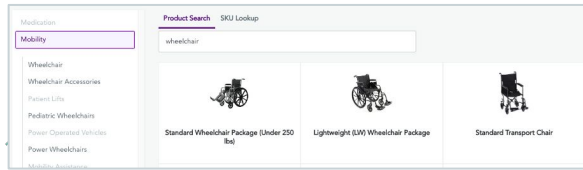


## 1 Select Your Product

After entering the patient's name, date of birth, gender, and insurance info - you can start shopping! Either search for a particular product or select the appropriate category.

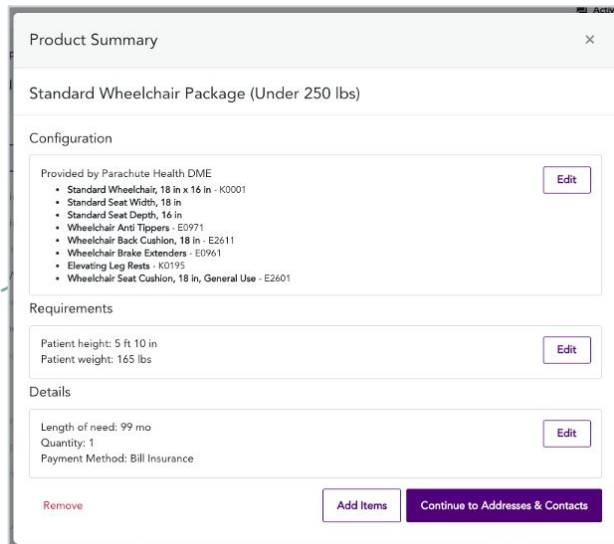


### Up to 85% Faster

Time from Order to Delivery by ePrescribing on the Parachute Platform

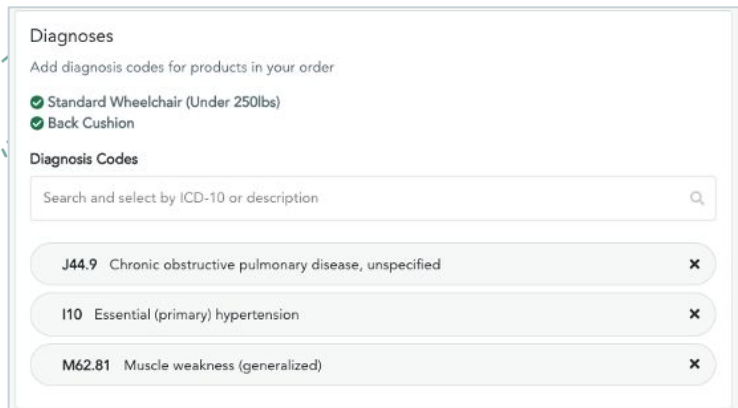
## 2 Review Product Summary

After entering the patient's name, date of birth, gender, and insurance info, you can start shopping! Either search for "Continuous Glucose Monitor Package" or select the Diabetes category.



## 3 Enter Diagnosis Code(s)

After entering the patient's addresses and contacts, go to the Clinical Info Page to select the patient's diagnosis and we will tell you if it qualifies.



## 4 Review Document Requirements

From the Clinical Info page, you can also check which documents are required to fulfill the order, if they can be generated in Parachute or if they'll need to be attached.

Documentation Requirements

The following documents are required for this order:

- Prescription (Complete)
- Face-to-Face (Mobility) (Not Started)

Still need to satisfy requirements for this order?

Build Documents With Parachute

## 5 Complete Documentation

Answer each question and add any notes at the end, if desired, then press Continue.

Which of the following statements describes the patient's inability to complete these MRADLs?

- attempts would heighten the risk of morbidity or mortality
- unable to complete in a reasonable timeframe
- entirely unable to complete
- none of these

## 6 Select the Signature Method

- Sign On-Screen: If the clinician is there to press the 'Sign' button.
- Send a Request via SMS: Allows the clinician to sign on their phone (most effective). You can add a clinician's cell phone number or email if it is not already entered.

Who will be signing the order?

David Gelbard - 1234567882

Signature Method

- Sign On-Screen
- Send a Request
- Print and Attach

Send a Request

This method sends a request for signature to any of the following addresses. The request(s) will be sent on submission.

- + Add Clinician Email
- SMS: \*\*\*-\*\*\*-1377 (214 orders signed)
- Fax: (555) 555-5555 (Awaiting verification)

The clinician will be asked to sign these documents:

- Prescription (Ready for Signature)
- Face-to-Face (Mobility) (Ready for Signature)

## 7 Send Order

Review the order and press Send Order and you're done!

Order Details

Ready to Send

Send Order