



**FERROUS**  
AUTOMATIONS PVT. LTD.

# TELESCOPIC BELT CONVEYOR

**BROCHURE**

Telescopic Belt Conveyors are conveyors whose length can be varied by telescoping slides on the frame. They are popular at receiving and shipping docks where the conveyor is extended into inbound or outbound trailers for loading or unloading. Used across shipping, logistics, distribution centers, airports, warehouses, and stations — they are easy to set up, require minimal training, and are height-adjustable to match any truck bed or loading dock.

Maximum Conveyor

**50 KG/M**

Load Capacity

Upto

**60%**

Efficiency Gain

35 m/min; Customizable Upto

**50 M/MIN**

Belt Speed



## HIGHLIGHT FEATURES

### 24/7 TESTED

Built and proven for round-the-clock operation

### EASY TO OPERATE

Minimal training required

### SAFETY FIRST

Engineered with safety as the top priority

### MAXIMUM REACH

Designed to extend as far as your job demands

### ERGONOMIC DESIGN

Reduces operator strain in daily use

### BUILT TO LAST

Sturdy, durable, long service life

### SPARE PARTS READY

Surplus critical spare parts always in stock

### PREMIUM QUALITY

High-grade materials and components throughout

### TRUSTED ELECTRICALS

Only reputable electrical brands used

### CUSTOM COLOURS

Exterior colour customizable to your brand

### MULTIPLE MODELS

Variants available to suit your needs











### FULLY CUSTOMIZABLE

Adaptable to your specific application




# QUALITY & BRANDS

<b>RAW MATERIAL</b>	Jindal / TATA / AMNS / SAIL	<b>SWITCHGEAR</b>	Schneider / Siemens / Equivalent
<b>CONVEYOR BELT</b>	Forbo / Equivalent	<b>CABLES</b>	Igus / Polycab
<b>MOTORS</b>	SEW / Nord / Bonfiglioli	<b>DRAG CHAIN</b>	Igus / Equivalent
<b>CHAIN</b>	Diamond / Renold	<b>SENSORS</b>	Pepperl+Fuchs / SICK / Equivalent
<b>BEARINGS</b>	SKF / FAG / NTN / IKO	<b>FABRICATION</b>	CNC laser cut for accuracy
<b>PLC</b>	Siemens / Delta / Equivalent	<b>FINISH</b>	Powder coated for durability
<b>VFD</b>	Siemens / Delta / Equivalent	<b>STRUCTURE</b>	One-piece formed side pressings

# SAFETY FEATURES

-  Safety stickers at all required points
-  4 emergency stop switches — panel, both sides, and front
-  Anti-collision bumper
-  Proximity sensors for front obstacle detection
-  Gap plates at all pinch areas
-  Side brush to prevent dust and debris entry
-  Tower lamp and buzzer (optional)
-  Pop-up rollers to prevent operator finger injury
-  Underguards (optional)
-  End sensor to prevent overflow/goods falling off (optional)

# OPTIONAL UPGRADES

-  **Easy Control**  
Joystick at the front with load, unload, stop, and emergency stop — single-operator use, no assistance needed.
-  **Hydraulic Tilting**  
Optional hydraulic system to match container height — no expensive high docks required.
-  **LED Front Lights**  
Built-in powerful LED lights for low-visibility and dark workspaces.

# SPECIFICATIONS & NUMBERS

## BELT WIDTH

600/800 millimetres

## BELT TYPE

PVC/PVK (3 millimetres thickness)

## STANDARD BELT SPEED

Variable 0 – 35 metres/minute

## OPTIONAL BELT SPEED

Variable 0 – 50 metres/minute

## EXTENSION SPEED

Variable 0 – 15 metres/minute

## EXTENSION MOTOR

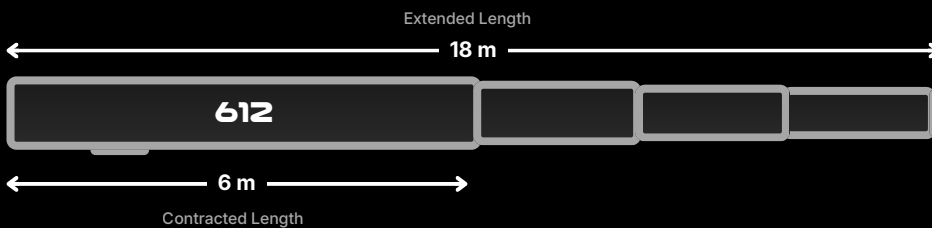
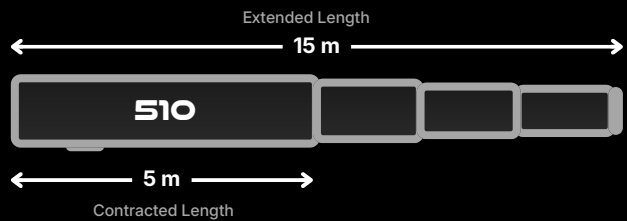
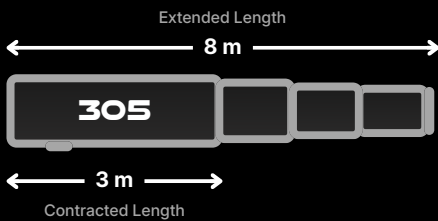
0.55 kW gear motor

## BELT MOTOR

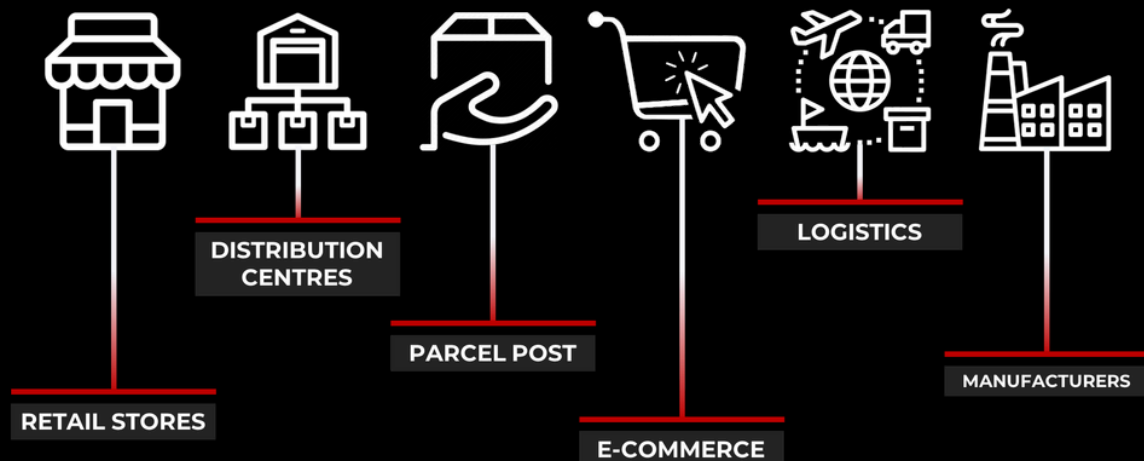
2.2kW Gear Motor

## POWER

AC 3-phase 440V



# GENERAL APPLICATIONS





**FERROUS**

**TO BE OUR HAPPY CUSTOMER,  
CONNECT WITH US AT:**

*Website:* [www.ferrous.co.in/fapl](http://www.ferrous.co.in/fapl)

*E-mail ID:* [fapl@ferrous.co.in](mailto:fapl@ferrous.co.in)

*Phone number:* +91 84120 11225