

# Hatch Patch Creations

*From Our Home To Yours*

82 Aspen Grove Dr. W.

Evanston, WY 82930

1-720-870-0398

[www.hatchpatchcreations.com](http://www.hatchpatchcreations.com)

## Children All Over The World Family Home Evening Packet



### Contents:

Country Facts & Activities, Poem, Treat Recipes

\$5.00

# Children All Over The World Family Home Evening Packet

## Home Evening Outline

Opening Prayer

Opening Song

Scripture

Story

Game

Closing Song

Closing Prayer

Refreshments

**Suggested Songs:** "Children All Over The World", pg. 16 (Children's)

"Love One Another", pg. 136 (Children's)

"Let Us Off Speak Kind Words", pg. 232 (Hymn)





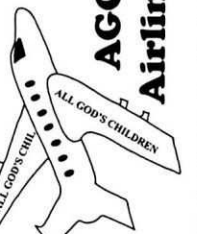

"Have I Done Any Good?", pg. 223 (Hymn)

**Scriptures:** Romans 12:10, Mark 12: 30-31

**Instructions:** This packet can be spread out over one month's time. Do one country per week. This packet includes one sheet per country (four countries) explaining about each country's culture, facts, activities and recipes. For Family Home Evening, begin by taking the family on a mock airplane ride. Set up an area to look like the inside of an airplane. Have chairs placed in rows, have a cockpit, etc. Assign someone to be the pilot and another to be a stewardess. Serve airplane treats, etc. You can make it as elaborate or as simple as you wish. Issue each family member a plane ticket and passport. Once your family has arrived at the desired destination, teach the family about the country and its culture. The point you are trying to get across is that we should love everyone, and that, even though we are all different and we come from very different places, we are all God's children and are created in His image. Then choose one or more of the activities to do as a family. When the activity or activities have been completed, stamp each family member's passport. For this you could use rubber stamps, stickers, self-adhesive stars, whatever you desire. Be sure to leave room for future return trips to that country.

**Passports:** Allow each family member to color and decorate his passport as he wishes. On the inside of the passport, fill in the name and statistics, as well as placing a picture of that family member.

**Boarding Passes:** Color and laminate each boarding pass so it can be used again.

 <p><b>AGC Airlines</b></p>	<p><b>BOARDING PASS</b> Lay Over: Country of choice Final Destination: Celestial Village (Where all nationalities are welcome) Total Cost: Learning to love all of God's children - PRICELESS</p>	<p>Seat # 31B</p>
 <p><b>AGC Airlines</b></p>	<p><b>BOARDING PASS</b> Lay Over: Country of choice Final Destination: Celestial Village (Where all nationalities are welcome) Total Cost: Learning to love all of God's children - PRICELESS</p>	<p>Seat # 31A</p>
 <p><b>AGC Airlines</b></p>	<p><b>BOARDING PASS</b> Lay Over: Country of choice Final Destination: Celestial Village (Where all nationalities are welcome) Total Cost: Learning to love all of God's children - PRICELESS</p>	<p>Seat # 32B</p>
 <p><b>AGC Airlines</b></p>	<p><b>BOARDING PASS</b> Lay Over: Country of choice Final Destination: Celestial Village (Where all nationalities are welcome) Total Cost: Learning to love all of God's children - PRICELESS</p>	<p>Seat # 32A</p>
 <p><b>AGC Airlines</b></p>	<p><b>BOARDING PASS</b> Lay Over: Country of choice Final Destination: Celestial Village (Where all nationalities are welcome) Total Cost: Learning to love all of God's children - PRICELESS</p>	<p>Seat # 33B</p>
 <p><b>AGC Airlines</b></p>	<p><b>BOARDING PASS</b> Lay Over: Country of choice Final Destination: Celestial Village (Where all nationalities are welcome) Total Cost: Learning to love all of God's children - PRICELESS</p>	<p>Seat # 33A</p>

# We Are All The Same In The Eyes Of God

Every person on this Earth was once a child. Every person on this Earth has lived in Heaven with our Heavenly Father. We were all there together, learning and progressing. Perhaps there are children all over the world, living on the Earth today, who knew us and loved us and we loved them. Maybe, there are some who were our very best friends.

Then, Heavenly Father sent us down to Earth. We were given physical bodies and we were born to a mother and a father. Some of us went to parents in Vietnam while others came to the United States. Some were sent to mothers in New Zealand and some to Spain. Some were born with black skin and some with white. Some were born into families whose skin is red and others came to parents whose skin is brown, but before we were born, we were all brothers and sisters. We are still and always will be, brothers and sisters.

Even though our skin may be a different color and our eyes might not look the same, we are still those same little spirits who were born to Heavenly Father in the preexistence. Whether some children speak French or Italian, English or Arabic, we all came from the same Heavenly home.

Our wise and loving Heavenly Father provided a perfect plan. We may not know the reasons why, but we were sent to places and parents that were part of that plan. We did not come to our family or to the country we live in just by chance. It is what we do with life's experiences that will make us who we are meant to become.

Some children lose their original parents for a variety of reasons and some of them have been adopted by very loving parents. We don't know God's plan for us but we must have confidence that He is leading the way. How wonderful it is that children from many different backgrounds can come together into one, fantastic family - just as we were in Heaven.

Sometimes people choose evil over good as their path in life, but the majority of people on the earth choose to be good people. Those good people live in every country of the world.

There is no need to be afraid of others just because they are different from us or have a different color of skin. We just have to remember that we are all the same inside. We all are afraid of things, we all laugh and cry, we all want to have fun and we all want to be happy.

Remember, Heavenly Father wants us to love "EVERYONE," and the best way we can do that is to know people or know something about them. This Family Home Evening lesson will help us to get started. Come on, we're off to learn a little bit about children who live in Australia, Japan, Kenya and Argentina. Bon Voyage!



©2003 Hatch Patch Creations



PASSPORT



©2003 Hatch Patch Creations



PASSPORT

The holder of this passport:

NAME

is entitled to travel the world over  
and marvel at all that God has created!

Remember! We are all God's children,  
created in His image. Precious in His sight!

*John 13:34*


*"Love one another; as I have loved you,  
that ye also love one another."*

Birth Date: \_\_\_\_\_

Hair Color: \_\_\_\_\_

Eye Color: \_\_\_\_\_

Weight: \_\_\_\_\_



The holder of this passport:

NAME

is entitled to travel the world over  
and marvel at all that God has created!

Remember! We are all God's children,  
created in His image. Precious in His sight!

*John 13:34*


*"Love one another; as I have loved you,  
that ye also love one another."*

Birth Date: \_\_\_\_\_

Hair Color: \_\_\_\_\_

Eye Color: \_\_\_\_\_

Weight: \_\_\_\_\_



<b>Argentina</b> <i>Stamps/Visas</i>	<i>Australia</i> <i>Stamps/Visas</i>
<i>Kenya</i> <i>Stamps/Visas</i>	<b>Japan</b> <i>Stamps/Visas</i>

<b>Argentina</b> <i>Stamps/Visas</i>	<i>Australia</i> <i>Stamps/Visas</i>
<i>Kenya</i> <i>Stamps/Visas</i>	<b>Japan</b> <i>Stamps/Visas</i>



WORLD MAP

## ALFAJORES

### INGREDIENTS

- 1 cup sugar
- 1 tsp. vanilla
- 2 tsp. grated lemon rind
- 1/2 cup butter
- 2 eggs
- 1 1/2 cup cornstarch
- 1/2 cup flour
- 1/4 tsp. salt
- 1 tsp. baking powder

In a bowl, cream together sugar and butter. While beating, add one egg at a time. Add grated lemon and vanilla. In a separate bowl, mix flour, baking powder, cornstarch and salt. Add to creamed mixture and mix well. Drop spoonfuls onto a greased cookie sheet and bake for 13 to 15 minutes in a 350 degree oven. Remove from oven immediately and sandwich two cookies together with Dulce De Leche between the halves.

## DULCE DE LECHE

(Sweet Milk Dessert)

### INGREDIENTS

- 2 1/3 cup sugar
- 1/2 gallon of whole milk
- 1/4 tsp. baking soda
- 1 vanilla bean

In a pan, on medium high heat, bring to a boil sugar, milk, baking soda and the vanilla bean. Stir constantly until the mixture is slightly darker in color. Still stirring constantly, turn the heat to low, and continue to cook until the mixture has a thick, light brown-colored consistency. Remove from heat and allow to cool. (This process takes some time.)

## ACTIVITIES

**Activity #1 - "Alto Ahi!"** (Stop There!) For this game you will need some type of a soft ball (it will be thrown at people.) This game can be played with three or more people. To begin, one player grabs the ball. All participants begin to run. The player with the ball then yells "Alto Ahi!" and one of the participant's names. For example: "Alto Ahi, Katie!" All participants freeze in their positions. The person with the ball can then take three steps to try to get closer to the person whose name he called out. He then tries to either touch the person with the ball, or gently tosses the ball at that person. If he hits the person with the ball, that person gets what is called a "spot." That person then takes the ball. All of the participants run. The person with the ball now yells "Alto Ahi" and another participant's name, and so on. If the person throwing the ball misses his target, he is then given a spot and the person at whom he was throwing the ball is "clean" or in other words, does not get a spot that turn. The person who missed his target must then take another turn. All participants run, again he yells "Alto Ahi!" and a participant's name. Once a player has three spots, he is given a "prenda" or punishment. He must do something that is required by the group. It consists of doing something funny or embarrassing, but never anything that would hurt a participant's feelings. The game can end at any time.

**Activity #2 - Soccer** - Soccer is the Argentinian people's favorite sport. In parts of Northern Argentina, the children are too poor to be able to purchase soccer balls, so they improvise and make their own out of grocery bags. For this activity, have your family make its own soccer ball. You will need plastic grocery bags and paper grocery bags, packing tape or duct tape. They begin by wadding together plastic and paper grocery bags, taping as they go, until they have formed a soccer ball. Then, once your ball is completed, have a family soccer game.

**Activity #3 - Marbles or Tops** - Argentinian children love to play with tops or play marble games. You could have a marble tournament, or play with tops.

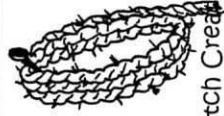
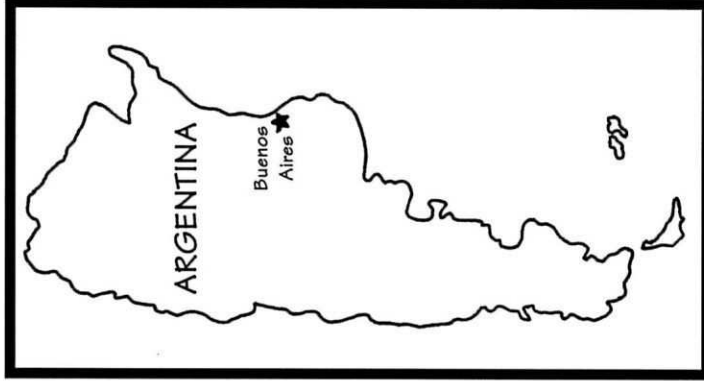
## FACTOIDS

**OFFICIAL NAME:** Argentine Republic  
Argentina means "Land of Silver"  
**CAPITAL:** Buenos Aires  
**POPULATION:** 37,812,817  
**LANGUAGE:** Spanish  
**HIGHEST POINT:** Aconcagua 22,835 ft.  
**RELIGION:** Roman Catholic 92%, Protestant 2%, Jewish 2%, other 4%  
**MONETARY UNIT:** Argentine peso  
**AGRICULTURAL PRODUCTS:** Sunflower seeds, lemons, soybeans, grapes, corn, tobacco, peanuts, tea, wheat & livestock.  
**EXPORTS:** Edible oils, fuels & energy, cereals, feed & motor vehicles.

• On January 6th, they celebrate a holiday called "Day of the Three Kings." The night before, the children set out their shoes and some grass and water for the king's camels. They arise early the next morning to find the grass and water are gone, and presents are left in their place.

• The "Gaucho" is the cowboy of Argentina. The gauchos played an important part in the settlement of Argentina. Today, they tend to the herds of cattle on Argentina's plains.

• Soccer is a very important sport in Argentina.

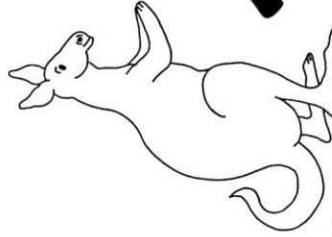


# ARGENTINA



"Land of Silver"

© 2003 Hatch Patch Creations



# Australia

"The Land Down Under"

©2003 Hatch Patch Creations

## FACTOIDS

**OFFICIAL NAME:** Commonwealth of Australia

The continent is called Australia.

**FEDERAL CAPITAL:** Canberra

**POPULATION:** 18.6 million

Australia is roughly the size of the continental United States, excluding Alaska.

**LANGUAGE:** English

**HIGHEST POINT:** Mt. Kosciuszko 7,305 ft.

**RELIGION:** Roman Catholic, Methodist, Presbyterian, Eastern Orthodox, Baptist, Lutheran, Muslim, Jewish, Buddhist.

**MONETARY UNIT:** Australian dollar

**AGRICULTURAL PRODUCTS:** Wheat, oats, wool, mutton and beef.

**EXPORTS:** Wool, meat, grains, metals and ores, fruit, raw sugar.

•The name "Canberra" is derived from the Aborigine term "Kamberra" which means "meeting place."

•Australia is referred to as the "Land Down Under" because it is below the Equator.

•Australia is the only country which is also a continent.

•The Aborigines are a group of people who were the early inhabitants of Australia. They are known as Australoids. They live mainly inland and in remote Northern coastal areas.

•The Australian Outback is a term that refers to the sparsely settled interior of Australia.

**Australian Slang (slang)**

"barbie" - barbecue

"rou" - kangaroo

"mozzie" - mosquito

"dunny" - toilet

"maccas" - McDonalds

"grouse" - fantastic

"sheila" - girl

"tellie" - T.V.

"G'day" - Good Day



WORLD MAP

## Treat Recipe - "PAVLOVA"

### INGREDIENTS

- 3 egg whites
- 1 cup sugar
- 1 pinch salt
- 1 Tbsp. cornstarch

- 1 Tsp. lemon juice
- 1 1/4 cups heavy whipping cream
- 3/4 cup powdered sugar
- fresh fruit or fruit topping

Line a cookie sheet with parchment paper. Using a mixing bowl, trace an eight to nine inch circle onto the parchment paper. In a bowl, beat egg whites on high speed until peaks form. Add 3/4 cup of sugar gradually while beating. Dissolve sugar completely. Add the remaining sugar and cornstarch. Lightly fold lemon juice into meringue. Spread a layer of meringue on the inside of the circle, 1/4 inch thick. Spoon remainder of the meringue, around edges of circle to form a shallow bowl shape. Bake for 1 hour in a 300 degree oven. Turn off the oven and allow the meringue to sit in the oven for 25 to 30 minutes to cool. When removed from oven, the meringue will be hardened on the outside and moist on the inside. Whip together whipping cream and confectioners sugar until the mixture is stiff. Top meringue with whipped cream and fruit of choice.



**Activity #1: "Jacks"** - People in Australia love to play jacks, but it is typically played with a ball and sheep's knuckles. You can usually purchase a set of jacks with a ball for under a dollar or two. Follow the instructions for the jacks game, but add this extra element. Before a jack or jacks can be picked up, the person must quickly state a one word fact about Australia or an Australian animal before the ball bounces a second time.

**Activity #2: "Australian Animal Game"** - Australia is the home to many of the world's most interesting animals. The kangaroo, which is a marsupial (an animal that carries its young in a pouch), the spiny anteater and duckbilled platypus which are monotremes (mammals that lay eggs), wild dingoes, koala bears, snakes, crocodiles and kookaburra birds. Have each family member sit in a circle and choose which animal he would like to be. You must have someone be the snake and the crocodile. Once the animals have been chosen, have the snake sit on the left side of the crocodile. All of the other animals may sit anywhere they choose in the circle. The object is to try to get the snake out. He sits at the head of the circle, whereas the crocodile is considered to be the last person in the circle. The snake begins by making his animal sign (waving his right hand and arm in a slithering motion and making a hissing noise like that of a snake), followed by a sign of another animal, for instance the duckbilled platypus (this sign is made by holding both hands up at chest level, and paddling like a duck in water). It then becomes the platypus' turn. He makes his animal sign, and then the sign of another animal that someone in the family chose. This continues until someone gets caught off guard, and does not respond within five seconds of his turn. As the game gets moving faster, this will happen frequently. Remember, you are trying to get the snake out. When someone gets caught off guard and they do not respond in time, they must then go to the end of the circle and become the crocodile. Everyone that was sitting to the left of the person who got caught off guard then moves over one spot to the right, and becomes the animal of the previous person sitting in that spot. This is where it starts to get confusing, but it is really fun. Continue playing until everyone becomes tired of this game. Here are the signs of the other animals: **Kangaroo** - The left hand is held out flat, palm side up, while the forefinger and middle finger of the right hand bounce up and down on the left hand. **Spiny Anteater** - The forefinger on the left hand is held out from the person's nose, while the fingers and thumb are spread open on the right hand and held above the person's head. **Koala Bear** - On both hands, make small circles with fingers close together to look like ears, which are rested on top of the person's head. **Dingo** - Place hands at chest level in a begging manner, and then pant. **Crocodile** - Arms are stretched out in front of the person, one on top of the other about a foot apart, and then clapped together to look like the jaw of a crocodile. **Kookaburra Bird** - Place hands under each arm pit to look like a bird's wings flapping, and laugh obnoxiously. Kookaburra birds make a shrill laughing noise.

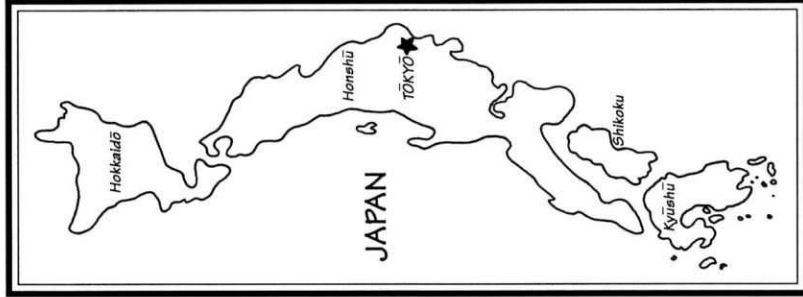


# JAPAN



"The Land of the Rising Sun"

©2003 Hatch Patch Creations

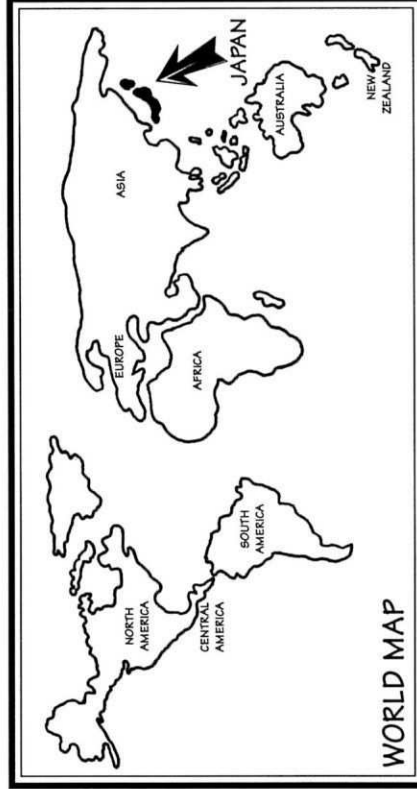


## ACTIVITIES


**ACTIVITY #1: Baseball** - The Japanese people love Sumo wrestling, soccer and baseball. For this activity you will need a few small bean bags to throw, four mixing bowls or baskets and a score sheet and pencil. Place the bowls on the floor in a diamond-shape like a baseball diamond. Each bowl will represent a base. For smaller children, place the bowls closer, for older children place them farther apart. Divide the family into two teams. Choose which team will go first. The first player attempts to throw a bean bag into the bowl that represents first base. If he is successful, the second team member tries to throw a bean bag into the first base bowl. If he makes it, the first player can remove his bean bag from the first place bowl and attempt to throw it into the second base bowl, and so forth. The object is to get a run by successfully throwing a bean bag into each bowl. If a toss misses a bowl, it is counted as an "out." After three "outs" or misses, that team's turn ends, and the other team is given its turn. The first team to hit five runs, wins.

**ACTIVITY #2: "Jon-Ken-Po" (Rock, paper, scissors)** The game of rock, paper, scissors, originated in Japan. You play the game in pairs, and you begin by hitting a closed fist on the open hand twice, and then on the third time you either throw a "Gu" (rock), "Pa" (paper), or a "Chi" (scissors). The symbol for the "Gu" or rock is a closed fist. The symbol for the "Pa" or paper is a flat, outstretched hand. The symbol for the "Chi" or scissors is two fingers outstretched to look like a pair of scissors. Paper wins against the rock, the rock wins against the scissors and the scissors win against the paper. The opponents hit a closed fist twice on their own outstretched hand, and then on the third time, they throw a "Gu", "Pa" or a "Chi." You can have a "Jung-Kim-Po" tournament.

**ACTIVITY #3: Cherry Blossom Festival** - Every year when the cherry blossoms bloom, the Japanese have what is called a Cherry Blossom Festival. They take their families on a picnic and sit under the cherry trees. For this activity you can have each family member make oversized cherry blossoms to decorate with, then have a picnic on the floor, or, if the weather permits, have one outside. To make a cherry blossom, you will need three equal-sized hearts cut from white paper, some type of center either a circle cut from dark pink paper or a cotton ball that has been spritzed with pink colored water, a glue stick, and either pink crayons, pink chalk or pink markers. Take each heart, and starting at the pointed end shaded outward, gradually getting lighter, leaving the outward edges white, and having the darkest pink at the pointed end. Once you have colored all three hearts, put the hearts together by overlapping the points together in the center and gluing. Place your center in the middle of the blossom and adhere. VOLA, you have a cherry blossom!



WORLD MAP



## TREAT RECIPE

Typically, the Japanese people do not eat dessert, but they do love shaved ice. We are including a recipe from Japan that uses shaved ice.



### Ingredients

- Pureed fruit
- Condensed milk
- Shaved ice

For this dessert, the Japanese usually use Kiwi, but you can use any type of berry fruit you desire (strawberry, blackberry, raspberry, etc.). Puree the fruit. Fill a cup 1/2 full of shaved ice. Pour pureed fruit over shaved ice until 3/4 of the cup is full. Add condensed milk, just enough to make it the consistency of an ice-cream shake. Mix well. ENJOY!

## FACTOIDS

**OFFICIAL NAME:** Japan

The Japanese people call it "Nippon" or "Nihon", which means "origin of the sun."

**CAPITAL:** Tokyo

**POPULATION:** 126,974,630

Japan is roughly the size of the state of California. California has 32.3 million people, so Japan has almost four times as many people as the state of California.

**LANGUAGE:** Japanese

**HIGHEST POINT:** Mt. Fuji 12,389 ft.

**RELIGION:** Buddhism, Shintoism. Christianity makes up less than 1%.

**MONETARY UNIT:** Yen

**AGRICULTURAL PRODUCTS:** Rice, wheat, barley, tea, sweet potatoes, soybeans, tobacco.

**EXPORTS:** Goods, cars, electronic devices and computers.

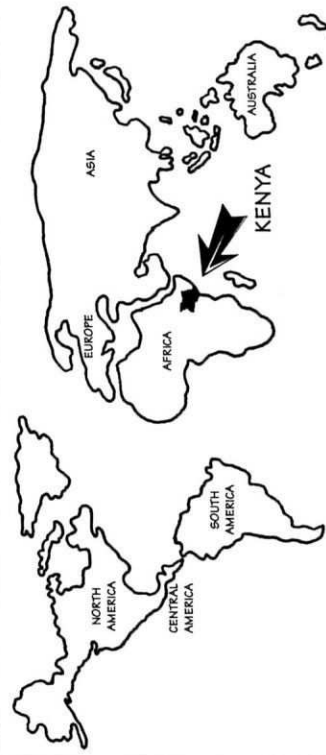
• Japan is made up of four main islands: Honshu, Kyushu, Shikoku and Hokkaido. Honshu is the largest island.

• More than half of Japan is mountainous and covered by forest, so its entire population of 126,974,630 people is occupying less than 50% of its land mass.

• Every child wears a school uniform throughout his entire school career.

• The family is considered to be the basic group of society. The family, as well as their ancestors, are very important to the Japanese people.





WORLD MAP

## FACTOIDS



**OFFICIAL NAME:** Kenya  
**CAPITAL:** Nairobi  
**POPULATION:** 25,000,000  
**LANGUAGE:** English & Swahili  
**RELIGION:** Buddhism, Shintoism  
**MONETARY UNIT:** Kenya Shilling  
**AGRICULTURAL PRODUCTS:** Livestock, sisal, coffee, tea, corn, millet, beans, peas, nuts, fruits, sugar and cotton.  
**EXPORTS:** Coffee, sisal, tea, livestock products

- Just four miles outside the capital city of Nairobi, wild animals such as lions, giraffes, zebras and other big game animals roam freely.
- The Kikuyu are the largest group of people in Kenya.

- The Kikuyu children play an important part in the economic life of the family. As soon as a child is old enough to hold a digging stick, he is given a small plot of land where he is taught to plant seeds and to be able to tell weeds from corn. As the child grows, he is given more land. Even after the children are grown and married, most still tend to their childhood gardens.

- Kikuyu children love to play being grown-up. Little girls weave baskets of grass, grind corn and then prepare imaginary dishes, while little boys learn to use spears, slingshots, bows and arrows and shields made of banana-tree bark.

- While at school, Kikuyu children are taught to play basketball and soccer.
- Kenya is roughly the size of the state of Texas.



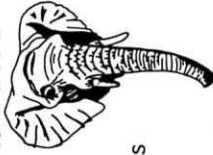
## ACTIVITIES

**Activity #1: "Madaraka" Festival** - On June 1st in Kenya is a celebration called "Madaraka". The people celebrate the day they became a self governing state. Dance competitions called the "Ndombolo" are held. Huge bands are hired to come in and perform. They have variety shows, face painting, etc. For this activity, have your own Madaraka Festival. Use toll paint for the face painting activity (it is soap and water clean up.) If you are not artistic and you have craft punches available to you, punch out the images and use them as templates. Have each member of the family find some type of object that could be used as a musical instrument, and form a band.

**Activity #2: Gardening Activity** - Gardening is very important to the Kikuyu people. If the weather in your area allows, give each family member a small plot of land in which to plant a small garden. If the weather doesn't allow, have each family member plant seeds in containers: terra-cotta pots, egg cartons, etc. that can be used indoors. Plant fast-sprouting seeds so the children do not get discouraged. Teach the children about how important gardening is to the Kikuyu people, and that the children are taught from a very young age to work in and care for a garden.

**Activity #3: Sports Activity** - As a family, play soccer or basketball together. African children love to play these two sports.

## Treat Recipe - Mango Ice Cream COUPE MOUNT KENYA



### INGREDIENTS

- 4 to 5 ripe mangos
- 1 cup heavy whipping cream
- 1/2 cup sugar
- 2 Tbsp. lemon peel cut in tiny ribbons
- 1/2 cup condensed milk
- 1/2 tsp. salt

Peel, pit and mash the mangos. Set aside. Whip heavy whipping cream with sugar until stiff. In a large bowl combine mangos (roughly 2 cups) with the lemon peel, condensed milk and salt. Fold in the whipped cream. Pour mixture into freezer trays or a 6-cup mold and freeze.

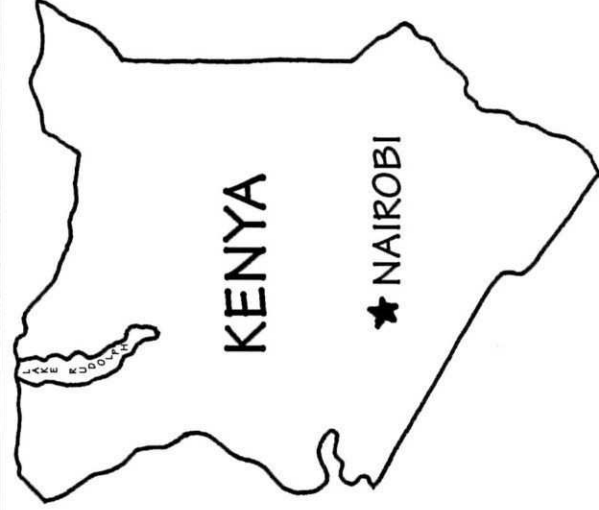
### PINEAPPLE RUM SAUCE


#### INGREDIENTS

- 1 cup pineapple juice (canned)
- 1 cup sugar
- rum flavoring (optional)
- 3 cups fresh pineapple (1/2 inch dice)



Simmer pineapple juice and sugar until it dissolves and forms a syrup. Add 1/2 tsp. to 1 tsp. rum flavoring. In a bowl add fresh pineapple (canned may be substituted). Pour the pineapple rum sauce over the pineapple. Marinate for several hours. When ready to serve, place a scoop of mango ice cream in a dish and top with pineapple rum sauce.





# In Jesus' Eyes

*Judy Checketts Hatch*




In the eyes of Jesus  
We are all one clan,  
Whether we are black or white  
or red, or yellow or tan.

He loves us equally.  
He knows our very names.  
He died to save "all" of us.  
That is why he came.



He isn't concerned with where you live  
Or the color of your eyes.  
He loves you with all his heart.  
There is no one he'll despise.




And all he asks of us  
Is to love one another.  
Every girl as our sister  
Every boy, as our brother.



Even though we live apart  
In lands so far away,  
We can know each other  
And how we work and play.

Remember, every person  
Has a spirit deep inside  
That came from Heavenly Father  
This cannot be denied.



We're all working for a goal  
To live with God again.  
So let's be kind to others  
And try to love all men.