

Hatch Patch Creations

From Our Home To Yours

82 Aspen Grove Dr. W.

Evanston, WY 82930

1-720-870-0398

www.hatchpatchcreations.com

I Can Be A Good Helper Family Home Evening Packet

Contents:

Story,
Picture Sheets,
Game,
Scripture,
Treat Recipe



\$5.00

I Can Be A Good Helper Family Home Evening Packet

Home Evening Outline

- Opening Prayer
- Opening Song
- Scripture
- Story
- Game
- Closing Song
- Closing Prayer
- Refreshments

Suggested Songs: "A Happy Helper," pg. 197 (Childrens)

"When We're Helping," pg. 198 (Childrens)

"Have I Done Any Good," pg. 223 (Hymn)

Scriptures: Mosiah 2:17, Alma 9:28, James 1:22

Story: Color graphics with markers, colored pencils, chalks, etc. Use flannel, or laminate and cut out and place magnets on back of graphics. etc.

"Happy Helpers" Game: Preparation - Color the house as desired and laminate. Laminate and cut out each of the red hearts. Cut the "Happy Helpers" alphabet sheets along the dotted lines. **BE SURE TO NOT CUT THE "HAPPY HELPERS" ALPHABET CARDSTOCK SHEET. THIS IS YOUR ORIGINAL TO MAKE MORE COPIES WHEN NEEDED.**

Object - To be the player with the most points at the end of the game.

Play - At the beginning of the game, choose six category hearts that pertain to your family. Place the hearts, one in each section of the house, face down so that the category cannot be seen by the players. Distribute one "Happy Helper" alphabet sheet to each member of the family along with a pen or pencil. Set a time limit for play, three minutes for older children, five minutes for younger children. Choose a family member to choose one of the hearts from the house. Read aloud the category. Begin the timing process. Each family member must try and come up with an item for each letter of the alphabet that corresponds to the category on the heart. For example, if the category on the heart was, "How can I help my mother?" - one could put for the letter "A" ASK permission before I take something. For the letter "B" one could put BAKE cookies for her. Players can skip around though. Some players may not be able to come up with something for every letter. The idea is to come up with as many things as possible in the time allotted. Once the time has expired, each player takes turns reading their lists. If any other player has an item listed that matches another player on the same letter, all players with that answer, on that letter, must cross it off and no points will be awarded for that answer. Once the player has read all of his answers, the next family member reads his list and the same process is followed. Once all lists have been read, each family member counts up his remaining answers, receiving one point for each and marks the total at the top of his list. Distribute new "Happy Helper" alphabet sheets to each player again, choose a new heart category and play the next round, following the same procedure. Once all six heart category cards have been played. Each player combines his totals from each round.

The player with the most points wins.

Helping Hands Turnovers

Ingredients:

- 1/2 lb. or 2 cubes of butter
- 1 (8oz.) package cream cheese
- 2 cups flour
- fruit pie filling of choice

Directions:

Soften butter and cream together with cream cheese. Add flour. Mix well and form into a large ball. Roll out the dough as you would for a pie crust, approximately 1/8 inch thick. Cut dough into 3.5 to 4 inch circles. Place one tablespoon of pie filling on 1/2 of each circle. Fold the dough over and crimp the edges to seal. Place the turnovers on an ungreased cookie sheet and bake for 15 to 20 minutes in a 375 degree oven. Cool turnovers slightly.

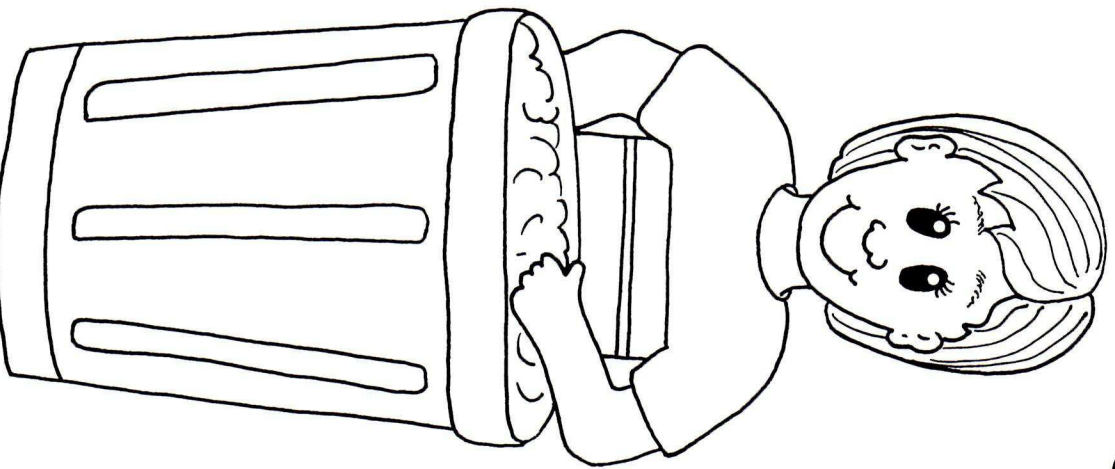
Glaze Ingredients:

- 2 1/2 cups powdered sugar
- 2 Tbs. water
- 1 Tbs. softened butter
- 1 Tbs. light corn syrup
- 1/2 tsp. vanilla

Directions:

Combine powdered sugar, water, butter, corn syrup and vanilla in a small mixing bowl. Mix until all ingredients are moistened. Beat at a medium speed until smooth, adding additional water if necessary to reach desired glazing consistency. Drizzle glaze over turnovers and allow to sit for five minutes. ENJOY!!!!!!!!!!!!!!!!!!!!

"And behold, I tell you these things that ye may learn



wisdom; that ye may learn that when ye are in the service of your fellow beings ye are only in the service of your God."

I Can Be A Good Helper

Josh Reynolds had always been a very good kid. He minded his mom and dad and he did well in school, but one of his best traits was that he was a great helper around the house.

Now, Sarah Reynolds, Josh's older sister was very messy and she never cleaned up after herself. Mother had tried and tried but just couldn't get her daughter to be more neat.

For instance, this morning Josh had gotten out of bed early so he could go fishing with his grandfather. When Josh entered the bathroom, it looked like a hurricane had hit it. Obviously, Sarah had been the last one in the bathroom the night before and had left the mess she had created.

There were long, dark hairs in the sink and the brush was still out on the counter. The toothpaste tube was mangled and the lid was lying in the sink. Her towel that she had used for her bath was on the floor and her dirty clothes had been thrown to the dirty clothes basket but most of them had missed it.

Josh let out a disgruntled sigh and began straightening up the room. He washed the hair from the sink and replaced the toothpaste cap. He picked up all of the dirty clothes and placed them in the clothes basket. Then, he took a wipe and just went over everything so that it looked nice and clean.

As Josh raced down the stairs for breakfast, he could hear Sarah in the kitchen. She had poured herself a bowl of cereal but had spilled some of it on the floor. Then she had splashed milk on the counter and put the milk back in the refrigerator without its lid.

"Sarah!" Josh yelled, "can't you just once clean up after yourself?"

"What did I do?" Sarah answered, but even with Josh explaining the situation, she just shrugged her shoulders and went back upstairs.

Sarah was thirteen and knew better. "She's just lazy," Josh thought to himself. Another sigh escaped his lips as he wiped up the counter, replaced the milk lid and picked up all the spilled cereal.

Soon, Grandpa was there to pick Josh up. Josh loved going anywhere with Grandpa. It was so fun and the two of them were great friends.

Their favorite fishing spot was only a half an hour away so the ride went quickly as Grandpa began telling Josh some of his favorite stories. When Grandpa pulled the old pickup down to the dock, Josh jumped from the truck to help Grandpa get all of the fishing supplies from the back. Grandpa was getting older and didn't move as quickly as he used to and it was nice of Josh to help. Together they unloaded the poles and gear and the worms.

The sun was peaking from behind a large, billowy cloud and it felt wonderful to be outside. The lake was calm and smooth. Suddenly, a huge trout jumped into the air to catch a bug and Josh's heart was racing. He loved to fish.

After they had caught a few trout, Josh helped Grandpa clean the fish and all of the equipment. They secured the lines on the poles so a hook wouldn't catch someone and packed everything up for the ride home.

Saturday afternoons were great times at the Reynolds home. Mother usually took the children to the park or sometimes there was a ball game that one of the children was playing in. This day, Mother was taking them on a picnic.

When Josh got home from fishing, Mother was in the kitchen alone, preparing the food and packing the picnic basket. Sarah was in the living room talking on the phone. The baby was asleep while Arthur and Lilly were playing a game upstairs.

"Can I help you, Mom?" Josh asked.

"Oh, Josh, you sure can," Mother gave a little sigh as she answered. "I have so much to do today but I want to go on this picnic too."

Josh hurried to the sink and washed his hands. As Mother showed him the things that needed to be done, he dug right in and got busy. In very little time, the picnic lunch was ready and packed to go.

Josh called for Arthur and Lilly to come while Mother placed the baby in his car seat in the car. Sarah was STILL on the phone! Then, it was off to Mueller Park for some fun.

Two hours seemed to fly by as the family ate and enjoyed the playground. Mother needed to be to a meeting later that day and so the family would have to cut short their afternoon at the park. Without being told, Josh began putting the food in the picnic basket and throwing away the garbage in the big garbage can by the picnic tables. He brushed the sand from the children's clothes and loaded them into the car. Mother turned to make sure they were leaving the area as clean as they had found it while Sarah was talking on the phone!

Father came home a little early from work this day so he could be there to tend the children while Mom went to her meeting. It was Sarah's job to fix dinner.

It actually wasn't a bad meal and Father complemented Sarah on her cooking but then, Sarah was out of the front door. She was going to a movie with her friends.

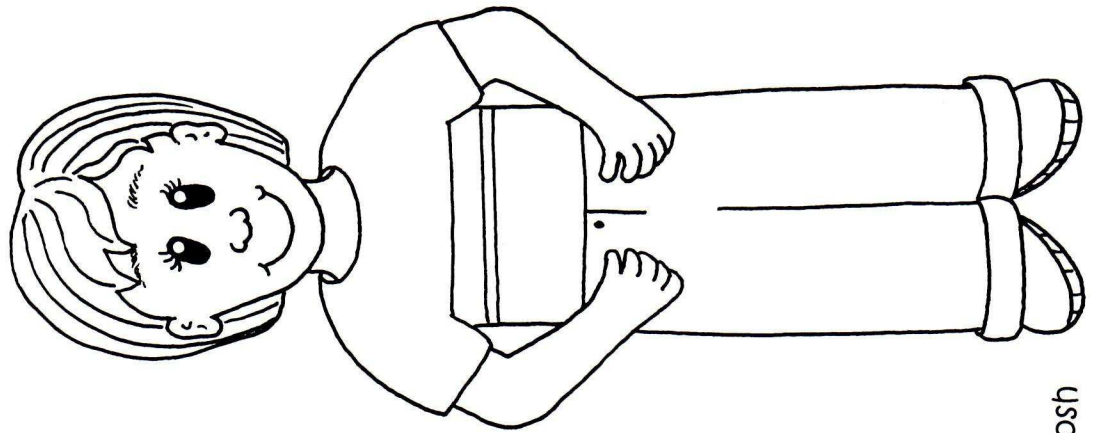
Father and Josh looked around the messy, messy kitchen. "Well," said Father, "I guess I've got my work cut out for me before Mom gets home."

"I'll help, Dad," Josh said and together they cleaned up the kitchen until it was shiny nice.

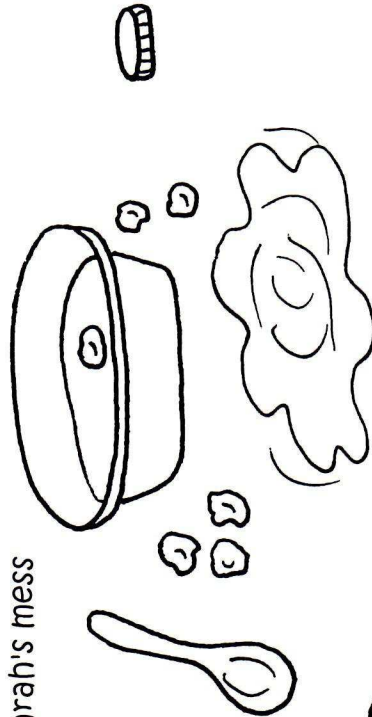

When Josh climbed into bed that night, he thought about his day. He thought about all of the fun he had had, but he also thought about all of the things he had helped with. "It was good to help people," he thought. "We all need a little help sometimes."

DISCUSSION

- Do you help Mother and Father around the house?
- What have you done lately to be of help to someone?
- What kinds of things can we do to be more help to our parents and families?



Josh



Sarah's mess


Father cleaning up dishes



Sarah talking on the phone



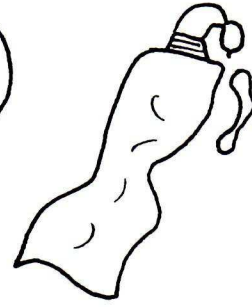
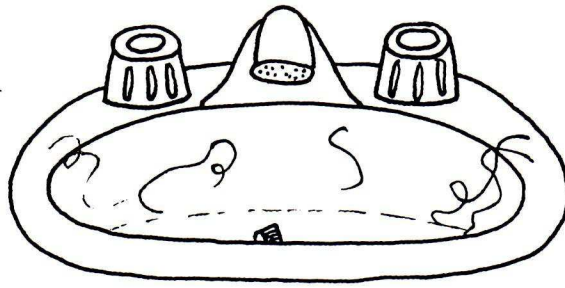

Fishing creel



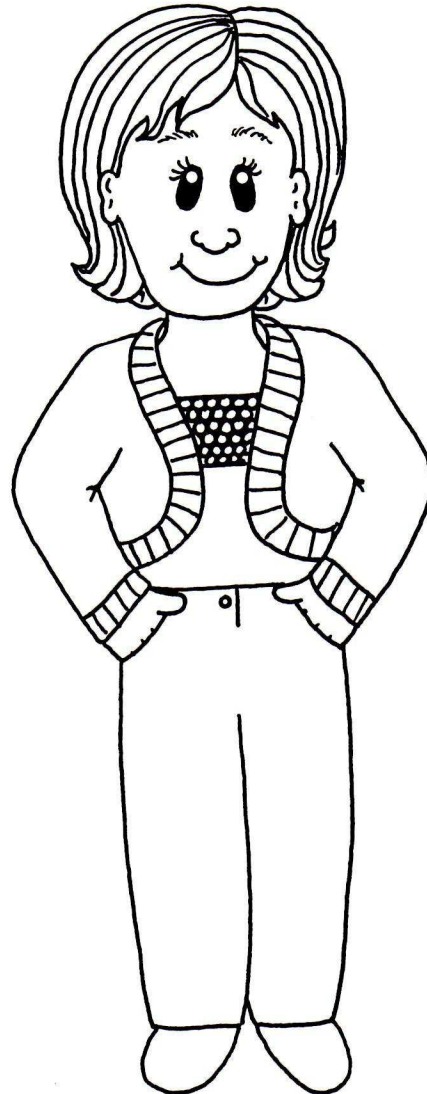

DO NOT COPY

Hatch Patch Creations, Inc. © 2007 All Rights Reserved

Messy sink



Grandfather




Sarah


DO NOT COPY

Josh fishing


DO NOT COPY



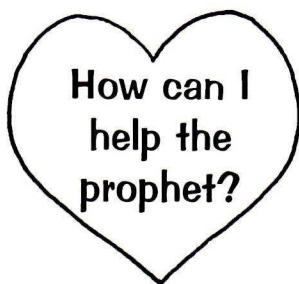
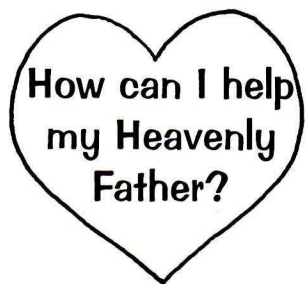
Josh throwing
away trash



Mother




Happy Helpers Categories



DO NOT COPY

"When We're Helping, We're Happy!"

Wallace F. Bennett



Happy Helpers

A _____
B _____
C _____
D _____
E _____
F _____
G _____
H _____
I _____
J _____
K _____
L _____
M _____
N _____
O _____
P _____
Q _____
R _____
S _____
T _____
U _____
V _____
W _____
X _____
Y _____
Z _____

Happy Helpers

A _____
B _____
C _____
D _____
E _____
F _____
G _____
H _____
I _____
J _____
K _____
L _____
M _____
N _____
O _____
P _____
Q _____
R _____
S _____
T _____
U _____
V _____
W _____
X _____
Y _____
Z _____

Happy Helpers

A _____
B _____
C _____
D _____
E _____
F _____
G _____
H _____
I _____
J _____
K _____
L _____
M _____
N _____
O _____
P _____
Q _____
R _____
S _____
T _____
U _____
V _____
W _____
X _____
Y _____
Z _____

Happy Helpers

A _____
B _____
C _____
D _____
E _____
F _____
G _____
H _____
I _____
J _____
K _____
L _____
M _____
N _____
O _____
P _____
Q _____
R _____
S _____
T _____
U _____
V _____
W _____
X _____
Y _____
Z _____

Happy Helpers

A _____
B _____
C _____
D _____
E _____
F _____
G _____
H _____
I _____
J _____
K _____
L _____
M _____
N _____
O _____
P _____
Q _____
R _____
S _____
T _____
U _____
V _____
W _____
X _____
Y _____
Z _____

Happy Helpers

A _____
B _____
C _____
D _____
E _____
F _____
G _____
H _____
I _____
J _____
K _____
L _____
M _____
N _____
O _____
P _____
Q _____
R _____
S _____
T _____
U _____
V _____
W _____
X _____
Y _____
Z _____

Happy Helpers

A _____
B _____
C _____
D _____
E _____
F _____
G _____
H _____
I _____
J _____
K _____
L _____
M _____
N _____
O _____
P _____
Q _____
R _____
S _____
T _____
U _____
V _____
W _____
X _____
Y _____
Z _____

Happy Helpers

A _____
B _____
C _____
D _____
E _____
F _____
G _____
H _____
I _____
J _____
K _____
L _____
M _____
N _____
O _____
P _____
Q _____
R _____
S _____
T _____
U _____
V _____
W _____
X _____
Y _____
Z _____


Younger Children Activity

Round 1

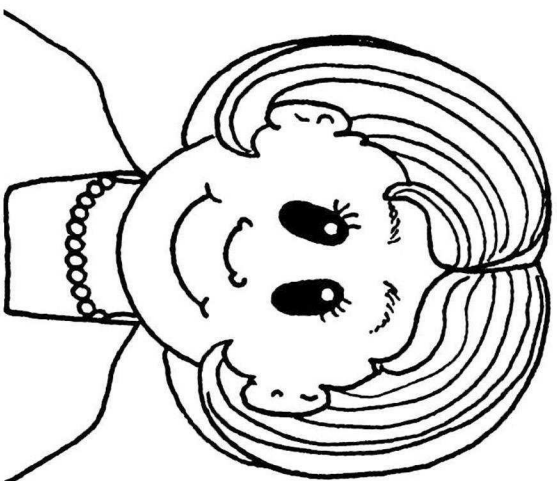
- Print 2 copies of each graphic sheet that says “ I can help my_____ by...”
- Cut down the center and place on your wall or floor face down. You are creating a memory game.
- Take turns finding matches.
- Once someone finds a match have them share how they can help that person. Continue until all the matches are found.

Round 2

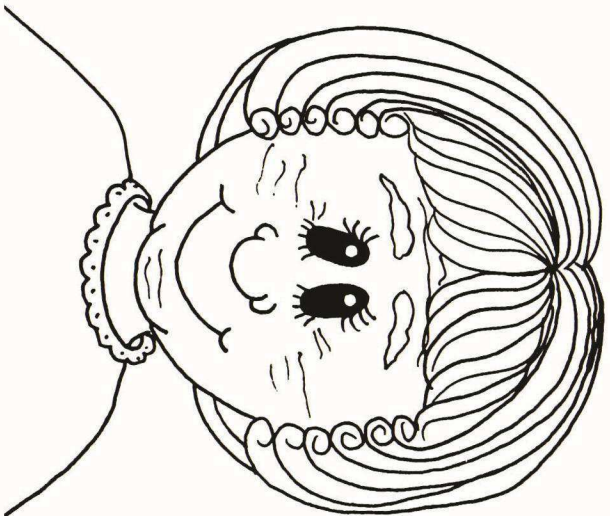
- Cut 4 sheets of paper in half.
- Hold up one of the images that were just used. Ask for one more example of how we can serve that person.
- Right down the answer on the ½ sheet of paper.
- Replace one of the images in the memory game with the written response.
- Play memory again, this time have them match the person with the response they gave.



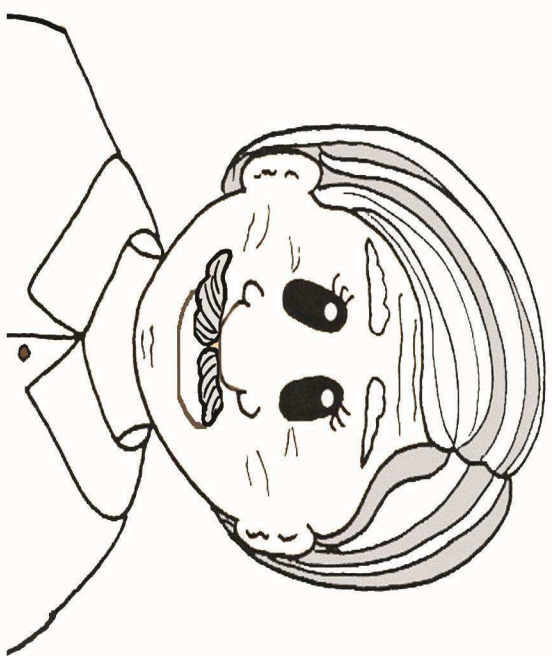
*I can help
my dad
by....*



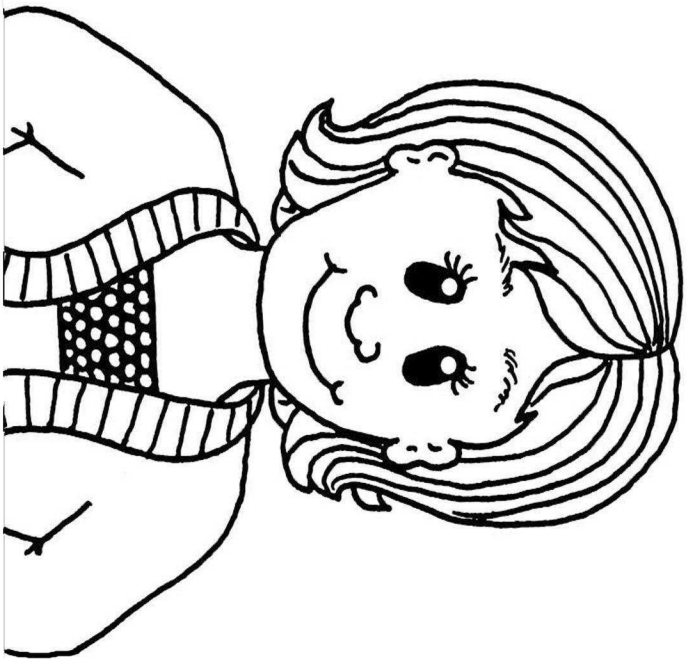
*I can help
my mother
by....*



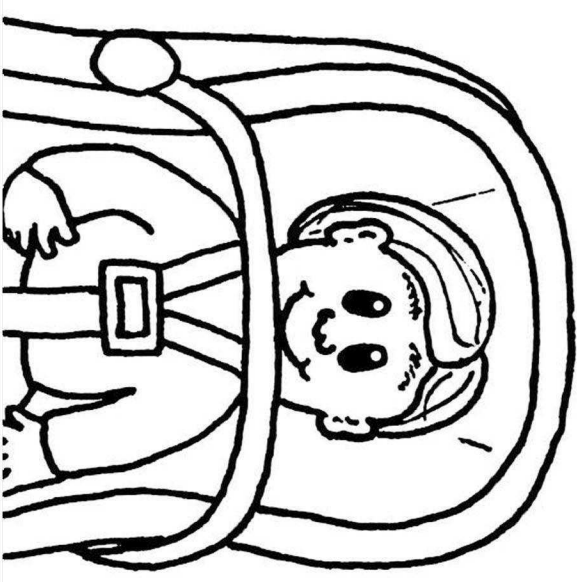
*I can help
my neighbor
by....*



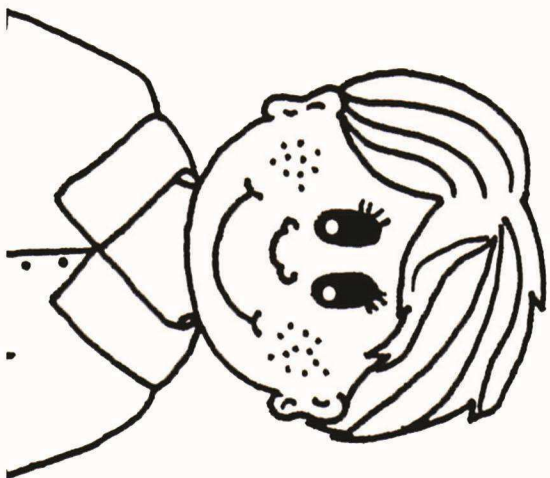
*I can help
my neighbor
by....*




*I can help
my sister
by.....*



*I can help my
baby brother
by.....*



*I can help
my friend
by....*



*I can help the
missionaries
by...*