


# Hatch Patch Creations

*From Our Home To Yours*

[www.hatchpatch.com](http://www.hatchpatch.com)

1-(801)-252-6877

## The Liahona, The Broken Bow And Nephi Family Home Evening Packet



### Contents:

Story, Picture Sheets, Activity,  
Scripture, Treat Recipe

\$2.50

# The Liahona, The Broken Bow And Nephi Family Home Evening Packet

## Home Evening Outline

Opening Prayer  
Opening Song  
Scripture

Story  
Game  
Closing Song  
Closing Prayer  
Refreshments

*Suggested Songs:* "Faith", pg. 96 (Childrens)  
"God's Love", pg. 97 (Childrens)  
"When Faith Endures", pg. 128 (Hymn)

*Scriptures:* Moroni 7:33, 1 Nephi 3:7, 2 Nephi 27:23

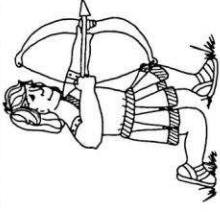
*Story:* Color graphics with markers, colored pencils, chalks, etc. Use flannel, or laminate and cut out and place magnets on back of graphics. etc.

*Nephi's Quest Game:* Preparation - Begin by taking the right hand side sheet of the (2) game board sheets and cut along the dotted line. Place the two game board sheets side by side so that the two solid lines meet forming one game board. Fasten sheets together on the back side of the sheets. Color game board as desired and laminate. Color "Nephi Tokens" if desired, laminate and cut out. Laminate and cut out the "Nephi's Quest" cards. Color the "Liahona" spinner and assemble according to directions on sheet. You will need a die and a playing piece for each player. Place all Tent, Water, Bow and Arrow and Food cards in a large bowl to draw out of.  
*Object:* To be the first player to collect one "Tent" card, 1 "Bow and Arrow" card, three "Food" cards and two "Water" cards.  
*Play:* Have all players place their playing pieces on the "Start" space on the game board. Each player should shake the die. The highest number determines which player goes first. To begin, the player spins the "Liahona" spinner and then shakes the die. The spinner determines which direction on the board the player should go and the die determines how many spaces in that direction he should go. A player may land on any of the following spaces: "Nephi" space - A player collects two "Nephi Tokens" for landing on this space. "Trade In" space - A player can trade two matching cards in and draw one card. "Card Swap" space - A player may swap any one card with that of another player. Players hold cards up with the backs facing the player who is trying to swap cards. The player chooses another player whom he wishes to swap with and draws a card giving that player his unwanted card. "Collect A Card" space - The player can draw one card. "Collect Two Cards" space - The player can draw two cards. "Broken Bow" space - If a player lands on this space and he has a "Bow and Arrow" card, he must return it to the draw container. "Food Got Away" space - If a player lands on this space and he has a "Food" card, he must return it to the draw container. "Lose Turn" space - A player's turn ends if he lands on this space and he forfeits his next turn.

Each player will want to collect as many tokens as possible. Five tokens can be exchanged for one card. Remember the object is to collect one "Tent" card, one "Bow and Arrow" card, three "Food" cards and two "Water" cards. When moving in any direction, if a player comes to an edge of the game board, their turn ends and they do whatever the space indicates for them to do. If on his next turn he does not spin a direction that allows him to move, his turn ends again. The game ends once a player has successfully collected the necessary cards.  
HAVE FUN!!!!!!!!!!!!!!

# Nephi's Food Quest

*Activity:* Purchase jerky treats, dehydrated fruit and nuts, raisins, etc. Hide small bunches of treats all around your home or outside if the weather permits. Tell the children that they are to go out and hunt for their food as Nephi did. We have also provided a recipe for homemade fruit leather. Make this ahead of time and hide it along with other treats.



## Fruit Leather Ingredients:

- 3 fresh pears, apricots, peaches or plums
- 5 tsp. sugar
- Microwave safe plastic wrap

*Directions:* In a blender or food processor, mix together fruit and sugar until mixture is smooth. Pour fruit mixture into a microwave safe bowl and cook on high for 8 to 10 minutes. Mixture should reduce by about half.

Spread a piece of plastic wrap on a microwave safe plate. Spread about 1/4 cup of the fruit mixture evenly on the plastic wrap creating a 6 to 7 inch circle. If edges are to thin they will burn. Microwave on medium power for 5 minutes or until the leather is not sticky in the middle. If more cooking is required, cook in 25 second increments.

Place leather on a cooling rack and allow to cool and dry overnight. Roll leather up in plastic wrap. Can be stored at room temperature up to a week.

DO NOT COPY

# The Liahona, The Broken Bow And Nephi

It was approximately six-hundred years before Jesus was born that a great prophet named Lehi was commanded to take his family and leave Jerusalem. Heavenly Father knew that Jerusalem was going to be destroyed and He wanted Lehi's family to be safe. Because of Lehi's great faith, he did as he was told and took his sons, Laman, Lemuel, Sam and Nephi and his wife Sariah into the wilderness. A man named Ishmael also went with them and also his sons and daughters. Later, the sons of Lehi married the daughters of Ishmael.

Many adventures and hard times came to Lehi's family. Nephi was always obedient and had great faith. Laman and Lemuel, however, were always complaining and would lose their faith very easily.

Lehi's family lived in tents as they made their journey. It was a very hard thing that the Lord had asked them to do and they were very worried about how they would know which direction to travel.

One morning, as the family was staying in the Valley of Lemuel, the Lord commanded Lehi to get up in the morning and to leave on his journey into the wilderness. When Lehi left his tent door that next day, he was surprised to find a strange looking ball on the ground. It was made of fine brass and was a "ball of curious workmanship." There were two spindles inside the ball and one of them was pointing the way that they should go.

You see, when the Lord commands us to do something, He will also provide the way to do it. All we need to do is have faith. Now this wonderful ball not only pointed the way for them, but many times, the Lord would write messages for Lehi and Nephi upon the ball. There was a catch, though. The ball only worked when everyone had faith, including Laman and Lemuel.

The family gathered all of their belongings and took some seeds for planting. They left the Valley of Lemuel and crossed the river Laman. They walked for four days and then put their tents up again in a place called Shazer. Here Nephi and his brothers took their bows and arrows and hunted for food.

Soon, they began their journey again, traveling farther into the wilderness by the borders of the Red Sea. They walked for many days, hunting food as they went with their bows and arrows and stones and slings. The ball, or Liahona as it was called, guided them every step of the way. After many days of walking, they stopped to pitch their tents and rest.

One day while Nephi was hunting, he broke his bow, which was made of fine steel. Immediately, Laman and Lemuel became very angry with him. They began to complain that now they would not be able to have food for them or their families. Laman and Lemuel's bows had lost their spring and wouldn't shoot properly, but instead of finding other ways to hunt, the brothers just got mad at Nephi. Laman and Lemuel and the sons of Ishmael began to murmur.

## DISCUSSION

- Do you know what it means to "murmur?" (It means to "moan, and groan and complain vigorously.")
- Have you ever murmured?

DO NOT COPY

Even Lehi began to murmur against the Lord. Everyone began to murmur, except for Nephi. Nephi had great faith and he spoke to his father and brothers many times about their lack of faith and their hard hearts.

Nephi then made a bow of wood and took a straight stick to use for an arrow. He also took his sling and stones to hunt for animals. He asked Lehi where he should go.

Lehi had humbled himself because of what Nephi had said to him and so he asked the Lord where Nephi should hunt. It was then that the voice of the Lord came to Lehi and chastised him for murmuring so much. This made Lehi very, very sorry.

The Lord told Lehi to look upon the ball for there were things written there for him. When Lehi read the words on the Liahona, it made him and everyone else, tremble! Everyone except Nephi, who knew that the Liahona worked only according to the "faith and diligence and heed" which they gave to it.

As the families traveled in the wilderness, the writings on the ball would change, according to their faith and diligence. Nephi said: "And thus we see that by small means the Lord can bring about great things." (1 Nephi 16:29)

The ball had directed Nephi to the top of the mountain where he was able to hunt wild beasts for their food. When Laman and Lemuel and their families saw the food Nephi had brought for them, they were very happy and they humbled themselves before the Lord again and offered thanks to Him.

There are many great lessons in this story of Lehi, Nephi, Laman and Lemuel. Isn't it wonderful that no matter how many times Laman and Lemuel doubted, if they humbled themselves again, the Lord always came to their aid? He must have loved them very much, even when they lacked faith. He loves us the same.


All the Lord asks from us is to have faith in Him. By faith, Nephi and his family were able to travel where the Lord wanted them to go. By faith, all of us can accomplish great and wonderful things. We can do anything! The Lord will help us in all that we do if we have faith in Him. We all have our own personal Liahona. All we have to do is pray and ask for the Lord's guidance.

Remember Laman and Lemuel and just keep trying. The Lord WILL help you!


## **DISCUSSION**

- Why is it important that we have faith in Heavenly Father and Jesus Christ?
- How can we receive guidance in our own lives?


Nephi





Liahona




Laman & Lemuel

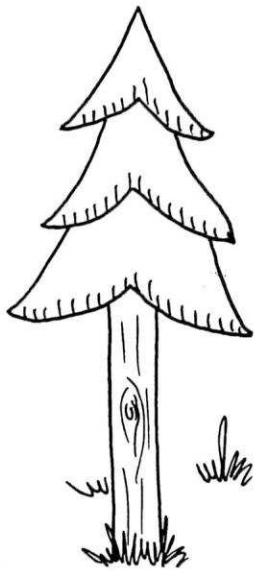


Sariah



































Lehi






# NEPHI'S




COLLECT TWO CARDS				TRADE IN	
		CARD SWAP			
			BROKEN BOW 		
CARD SWAP				COLLECT A CARD	STA Collect
		TRADE IN			
	LOSE YOUR TURN!			CARD SWAP	
COLLECT TWO CARDS			COLLECT A CARD		



# QUEST



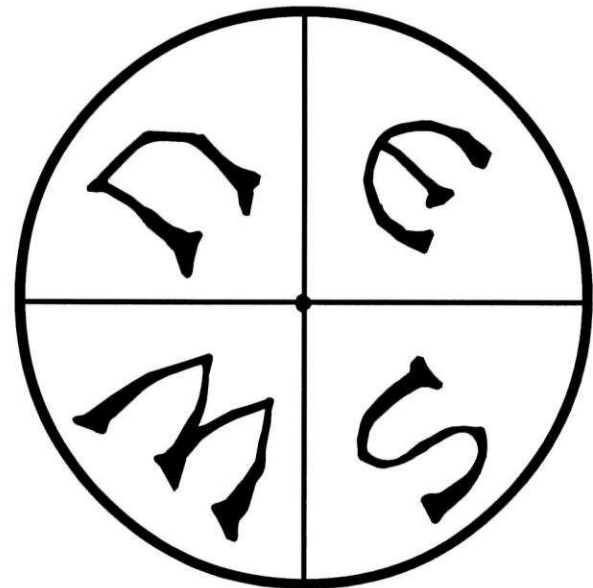
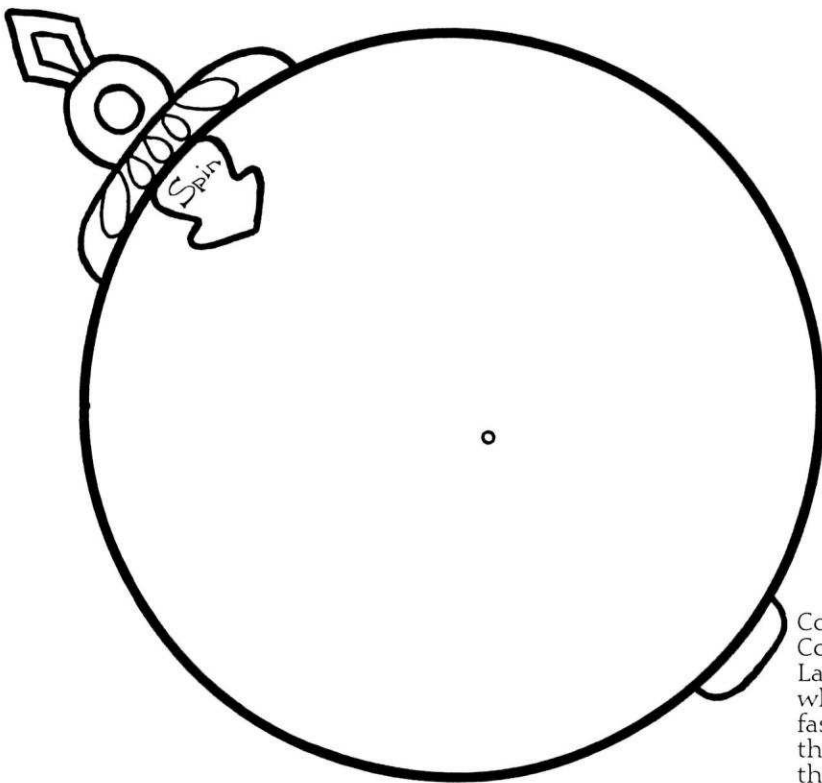

COLLECT A CARD						COLLECT TWO CARDS
		LOSE YOUR TURN!		CARD SWAP		
	CARD SWAP		COLLECT A CARD			
RT 2 Cards				TRADE IN		
	COLLECT A CARD					
	FOOD GOT AWAY 		CARD SWAP			
TRADE IN						COLLECT TWO CARDS



# Nephi Tokens

DO NOT COPY

Color tokens if desired. Laminate and cut out.

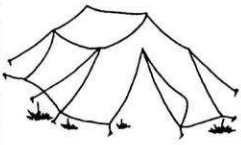


Liahona Spinner

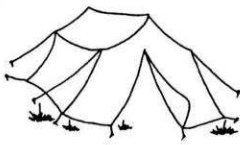
Color the Liahona Ball yellow. Color the spin arrow red. Color the North, South, East, West spinner wheel as desired. Laminate and cut out the Liahona Ball and the spinner wheel. Attach spinner wheel to the Liahona Ball with a brad fastener by punching a quarter inch hole where indicated on the Liahona Ball. Carefully cut a small slit in the center of the spinner wheel and push the brad fastener through the slit so it fits tightly. Place the spinner wheel on top of the Liahona Ball and put brad fastener through the 1/4 inch hole and fasten loosely.



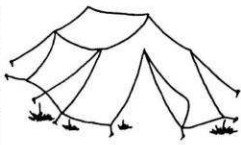
tent



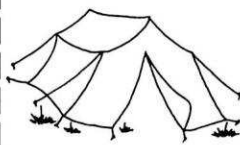
tent




tent



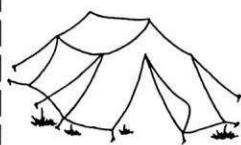
tent



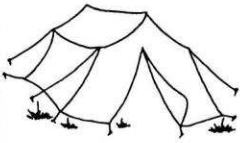
tent



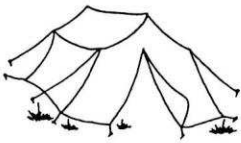
tent



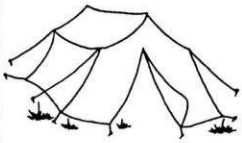
tent




tent




tent



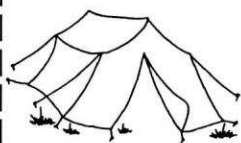
tent



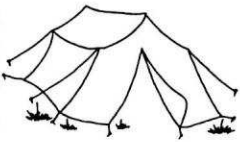
tent



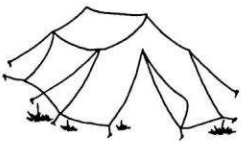
tent



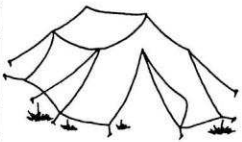
tent



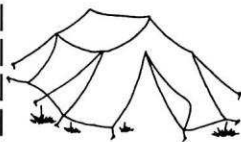
tent




tent



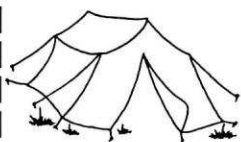
tent



tent



tent



BOW &  
ARROW



BOW &  
ARROW



BOW &  
ARROW



BOW &  
ARROW



BOW &  
ARROW




BOW &  
ARROW



BOW &  
ARROW



BOW &  
ARROW



BOW &  
ARROW



BOW &  
ARROW



BOW &  
ARROW




BOW &  
ARROW



BOW &  
ARROW



BOW &  
ARROW




BOW &  
ARROW



BOW &  
ARROW




BOW &  
ARROW




BOW &  
ARROW


food




food




food




food





food











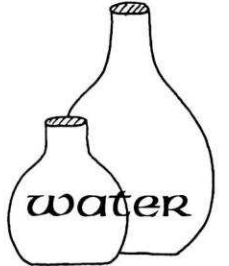
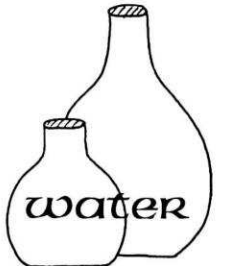
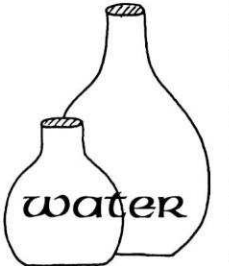


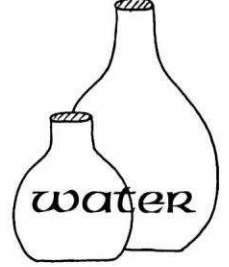
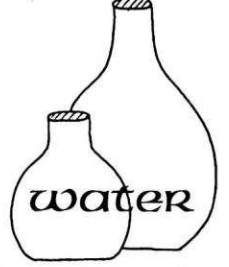
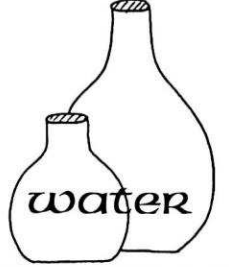
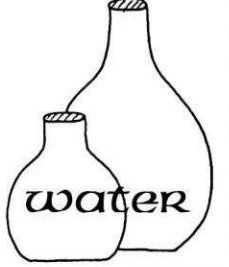
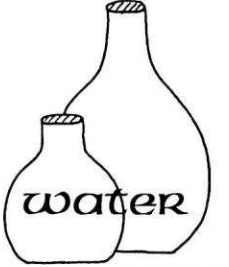
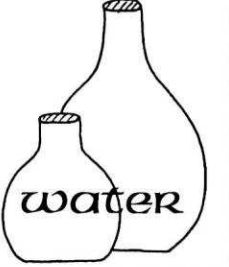
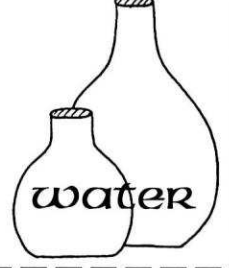
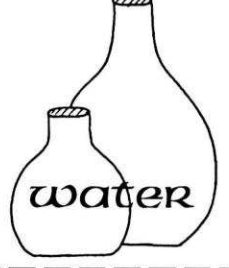
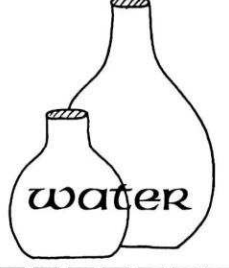

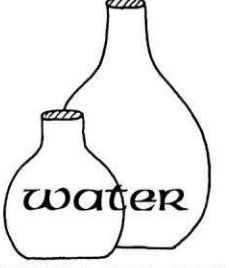
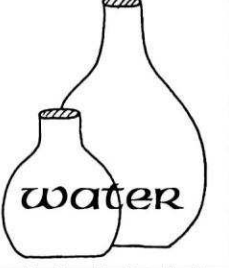
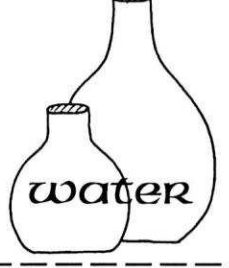
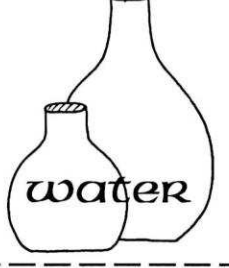
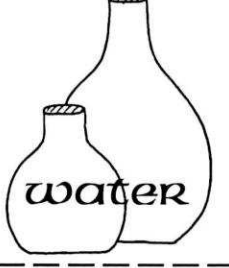
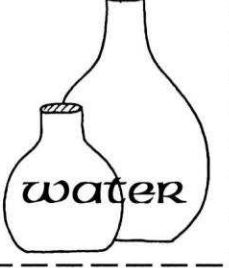
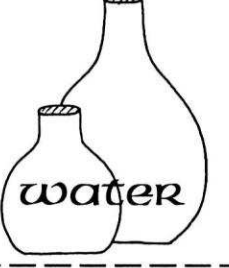
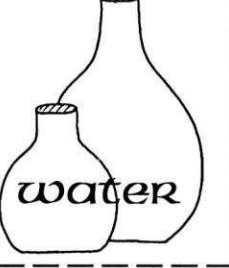

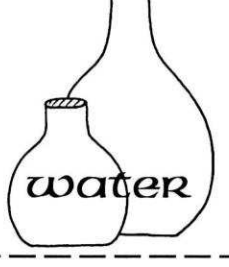


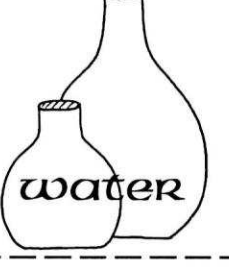
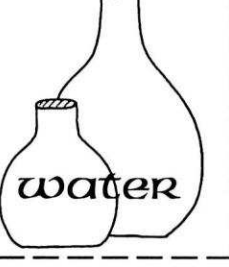
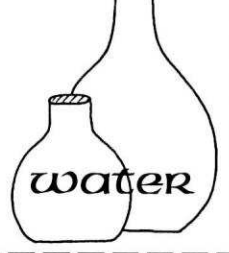
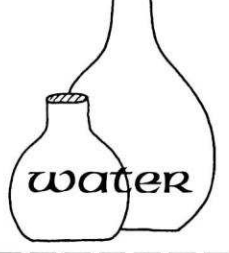
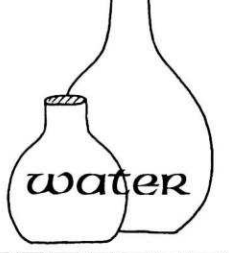
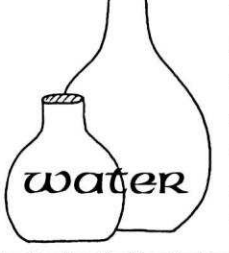
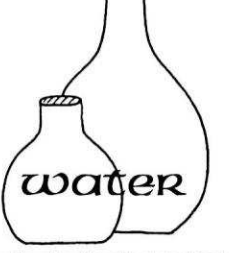
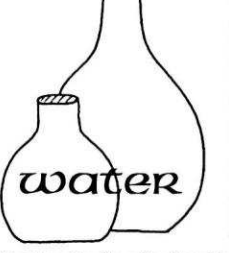
food











 <p>food</p>	 <p>food</p>	 <p>food</p>	 <p>food</p>	 <p>food</p>	 <p>food</p>
 <p>food</p>	 <p>water</p>	 <p>water</p>	 <p>water</p>	 <p>water</p>	 <p>water</p>
 <p>water</p>	 <p>water</p>	 <p>water</p>	 <p>water</p>	 <p>water</p>	 <p>water</p>
 <p>water</p>	 <p>water</p>	 <p>water</p>	 <p>water</p>	 <p>water</p>	 <p>water</p>
 <p>water</p>	 <p>water</p>	 <p>water</p>	 <p>water</p>	 <p>water</p>	 <p>water</p>
 <p>water</p>	 <p>water</p>	 <p>water</p>	 <p>water</p>	 <p>water</p>	 <p>water</p>
 <p>water</p>	 <p>water</p>	 <p>water</p>	 <p>water</p>	 <p>water</p>	 <p>water</p>



**"AND CHRIST HATH SAID:  
IF YE WILL HAVE FAITH  
IN ME YE SHALL HAVE  
POWER TO DO**

**WHATSOEVER  
THING IS  
EXPEDIENT  
IN ME."**



**MORONI 7:33**