

Hatch Patch Creations

From Our Home To Yours

82 Aspen Grove Dr. W.

Evanston, WY 82930

1-720-870-0398

www.hatchpatchcreations.com

Moses and the Ten Commandments (Stealing Never Pays)

Family Home Evening Packet

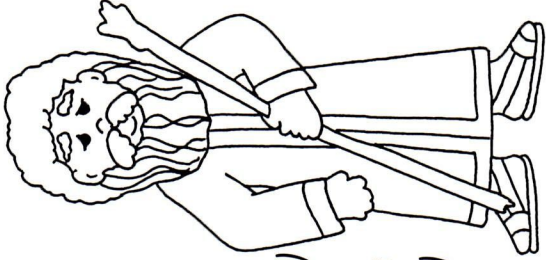


Contents:

Story
Picture Sheets
Game
Scripture
Treat Recipe

\$5.00

Moses' Bible Cake



Cake Ingredients

- 4 1/2 cups of: **1 Kings 4:22**
- 1 cup of: **Judges 5:25** (butter)
- 2 cups of: **Jeremiah 6:20**
- 2 cups of: **1 Samuel 30:12** (raisins)
- 2 cups of: **Nahum 3:14**
- 2 cups of slivered: **Numbers 17:8**
- 2 tsp. of: **II Chronicles 9:9** (vanilla)
- A pinch of: **Leviticus 2:13**
- 6 of: **Jeremiah 17:11**
- 1/2 cup of: **Judges 4:19** (last clause)
- 2 Tbsp. of: **Amos 4:5** (baking powder)

Mix together and bake in a greased and floured cake pan in a 350 degree oven for 35 minutes or until done.

Frosting Ingredients

- 2 cups powdered sugar
 - 1/2 cup cocoa
 - pinch of salt
 - evaporated milk
 - 1/4 cup margarine, butter or shortening
- Mix all ingredients together, using only enough milk to mix well. Add milk a little at a time to get right consistency.

The Ten Commandments Family Home Evening Packet

Home Evening Outline


- Opening Prayer
- Opening Song
- Scripture
- Story
- Game
- Closing Song
- Closing Prayer
- Refreshments

Suggested Songs: "Dare To Do Right", pg. 158 (Children's)
"The Commandments", pg. 112 (Children's)
"Keep The Commandments", pg. 303 (Hymn)
"Teach Me To Walk In The Light", pg. 304 (Hymn)

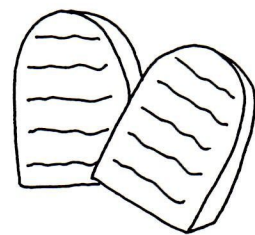
Scriptures: D&C 93:20, Mosiah 2:22

Story: Color graphics with markers, colored pencils, chalks, etc. Use flannel, or laminate and cut out and place magnets on back of graphics, etc.

Game: Preparation - Cut out die according to assembly directions on sheet and glue together. Purchase ten different kinds of candy bars. Try to choose a favorite candy bar for each member of the family, but only ten total. Laminate and cut out each number tile. With tape, place a number tile on the bottom of each candy bar. Lay candy bars face up on the playing surface.
Play - Have each member of the family sit around the playing surface. Determine the player who is to go first by the family member who has a birthday coming up next. Play then rotates to the left. Set a time limit on the game - usually fifteen to twenty minutes, but play time can be shorter or longer. A player rolls the die. If a "#1" or "#5" is rolled or the "Recite any four commandments and choose two candy bars!" is rolled, a player may choose one candy bar, but can have two if he recites four commandments. A candy bar can be chosen from the candy bars on the playing surface or from one that has previously been chosen by another player. In order to choose a candy bar that has been already chosen, the player must remember who chose the candy bar previously, and ask that player for the candy bar. After the player has chosen his/her candy bar(s), he turns the candy bar over to reveal the number tile on the bottom of the candy bar. The player must then recite the commandment that corresponds with the number. For example: The player chooses a candy bar that has the "#8" on the bottom. The player would recite the eighth commandment, which is "Thou shalt not steal." The player then hides the candy bar on his lap so that it cannot be seen by the other players. If a player cannot recite the commandment that corresponds with the number tile, he doesn't get to keep the candy bar. Play continues to rotate to the left until the time runs out.



Moses, Ben and the Ten Commandments



No one saw Ben slip the candy bar into his pants pocket or so he *thought*. In fact, he was feeling quite smug about the whole thing and looking forward to the time when he would be home and could eat his treasure. He raced the entire way home, slipped through the front door and raced up the stairs to his bedroom. He had never stolen anything before and his heart was pumping terribly hard in his chest. In fact, he wasn't sure he liked the feeling he was having. A little voice in his head kept telling him that he had done something horribly wrong but he just tried to ignore it. Just then, he heard Mother.

"Ben," she called. He could hear her footsteps coming closer. He would have to hide the candy, but where? As Mother turned the handle on the door to his room, he rushed to shove the bar underneath him. He hoped she wouldn't see the guilty look on his face, but mothers have amazing abilities. Immediately, Ben could see that he was in trouble.

"Mister Akins from the grocery store just called," said Mother. "He said that you were just there and that you took something from the counter. Would you like to tell me about it?"

There was a deafening silence in the room and Ben knew that his face must have turned fourteen different shades of red. "Ben," continued Mother, "I have told you to come straight home from school and to not stop anywhere. You not only disobeyed me, but you have done something very wrong."

Ben bowed his head and couldn't look Mother in the eye. He knew it was wrong when he picked up the candy bar. He had felt something he had never felt before and he didn't like it, but he had done it anyway. Now he was feeling worse than ever.

Mother sat down on the bed beside Ben and put her arm around him. "Son, whatever you took from Mister Akins' store you will have to return."

"Oh, no, Mom!" Ben shouted. "I can't do that!"

"Yes, you can, Son, and I will go with you." Ben looked finally into Mother's face and saw something he hadn't expected to see. There wasn't hatred or anger in Mother's eyes. Mother was ashamed of him. Oh, what an awful feeling that was! Mother had never been ashamed of him. It hurt his heart.

"You see, Ben," she continued, "God gives us rules to obey for many reasons. These rules have been around since Adam's day and are still as important as ever. Even if no one had seen you take the candy bar, God knew. He always knows and it is He we will have to answer to some day. There are legal laws and there are spiritual laws and most of the time, they are the same."

Ben reached beneath him to recover the squashed candy bar and placed it on his lap as Mother began telling her story.

"In the early days of the Bible, there lived a great prophet by the name of Moses. Moses had many trials in his life but he remained faithful, no matter what. With the help of the Lord, Moses gave us the greatest set of rules known to man. Moses spoke to the Lord often, sometimes face to face. Twice he received the Ten Commandments, which were written on large stone tablets by the actual finger of the Lord. As Moses returned from Mount Sinai the first time, he saw that the Israelites had built a golden calf and were worshipping it. He was so angry that he broke the tablets. Then the Lord told him to make two more tablets of stone just like the first, and to take them to the top of the mountain again.

Early in the morning, Moses rose to the top of Mount Sinai. God told him to come alone and not let any of the flocks or herds feed there. The Lord descended in a cloud and gave Moses the Ten Commandments, again written on the stones with His finger. These are the rules He wrote, and Son, they are so very important because it is from keeping these rules that the Lord will judge us and know how much we love Him."

1. Thou shalt have no other gods before me.

Our Heavenly Father is the one Supreme Being. There is no one more important to us and we must never worship anyone or anything more than Him.

2. Thou shalt not make unto thee any graven image, or any likeness of any thing in heaven above, or things which are in the earth beneath.

When the Israelites made the golden calf and began to worship it, the Lord caused terrible things to happen. We must only worship God, His son Jesus Christ and the Holy Ghost.

3. Thou shalt not take the name of the Lord thy God in vain.

Swearing is a terrible habit but becomes many times worse if we take the name of the Lord in vain. We hear it all around us from television, movies, music and from people we know, but we must never take the name of God in an unholy manner. When people use God's name with a swear word or in any other disrespectful way, they are taking the name of the Lord in vain.

4. Remember the Sabbath day, to keep it holy.

When God created the world, He rested on the seventh day. He wants us to do the same but more importantly, He wants us to worship Him on that day. Sunday is a holy day - a day of worship and one that we should devote to the Lord to renew our covenants and increase our spirituality.

5. Honor thy father and thy mother, that thy days may be long upon the land which the Lord thy God giveth thee.

To honor another person is to hold them in high esteem, or in other words, to respect them because of their great worth. To show our parents respect is the greatest gift we can give them.

6. Thou shalt not kill.

Murder is not only against our law, but it is against God's law. It is a most serious sin because someone who commits murder takes the life of another.

7. Thou shalt no commit adultery.

When we marry someone, we are commanded to be faithful and true to that person both physically and spiritually. Love and commitment in a marriage is very sacred in the eyes of the Lord and should be in ours, too.

8. Thou shalt not steal.

We can steal in many ways. It is wrong to take anything that is not ours, whether it is our sister's sweater or money from the bank. Stealing hurts not only the person from which we steal, but hurts our bond with our Heavenly Father.

9. Thou shalt not bear false witness.

When someone lies, it is very hard to trust that person ever again. We can lie by telling lies, by not telling the whole truth, or by making the truth bigger than it is.

10. Thou shalt not covet.

This one is hard to understand. "To covet", according to Elder Bruce R. McConkie, "is to have an eager, extreme, and ungodly desire for something." Usually, if we are coveting something, we are jealous of something that someone else has and we wish we had it instead of them. We covet something when we want it selfishly, vainly or pridefully.

"I'm sorry, Mom," Ben said after a moment or two. "I'm really sorry I let you down. I won't ever do that again."


Mother took Ben by the hand and together they walked the block to Mr. Akins' grocery store. It was the hardest thing Ben had ever had to do in his young life. He found Mr. Akins in the produce section.

Mother stood back as Ben very nervously explained that he had taken the candy bar and that he had returned to the store to pay for it. Mr. Akins patted Ben on the back. He put his arm around him as he thanked him for coming back and for having the courage to admit he had taken the candy. Then, Mr. Akins smiled at Mother as she guided Ben out the door.

As they walked home, Ben felt a foot taller than he had when he had left the store earlier. Doing the right thing always makes us feel bigger and better.

DISCUSSION

- What kind of things might be considered a "graven image?"
- What can we do on Sunday to keep it holy?
- How can we show respect to our parents and grandparents?
- Are there ways that we don't always tell the truth?




The cloud that concealed the Lord's identity on Mt. Sinai




The golden calf worshiped by the Israelites




Mr. Akins calling Ben's mother




Ben, repaying Mr. Akins for the candy bar




Moses



Ten Commandments





1	2	3	4
---	---	---	---

5	6	7	8
---	---	---	---

9	10
---	----

Laminate and cut out each stone tablet. The tablets are to be used with the story.

#1

Thou shalt have no other gods before me

#2

Thou shalt not make unto thee any graven image

#3


Thou shalt not take the name of the Lord thy God in vain

#4


Remember the sabbath day, to keep it holy

#5


Honor thy father and thy mother

A simple line drawing of a gravestone with an arched top and a slightly wider base. The text is centered within the stone.


#6
Thou
shalt
not
kill

A simple line drawing of a gravestone with an arched top and a slightly wider base. The text is centered within the stone.


#7
Thou
shalt not
commit
adultery

A simple line drawing of a gravestone with an arched top and a slightly wider base. The text is centered within the stone.

#8
Thou
shalt
not
steal

A simple line drawing of a gravestone with an arched top and a slightly wider base. The text is centered within the stone.

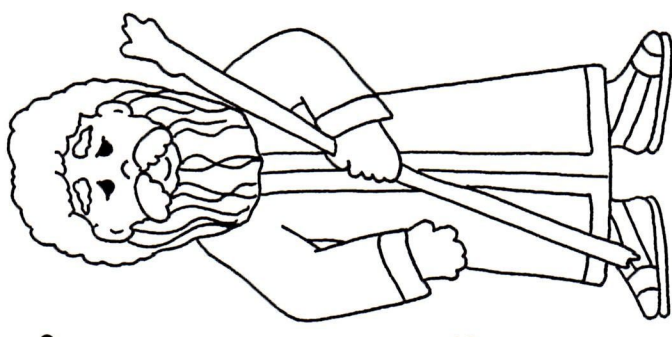
#9
Thou
shalt not
bear false
witness

A simple line drawing of a gravestone with an arched top and a slightly wider base. The text is centered within the stone.

#10
Thou
shalt
not
covet

The Ten Commandments

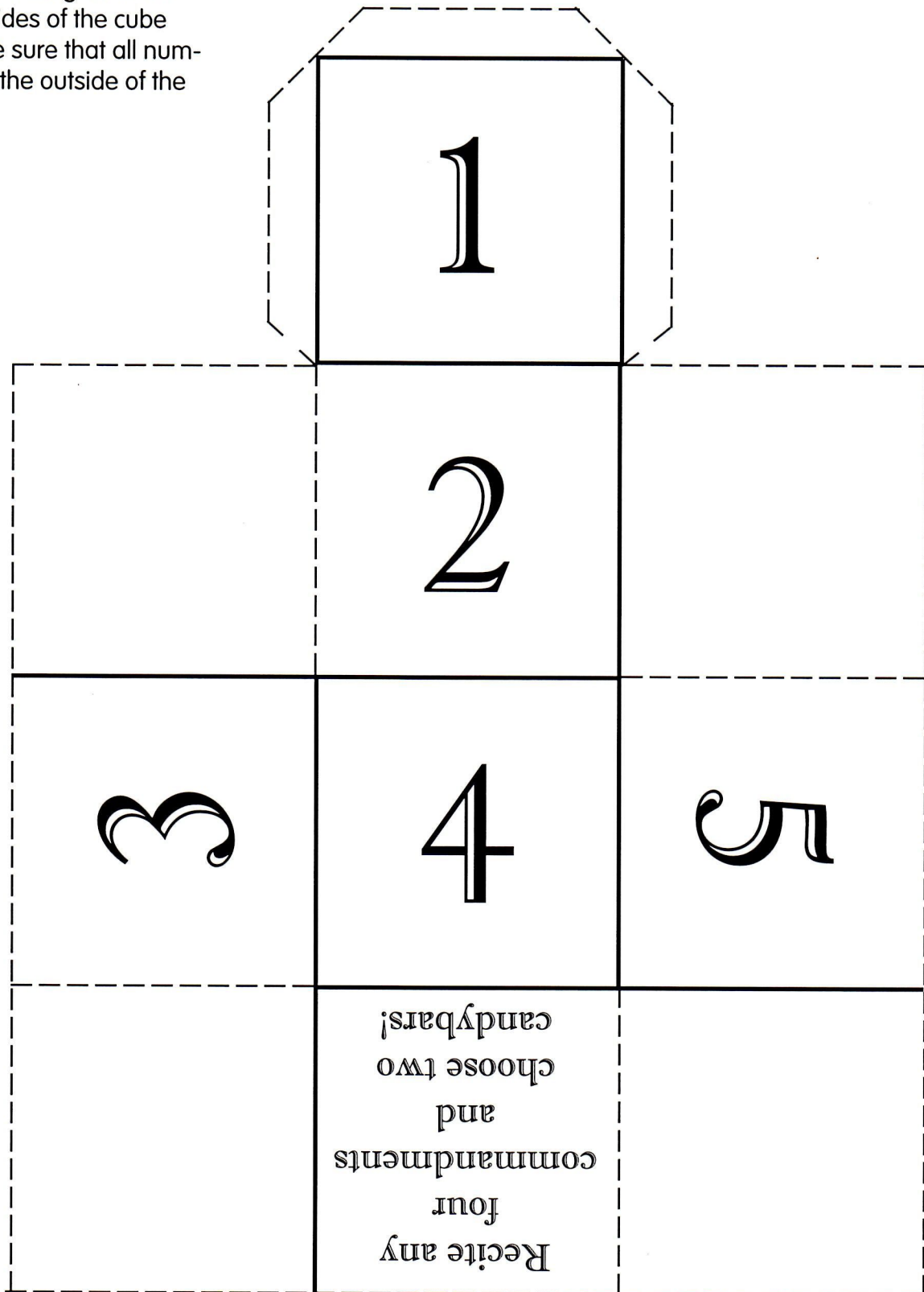
- 1. Thou shalt have no other gods before me**
- 2. Thou shalt not make unto thee any graven image**
- 3. Thou shalt not take the name of the Lord thy God in vain**
- 4. Remember the sabbath day, to keep it holy**



- 5. Honor thy father and thy mother**
- 6. Thou shalt not kill**
- 7. Thou shalt not commit adultery**
- 8. Thou shalt not steal**
- 9. Thou shalt not bear false witness**
- 10. Thou shalt not covet**

Assembly Directions

- Cut on all dashed lines.
- Fold a crease on all solid lines.
- Fold each side in, forming a cube. Use a glue stick or small amounts of white glue to adhere the insides of the cube together. Be sure that all numbers are on the outside of the cube.



*“For if you keep my
commandments you shall receive
of his fulness, and be glorified
in me as I am in the Father;
therefore, I say unto you, you
shall receive grace for grace.”*

D&C 93:20