

Hatch Patch Creations

Family Home Evening Made Easy

(720)870-0398

www.hatchpatch.com




Embark

to Serv-A-Lot




New Beginnings Packet

- 1 Activity Outline
- 4 Pages Organization Helps
- 5 Pages activity Ideas
- 4 Pages invitations
- 1 Castle scrapbook sheet



\$3.00

“Oh Ye, Embark to Serv-A-Lot”



New Beginnings Theme: “Oh ye that embark to Serv-A-Lot”

Overview: This year the youth will be “Embarking on Service.” For New Beginnings or Girls Camp they will travel to the medieval kingdom of Serv-A-Lot. This is a wonderful land where the Young Women Values are used to help them serve throughout the year. The activity will be full of knights, princesses, court jesters and minstrels. They will have so much fun as they prepare to “Embark to do Service” during 2015. (Get it? They’ll serve a lot during the year.)

This Packet Includes: 15 Pages

Organization Helps:

- An “Activity at a Glance” sheet to be copied for the leader and class president. This can be used to help organize some of the major assignments for the upcoming activity. It is designed to assign committee head chairs that will be over: decorations, refreshments, program, etc.
- Assignment cards to be filled out and handed to individual girls.
- Talk assignment cards to be handed out to the girls who will be speaking. Each Value is represented.

Activity Ideas:

- 5 Pages of ideas. There is one page for: decorations, refreshments, costumes, etc.
- 1 Castle page. This can be used as a table decoration or copied and given to each girl as a memento.

Invite Ideas and Advertising Ideas:

- 1 Page invitation to be used in a scroll type of invitation. (You will need to add information like: time, date, etc.)
- 1 Page of invitations that may be copied and used for activity.
- 1 Announcement flier.



“Embark to Serv-A-Lot”

(At a glance)

Committee Head Chairs

Decorations: _____

Refreshments: _____

Invitations/Announcements: _____

Program: _____

Maypole: _____

Costumes: _____

New Beehive Welcome: _____

Additional Information


Date and Time: _____

Budget Amount: _____

Building Scheduled: _____

Bishopric Member asked to speak: _____


Notes



Date _____
Time _____

Please prepare a 3 minute talk to present at
New Beginnings.


1. Highlight your value which is **FAITH**
2. Share some ideas on doing **SERVICE** during the upcoming year.



Date _____
Time _____

Please prepare a 3 minute talk to present at
New Beginnings.


1. Highlight your value which is **Divine Nature**
2. Share some ideas on doing **SERVICE** during the upcoming year.



Date _____
Time _____

Please prepare a 3 minute talk to present at
New Beginnings.


1. Highlight your value which is **Individual Worth**
2. Share some ideas on doing **SERVICE** during the upcoming year.



Date _____
Time _____

Please prepare a 3 minute talk to present at
New Beginnings.


1. Highlight your value which is **Knowledge.**
2. Share some ideas on doing **SERVICE** during the upcoming year.



Date _____
Time _____

Please prepare a 3 minute talk to present at
New Beginnings.


1. Highlight your value which is **Choice & Accountability**
2. Share some ideas on doing **SERVICE** during the upcoming year.



Date _____
Time _____

Please prepare a 3 minute talk to present at
New Beginnings.


1. Highlight your value which is **Good Works**
2. Share some ideas on doing **SERVICE** during the upcoming year.



Date _____
Time _____

Please prepare a 3 minute talk to present at
New Beginnings.


1. Highlight your value which is **Integrity.**
2. Share some ideas on doing **SERVICE** during the upcoming year.



Date _____
Time _____

Please prepare a 3 minute talk to present at
New Beginnings.

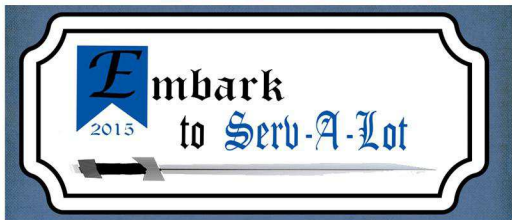
1. Highlight your value which is **Virtue.**
2. Share some ideas on doing **SERVICE** during the upcoming year.




Could you please help us with New Beginnings by:



Could you please help us with New Beginnings by:



Could you please help us with New Beginnings by:



Could you please help us with New Beginnings by:



Decorations



The internet will probably be your best source for this. I will be posting ideas on my Pinterest page as well. Just look under Jill Revelli and New Beginnings 2015 Serv-A-Lot.

Shields: Make large shields out of dollar store poster board. Each shield will represent one of the Young Women Values. Try to coordinate the color of the shield with the value color. See below for values, colors and the value statements that can be used in decorating.



Flags and Banners: I would cut a large shield shape out of poster board. Then attach a dollar store table cloth in the same color to drape from the base of the shield to the floor. I will try to make one and post a picture soon.



Plastic table cloths from the dollar store can make a huge difference in decorating. Cut them in 1/2 lengthwise. Tape the end pieces together so you have one long strip. Simply drape them through-out the room to give a medieval look.

We have included a page with a castle. This can be used as a possible decoration or a momento for the girls.

Faith (white): I am a daughter of Heavenly Father, who loves me. I have faith in His eternal plan, which centers in Jesus Christ, my Savior (see [Alma 32:21](#)).



Divine Nature (blue): I have inherited divine qualities, which I will strive to develop (see [2 Peter 1:4-7](#)).



Individual Worth (red): I am of infinite worth with my own divine mission, which I will strive to fulfill (see [D&C 18:10](#)).



Knowledge (green): I will continually seek opportunities for learning and growth (see [D&C 88:118](#)).



Choice and Accountability (orange): I will choose good over evil and will accept responsibility for my decisions (see [Joshua 24:15](#)).



Good Works (yellow): I will help others and build the kingdom through righteous service (see [3 Nephi 12:16](#)).




Integrity (purple): I will have the moral courage to make my actions consistent with my knowledge of right and wrong (see [Job 27:5](#)).



Virtue (gold): I will prepare to enter the temple and remain pure and worthy. My thoughts and actions will be based on high moral standards (see [Proverbs 31:10](#)).





Costumes



A few weeks before your scheduled New Beginnings, announce to members of your ward that you are in need of: old material, sheets, old tablecloths, etc. These donated items can be used for the majority of your costumes.

Side note: These are just suggestions, please don't feel like you have to do all or any of these.

Tunics: Most of the girls who are not given a different part will be wearing simple tunics. Old material cut in a square with a hole on top will suffice. I would assign each girl to be in charge of finding their own tunic. This is where your donated material will come in handy. You could also make these during a pre New Beginnings activity.

Princess: The young women who will be conducting this activity.

Court Jesters and Minstrels: If you choose to have these characters during your mid program entertainment.



(Are you impressed with my Jester Costume?)

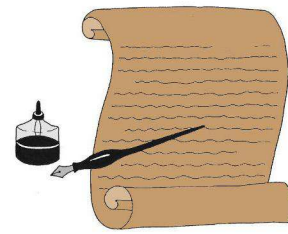
Over-Achiever Idea: Only if you want to be super extra cool.

- At a pre New Beginnings activity make head wreaths for all the girls who will be attending: Mothers, sisters, etc. Simply take pipe cleaners and form into a circle. Embellish with ribbons and silk flowers. I would obtain most of this from a dollar store if you have one.
- You can create either: swords, breastplates, or hats.
(Swords) Can easily be made from tubular pipe insulation. They are around .99 cents at a home improvement store. Each piece will make 3 small swords.
(Breastplates) Can be made out of a ton of different items. Pinterest is a wealth of knowledge.
(Hats) Use 2 felt squares and hot glue into a triangle creating a simple hat.





Program



Value Speakers:

- A few weeks before your scheduled New Beginnings, hand out the speaker assignment cards to 8 Young Women. Make sure you keep a record of who was asked, and what their value is. Have each girl explain a little bit about their value. This might be a good time to show your Value shields. Emphasize the idea that they are speaking on how they will be able to serve during this up and coming year.



MayPole: As each girl speaks about her value, have her tie a coordinating colored ribbon to the top of the pole.

- You might have brilliant ideas on how to build a maypole. I would take a Christmas tree stand, insert a carpet roll and screw it in so it is secure. Spray paint the entire carpet roll and attach a piece of sturdy wire across the top. The girls can tie their ribbons onto the wire. Remember you can use this the entire year by having the girls add ribbons as they do acts of service.

Midway Entertainment: This should be a really fun part of the evening. You can do a bunch of different things here.


- Court Jester: Have a few of the girls get up and try to entertain the subjects. They could tell jokes, try to juggle, etc.
- Minstrels: If you choose to serve a savory course like cheeses and olives, have girls go around and entertain in small groups. If you have any girls who play instruments you could showcase them here.
- You could also have a really fun sword fight, jousting with pool noodles and stick horses, etc. This could actually be an entire follow up activity to highlight your yearly theme.

Introduce New Beehives:

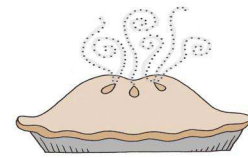
- Assign one older girl to be the official Knight who introduces each new upcoming beehive and “Knights” her into Young Womens. They need to find out a little bit about each girl, including fun facts. Have the new girls come forward to be introduced. You can be a total over-achiever and make them cardboard armor, or swords. Have them kneel as an older girl “knights” them into Young Womens.

A Message from the King:

- Invite a member of the bishopric to give closing remarks. Ask him to talk about the scripture: “O ye that **embark in the service of God**, see that ye serve him with all your heart, might, mind and strength, that ye may stand blameless before God at the last day.” (D&C 4:2)




Refreshments



You can serve either one or two courses. The first course will be served by the “Serving Girls” (aka Young Women) in tunics. This will happen during the mid-way break in the program. (See program)


Course 1: This will be your savory course. Here are a few ideas to start with.



- Piece of French bread with jam, or a simple roll.
- Skewer with a piece of cheese, olive and possibly a small chunk of summer sausage. (depending on your budget)
- A baby pickle.
- Small cup of raisins.

I would stick to cold items that you don’t need to keep warm. This way all the plates can be dished and ready to go before the activity starts. I would set up a food table in the back of your room where these will be at the beginning. Then the girls just have to go grab one and deliver it.

Course 2: This will be served at the conclusion of the evening.



- Small pies or cream puffs. I have seen these at Costco.
- A fruit skewer with a strawberry, grape, and pineapple piece. Avoid a banana so you don’t have to worry about it turning brown during your activity.
- Any cookies, cakes, etc.

Crazy over achiever idea: You would need a rock-star group of people to help with this.

At mid-point break for a small meal. Set up large tables with plastic table cloths. In large pots boil small pieces of corn on the cob, potatoes, a protein like shrimp or kielbasa, carrots, etc. Once everyone is seated, pour the boiled food down the center of the tables. They will eat with their hands. Provide lots of napkins. I have done this before and it was so much fun. If you want to try this, check my Pinterest page for recipes.



Invitations



Invites: This is a fun way for the girls to show their creativity. Encourage them to help with making and delivering all the invitations.

Invite Ideas:

- Scrolls: Attached at the end of this packet is an idea for a scroll invite. Include all of your ward information like: time, place, etc. Roll up the invite and tie with colored ribbon. I would print these on a cream or light brown colored card stock. Over Achiever idea: Attach dowels or chopsticks to the top and bottom of the invite to give it more of a medieval look.
- Attach your invite to small swords. You can have the girls make these, or you can find some in the birthday section of a party store.
- Print off a colorful photo/invite and hand out. This is pretty simple. Personalize the invite I designed. It can be found on our website. Order as many copies needed through your local photo developer like: Costco, Walmart, Walgreens, etc.
- Check out my Pinterest page for many different invite ideas.

Announcements

The Sunday before New Beginnings make the announcement in all the different auxiliaries.

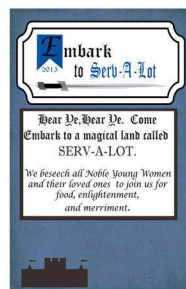
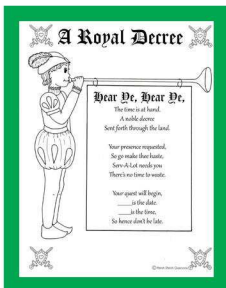
- Dress up a few of the girls in their tunics, hats, etc.
- Spray paint a plunger gold. Preferably a NEW plunger. You can find these at a dollar store. Have the girls go into each room, blow their fake trumpet and announce:

Option 1:





“Hear Ye, Hear ye. The Young Women and parents are invited to embark to the magical land of Serv-A-Lot. Please come to the church on _____(date and time).” They can finish their announcement by handing out their invitations.

Option 2: (see attached)



Sample invite.
You can download this
on our website.





Hear Ye, Hear Ye. Come
Embark to a magical land called
SERV-A-LOT.

*We beseech all Noble Young Women
and their loved ones to join us for
food, enlightenment,
and merriment.*

Do not be late for you might be placed in the stocks.

Embark
2015 to Serv-A-Lot

Hear Ye, Hear Ye. Come
Embark to a magical land called
SERV-A-LOT.

*We beseech all Noble Young Women
and their loved ones to join us for
food, enlightenment,
and merriment.*



Embark
2015 to Serv-A-Lot

Hear Ye, Hear Ye. Come
Embark to a magical land called
SERV-A-LOT.

*We beseech all Noble Young Women
and their loved ones to join us for
food, enlightenment,
and merriment.*



Embark
2015 to Serv-A-Lot

Hear Ye, Hear Ye. Come
Embark to a magical land called
SERV-A-LOT.

*We beseech all Noble Young Women
and their loved ones to join us for
food, enlightenment,
and merriment.*




Embark
2015 to Serv-A-Lot

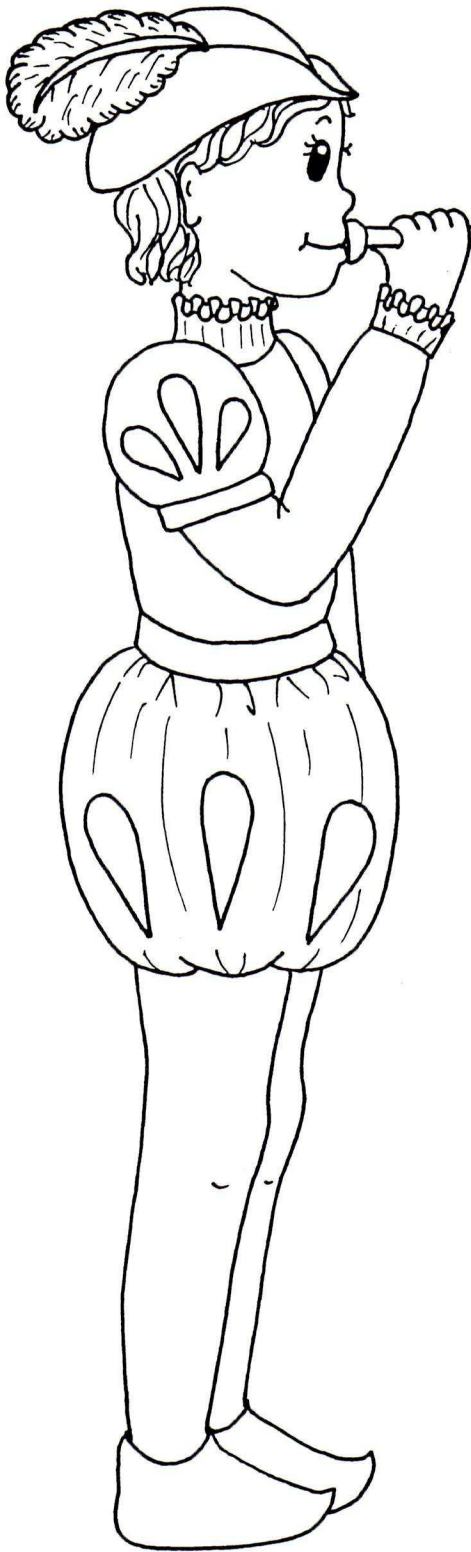

Hear Ye, Hear Ye. Come
Embark to a magical land called
SERV-A-LOT.

*We beseech all Noble Young Women
and their loved ones to join us for
food, enlightenment,
and merriment.*





A Royal Decree



Hear Ye, Hear Ye,

The time is at hand.

A noble decree

Sent forth through the land.

Your presence requested,

So go make thee haste,

Serv-A-Lot needs you

There's no time to waste.

Your quest will begin,

_____ is the date.

_____ is the time,

So hence don't be late.

