


# Hatch Patch Creations

*Family Home Evening Made Easy*

82 Aspen Grove Dr. W.  
Evanston, WY 82930  
1-720-870-0398

[www.hatchpatchcreations.com](http://www.hatchpatchcreations.com)

## Super Heroes in Red, Yellow and Blue Family Home Evening Packet




### Contents:

Story, Picture Sheets, Activity, Quote, Treat Recipe

**\$7.00**

# Super Hero S'mores on a Stick



## Ingredients

- 1 bag of large marshmallows
- 1 bag of white chocolate chip morsels
- 1 (16 oz.) box of graham cracker crumbs
- Red, yellow and blue paste food coloring (for candies)

## Directions:

Place graham cracker crumbs in a bowl. Line a cookie sheet with waxed paper. Melt the chocolate according to package directions. Separate chocolate into three containers, using the red, yellow and blue paste food coloring to die each container. Insert a popsicle stick in one end of the marshmallow. Dip 2/3 of the marshmallow into one of the containers of colored chocolate. Immediately roll chocolate covered marshmallow in the graham cracker crumbs. Place marshmallow, chocolate side down on waxed paper to cool. HAVE FUN & ENJOY!!!!!!!!!!!!!!!!!!!!!!

# Super Heroes in Red, Yellow and Blue Family Home Evening Packet Home Evening Outline

- Opening Prayer
- Opening Song
- Scripture
- Story
- Activity
- Closing Song
- Closing Prayer
- Refreshments

*Suggested Songs:* "Our Primary Colors", pg. 258 (Children's)  
"Nephi's Courage", pg. 120 (Children's)

"A Happy Helper", pg. 197 (Children's)

"I Believe in Being Honest", pg. 149 (Children's)

*Scripture:* Mosiah 2:17, Ephesians 4:2-5, Deuteronomy 31:6

*Story:* Color graphics with markers, colored pencils, chalks, etc. Use flannel, or laminate and cut out and place magnets on back of graphics. etc.

*Game - "Super Hero Chase":* Game Preparation - You will need two balls of different sizes, preferably one golf ball size and the other tennis ball size. The large ball is the "Super Hero" and the small ball is the "Villain."  
Object - To not get tagged with the "Super Hero" ball while holding the "Villain" ball.

Play - Have each family member form a circle with chairs and sit down. The game begins with the small ball (the villain) which is passed around the circle from family member to family member. When the villain is half way around the circle, the "Super Hero" ball is given to the player that started the "Villain" ball around the circle. He passes the "Super Hero" ball in the same direction the "Villain" ball began. The goal is for the "Super Hero" to tag the "Villain". If you get tagged while holding the "Villain" ball, you are out of the game. The "Super Hero" once moving around the circle, can change directions to try and tag the villain, but the "Villain" must continue moving in the same direction. The last one in wins.

# Super Heroes in Red, Yellow and Blue

In Primary, we learn that the Primary colors are Red, Yellow and Blue. Each of these colors stands for something noble.

## **DISCUSSION**

- Do you know what they stand for?

In order to help you remember what these colors mean we introduce you to Robert Red, Yale Yellow and Burt Blue.

Robert Red stands for courage.

## **DISCUSSION**

- Do you know what courage is?
- Do you have courage?

We will use Merriam-Webster's dictionary for this definition. Courage means "Mental or moral strength to venture, persevere, and withstand danger, fear, or difficulty."

Robert Red isn't always courageous. Sometimes he is afraid.

## **DISCUSSION**

- Do you find that you are afraid sometimes?

Courage is doing things even when you are afraid.

Robert Red goes through his day trying to be brave. For instance, this morning someone on the bus teased him about being a Mormon boy. It was Jake. Jake loved to tease Robert about his religion. Most of the time, Robert would ignore Jake but today, it was just too much.

Robert didn't stand up on the bus, for that was against the rules, but he turned his head to the seat behind him where Jake sat and said: "I love being a Mormon. Maybe you would like it too. Would you like me to tell you more about it?"

Jake didn't say a word. He was in shock. He just shook his head back and forth "no" and tried to ignore Robert.

During gym class that afternoon, Mr. Abernathy had asked all of the children to try to walk across the balance beam. Robert was afraid of heights, even small distances from the floor. He was scared. How could he make it across the beam when he was so afraid? Robert said a little prayer to Heavenly Father, asking Him to give him the courage he needed to cross the beam.

When his turn came, he took a deep breath, put his trust in God, and away he went. Before he knew it, he was across the beam.

Later in the day, Robert was in a local store with his mother when a small child stood up in the shopping cart he was riding in and promptly fell over the side. Robert had seen the child stand up and had raced to the basket just in time to catch the small boy.

"Oh thank you, thank you", screamed the mother. Robert felt all warm inside as he thought about saving the child from a nasty fall.

We never know when we are going to need courage but we can all have it. Remember, "Courage is acting in spite of fear." (Howard W. Hunter) Heavenly Father will help you. Have courage!

Yale Yellow stands for service. Now, you may think that when you are little you may not be able to offer much service to anyone but there are many opportunities for service in the world today.

Yale started his day by taking out the garbage for his mother. Then, he helped clean the breakfast table off before the yellow school bus came into view.

When Yale arrived at school, Miss Weatherby was behind in getting things ready for the class that day. Her papers were a mess and her pencils hadn't been sharpened yet. Without saying a word, Yale grabbed the pencils and sharpened them all to a fine point before Miss Weatherby even noticed. And, he didn't tell her it was him who had sharpened the pencils. This made Yale feel good inside also.

As the class watched the snow coming down all afternoon, they were excited to get outside and play in it but when the school bus pulled up to Yale's house, he could see that old Mrs. Randall's sidewalk was caked with white, fluffy snow. Mrs. Randall had a very hard time getting around any more and she was too old to shovel the walk.

Yale grabbed his father's snow shovel from inside the shed and raced to clean Mrs. Randall's sidewalks. There came that good feeling again.

There are opportunities all around us for service. Just keep your eyes open to the possibilities of helping someone else.

Burt Blue stands for Truth.

## **DISCUSSION**

- Do you always tell the truth?
- Do you ever tell a lie, even a little lie?

Burt began his day by having Mother ask him if he had finished his homework the night before. Now, Burt knew that he had not finished it and that Mother would be angry with him if he told her, but he knew what was right. He knew what the truth was.

"No, Mother, I didn't get it finished but I will try to finish it before I leave for school." Mother half-smiled but Burt knew that Mother appreciated him being honest with her.

At lunchtime, Burt was excited to buy a snack after he had eaten his lunch. Mother had sent a five dollar bill with him because it was all she had and he was to be very careful with it and with the change. Burt stepped right up and asked for his favorite candy bar. Miss Stengel took the five dollar bill and gave him the change. As Burt watched her count it out, he realized that she had given him five one dollar bills and some change. She had given him a dollar too much. He could get more snacks with that extra dollar bill and no one would know but Burt did the honest thing. He said; "Miss Stengel, you gave me too much change."

Miss Stengel smiled broadly and thanked Burt, telling him he was a good boy. She corrected the change and Burt placed it carefully, deep into his pocket. Burt felt good all over.

As the school day was coming to a close, Mrs. Allen had given the children a small test to finish. Burt could not remember the answers to two of the questions. He would get a "B" or "C" on his test if he couldn't answer them. Angela's paper was in full view to him. She sat in the desk next to him. If he wanted to, he could just gaze over at her paper and see what her answers were, but he didn't because he stood for truth. Burt got a "C" on his paper but Burt did the honest thing.

## **DISCUSSION**

- Do you always do the honest thing?


Red, Yellow and Blue, Courage, Service and Truth, these are noble things for us to stand for. Heavenly Father will be very proud of us if we are courageous, good servants to others and if we are truthful in all things.

## **DISCUSSION**

- What can we do to become more courageous, provide more service and be truthful?
- Why do you think these values are important?



Burt  
Blue



The teacher's newly  
sharpened pencils



Robert Red  
on the balance  
beam

DO NOT COPY


Yale Yellow  
with his snow  
shovel



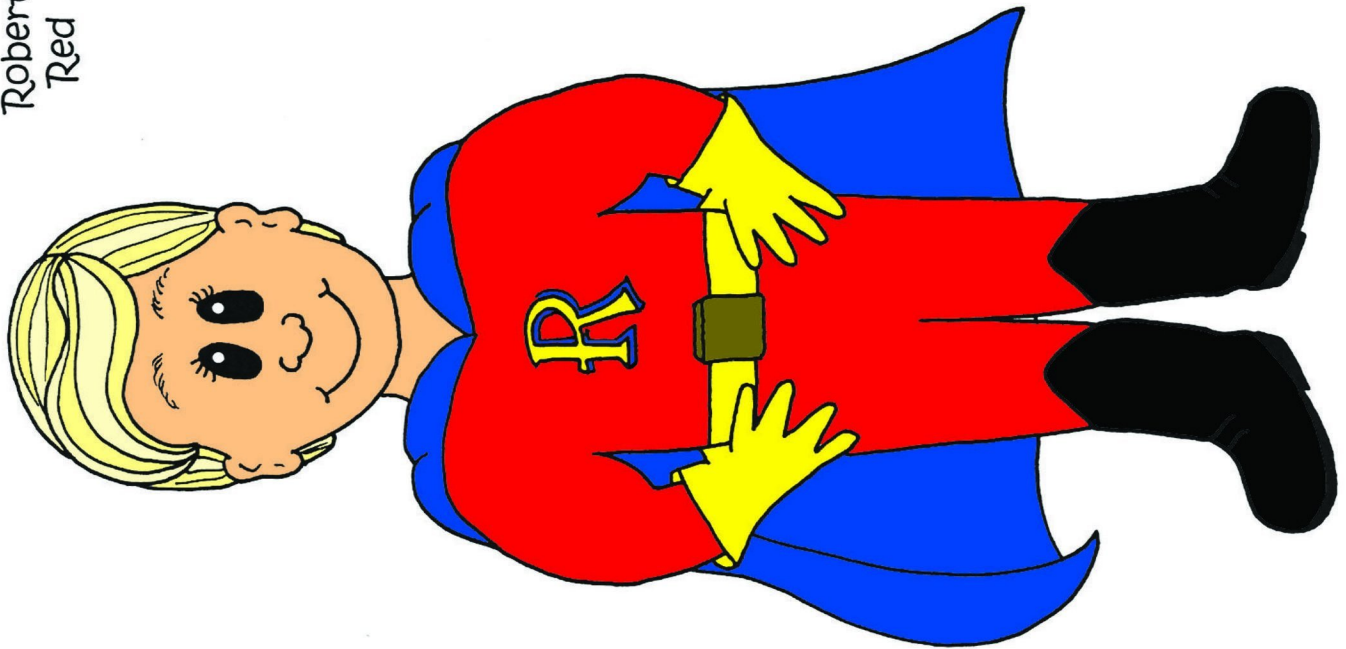
Yale  
Yellow



Burt Blue  
deciding not to  
cheat on his test





Robert  
Red





"Our Primary colors are  
one, two, three -  
Red, yellow, and blue.  
Each one has a message  
for you and me.  
Each is a symbol true!



Red is for courage to do what is right,  
Yellow for service from  
morning till night. Blue  
is for truth in our thought and  
our deed. We will be happy  
when this is our creed."

