

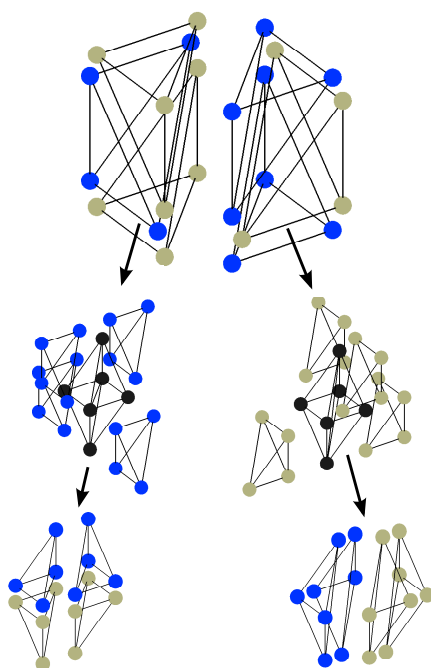
# WOPTIC User's Guide

*Optical conductivity with Wannier functions.*

ELIAS ASSMANN

PHILIPP WISSGOTT

for version 1.0.0- $\alpha$



```

*-----*
/ \ \ WOPTIC \ v0.1.0-46 \ GPLv2+ \
_/_ \ \ \ transport with Wien2k+DMFT \
//|| /|\ / *-----*
\ ||||\ \ [Assmann, Wissgott, Kuneš, \
*--|/-|/--* \ Toschi, Blaha, and Held, \
/ \ / \ \ http://arXiv.org/1507.04881\
= _==\ |=| / = / =| *-----*
| | |=\ | / | | \ \ code E Assmann & P Wissgott \
/ = \ =/ \ =/ = \ =\ \ at TU Wien and TU Graz \
*-----* *-----*

```

---

# Introduction

---


To compute the optical conductivity  $\sigma$  in the basis of maximally-localized Wannier orbitals the package `WOPTIC` is provided. It uses the Green function formalism, which yields

$$\sigma^{\alpha\beta}(\Omega) = \frac{e^2}{(2\pi)^2} \int d^3k \int d\omega \frac{f(\omega) - f(\omega + \Omega)}{\Omega} \text{tr} \left[ A(k, \omega) V^\alpha(k) A(k, \omega + \Omega) V^\beta(k) \right], \quad (*)$$

where  $\sigma^{\alpha\beta}$  is the  $(\alpha, \beta)$  element of the optical conductivity tensor ( $\alpha, \beta \in \{x, y, z\}$ ),  $V_{\text{uc}}$  the unit cell volume,  $f$  the Fermi function,  $A = \frac{i}{2\pi}(G - G^\dagger)$  the generalized spectral function [1, 2, 3], and  $V^\alpha$  the group velocity in direction  $\alpha$ . The numerical bottleneck in evaluating (\*) is the k-summation, since usually many k-points are required to obtain converged results. For a speed-up in k-mesh convergence, `WOPTIC` therefore employs an adaptively refined tetrahedral tiling of k-space.

`WOPTIC` consists of two main programs: `woptic_main`, which calculates the optical conductivity, and `refine_tetra`, where the k-mesh is refined; as well as several smaller support programs. The individual programs are normally called by means of the driver script `woptic`. This guide provides technical documentation for `WOPTIC`. For details on the underlying formalism and algorithm, see Refs. [4, 5, 6].

**Acknowledgement** Development of this software was supported by Vienna University of Technology, Graz University of Technology, and the European Research Council through grant agreement no. 306447.

**Caution** Following the many recent changes in `WIEN2WANNIER` and `WOPTIC`, some parts of the older version of `WOPTIC` have not yet been adapted. As such, they must be considered experimental. We keep such untested (or even known to be broken) features in the code and in this guide, where they are marked with a “dangerous bend” sign, .

**Citation** In any scientific publications arising from the use of `WOPTIC`, we ask that you cite Ref. [6],

E. ASSMANN, P. WISSGOTT, J. KUNEŠ, A. TOSCHI, P. BLAHA, and K. HELD,  
Comput. Phys. Commun. 202, 1 (2016) arXiv:1507.04881,

to acknowledge your use of our code. This is in addition to the appropriate citations to acknowledge other codes used (such as `WIEN2k` [7], `WANNIER90` [8], and `WIEN2WANNIER` [9]).

**Common options and other resources** This guide attempts to document the features most relevant to the `WOPTIC` user; it will not list every option or every file used by every command. Most commands honor the option `--help`, which should provide a definitive list of options for that command. The `WOPTIC` distribution also includes a terse instruction sheet as `doc/WOPTICHEAT`.

**Contributing** `WOPTIC` is Free Software. You can contribute to it through GitHub. Bug reports, feature requests, etc. can be submitted there under Issues.

---

# Contents

---

<b>1</b>	<b>The driver script <code>woptic</code></b>	<b>1</b>
1.1	Synopsis . . . . .	5
1.2	Options . . . . .	5
1.3	The input file <code>case.inwop</code> . . . . .	5
1.4	Environment variable <code>\$SCRATCH</code> . . . . .	8
1.5	Output files . . . . .	8
<b>2</b>	<b>Support Programs</b>	<b>9</b>
2.1	<code>wopticlean</code> — remove left-over files from WOPTIC runs . . . . .	9
2.2	<code>compute_vr</code> — compute $V^w(R)$ . . . . .	9
⊕ 2.3	<code>kanalysis</code> — $\sigma(k, \omega)$ on a BZ path . . . . .	10
⊕ 2.4	<code>obtain_dist</code> — intra-UC hopping for Peierls . . . . .	10
2.5	<code>inwopcheck</code> — parse <code>inwop</code> file . . . . .	11
2.6	<code>woptic_main</code> — k-integration . . . . .	11
2.7	<code>refine_tetra</code> — k-mesh refinement . . . . .	12
2.8	<code>joinham</code> — combine <code>hk</code> / <code>mommat2</code> / <code>vk<math>\alpha</math></code> / <code>vvk<math>\alpha\beta</math></code> files . . . . .	13
2.9	<code>convert_vr</code> — Fourier-interpolate $V^w(k)$ . . . . .	13



---

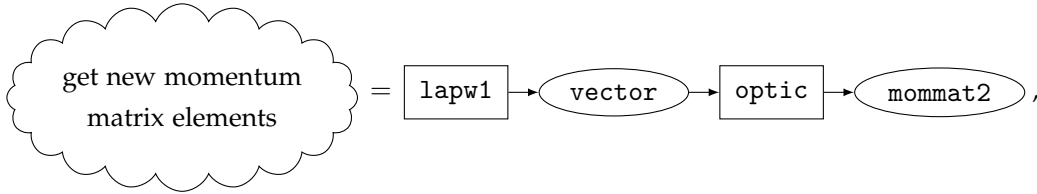
# 1 The driver script woptic

---

This is the main user-callable program. It runs the other programs as necessary until a set number of iterations is completed (or an error occurs) — convergence has to be checked manually. If you include an outer window in your `interp` calculation, you should check the localization of  $W^{\alpha\beta}(R, \omega)$  and/or the interpolation errors in the optical conductivity.

Since the procedure is a little involved, we provide Fig. 1.1 to give an overview of the files and programs involved in one iteration (but note that not all files that might be involved are shown). The computation of the group velocities  $V^\alpha(k)$  for the new k-points varies according to the option `matemode`. `WOPTIC` implements two modes using the full momentum matrix elements  $V_{ab}^\alpha(k) = \langle \psi ak | \hat{p}_\alpha | \psi bk \rangle$  as group velocities:

`optic mode` takes the matrix elements from WIEN2k's `optic` module,

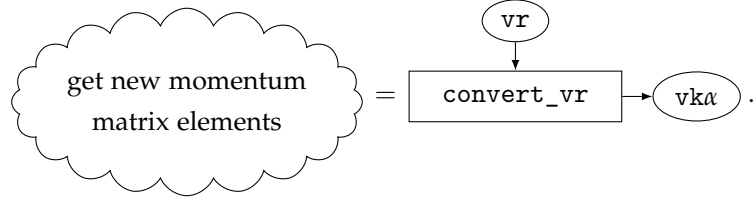


and transforms them to the Wannier basis using the matrices  $U(k)$  which diagonalize the Wannier-interpolated Hamiltonian,  $U_{nu}(k)H_{uv}^w(k)U_{vm}^\dagger(k) = \delta_{nm}\epsilon_n(k)$ . But the diagonalization fixes the eigenvectors only up to a phase, which leads to a *random-phase problem* in (\*) and associated uncertainties in the optical conductivity. The problem is absent whenever the self-energy is orbital-independent (by symmetry, or in a noninteracting model). In such a case, `optic mode` should be dependable. Otherwise, the results should be checked for the influence of the random-phase problem.

`interp mode` applies Wannier interpolation to the matrix elements directly in order to overcome the random-phase problem. `compute_vr` calculates the Wannier momentum matrix elements in direct space

$$V_{uv}^{w,\alpha}(R) = \frac{1}{N_k} \sum_k e^{-ik \cdot R} U_{un}^\dagger(k) V_{nm}^\alpha(k) U_{mv}(k) = \langle w u0 | \hat{p}_\alpha | w vR \rangle,$$

and `convert_vr` interpolates them to the new k-points,<sup>1</sup>



The interpolation works well for the Wannier-Wannier transitions ( $V^{W,\alpha}$ ), but interpolation errors may become large for the mixed transitions governed by  $W^{\alpha\beta}(R, \omega)$ , where

$$W_{uv}^{\alpha\beta}(k, \omega) = \sum_i V_{ui}^\alpha(k) A_{ii}(\omega) V_{iv}^\beta(k)$$

with the index  $i$  running over the non-Wannier states (i.e. the outer window) and the matrix elements are transformed into the Wannier basis on one side only. Note that the interpolation errors typically only affect the interband optical conductivity; as long as the low-energy degrees of freedom are described by the Wannier functions, the static quantities (dc conductivity and thermopower) should be reliable.



**In addition, Peierls** mode uses the Peierls approximation  $V(k) \approx i \nabla_k H(k)$  instead of the momentum matrix elements. It is currently unsupported.

**Further reading.** See [4] for the original description of `woptic` in the `optic` and `Peierls` modes. See [5] for a detailed description of `interp` mode and a numerical comparison to `optic` mode including an analysis of the errors committed in each of them. Ref. [1] tests the Peierls approximation against the full momentum matrix elements.



**Disentanglement** is supported only in `interp` mode in the case where only Wannier-Wannier transitions are included. This may be useful when the Wannier model is expected to describe all the salient features of a system, but disentanglement is necessary, e.g., to remove extraneous states at the band edges.

<sup>1</sup>In the interest of full disclosure, the diagram is accurate in the case where only Wannier-Wannier transitions are taken into account. With mixed transitions, `vr` is supplemented by `vvvr` and `vkα` by `vvkαβ`, and `optic` is also called for the mixed [Wannier-Bloch] matrix elements.



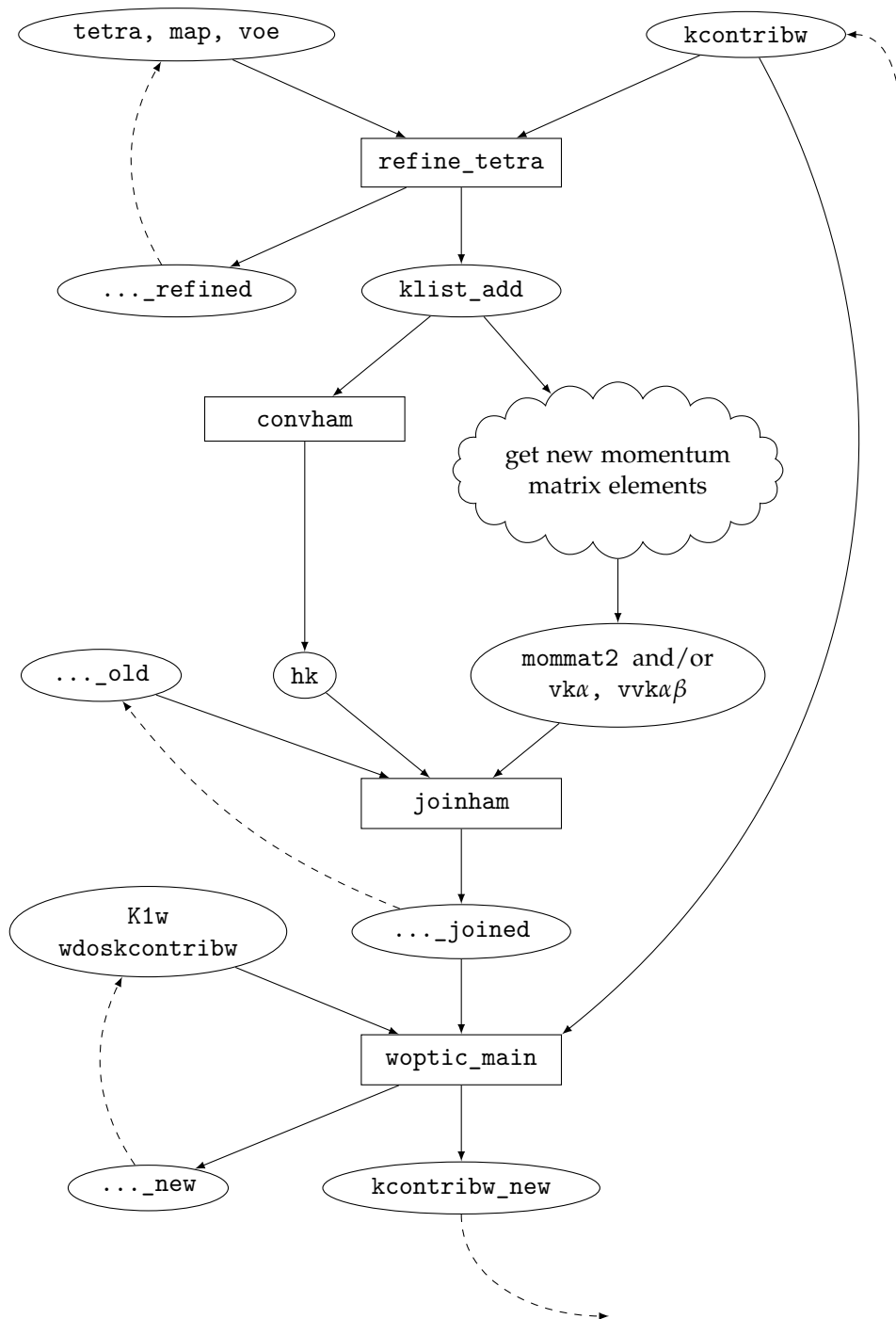


Figure 1.1: Flow of control and information in the main WOPTIC loop: programs (rectangles) and selected files (ellipses). Dashed lines indicate a file is taken from the previous iteration.

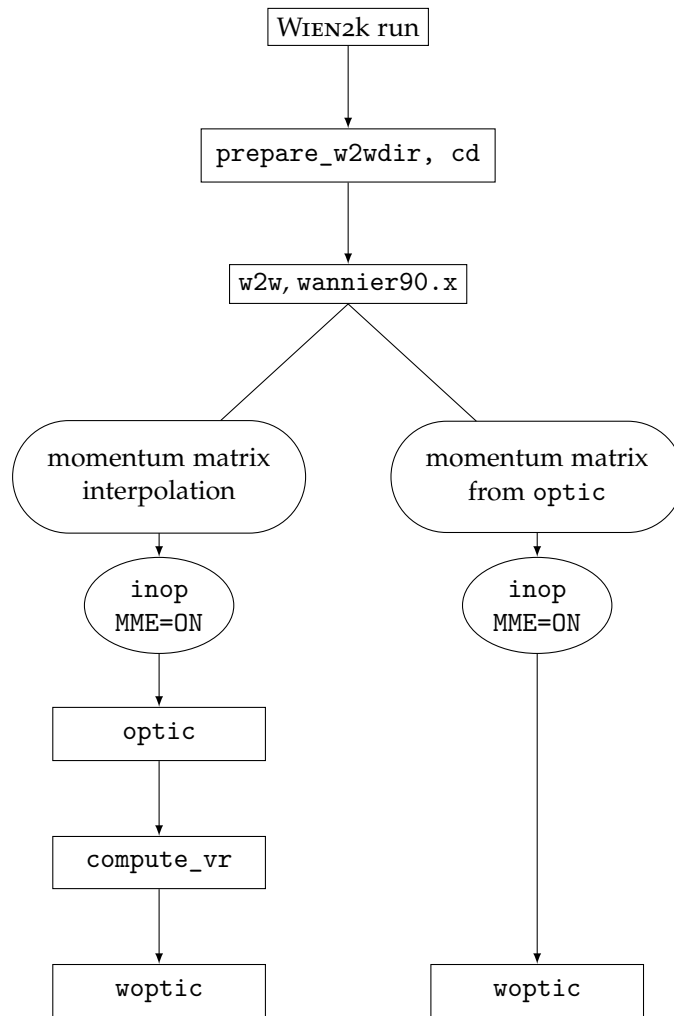



Figure 1.2: Flow of control and information in WOPTIC initialization.

## 1.1 Synopsis

```
woptic [-i  $N_{\text{tot}}$  ] [--restart  $I$ ] [more options]
```

## 1.2 Options

`-i  $N_{\text{tot}}$`  stop after iteration  $N_{\text{tot}}$  (*default: 5*)  
`--restart  $I$`  restart from `case.wophist.zip` at the beginning of iteration  $I$  (*default: 1*)  
`--restore  $I$`  restore iteration  $I$  from `case.wophist.zip` without continuing  
`--theta  $\Theta$`  refinement harshness ( $\Theta = 0$ : uniform mesh,  $\Theta = 1$ : most adaptive; *default: 0.5*)  
`--inter` focus refinement on larger  $\Omega$   
`--init  $N_i$`  initial uniform refinement steps (*default: 3*)  
 `--band` compute optical conductivity contributions along `case.klist_band` to be processed by `kanalysis`  
`-p` call the parallelized versions of `lapw1`, `lapwso`, `optic` (`WOPTIC` itself is not parallelized)

The iterations in `-i`, `--restart`, and `--restore` are “absolute” in the sense that iteration 1 always corresponds to the initial k-mesh. Thus, `woptic --restart 3 -i 5` does three iterations: nos. 3, 4, and 5. Iteration no. 1 starts with a uniform k-mesh whose density is determined by  $N_i$ . The starting mesh corresponds to  $(2^{N_i+1})^3$  k-points in the full bz.

Let  $T$  be a tetrahedron and  $\epsilon(T)$  its associated integration error estimate. The precise meaning of the “harshness”  $\Theta \in [0, 1]$  is:  $T$  will be refined if

$$\epsilon(T) \geq \Theta \max_T \epsilon(T) \quad (\text{--theta})$$

(but may also be refined due to other rules) [4, 6]. The `--inter` option scales the contributions to the error estimates by the frequency,

$$\epsilon(T; \Omega) \leftarrow \Omega \cdot \epsilon(T, \Omega), \quad (\text{--inter})$$

for the purposes of refinement.

## 1.3 The input file `case.inwop`

The main input file for `WOPTIC` is

```
----- case.inwop -----
1 OPT   interp   F           # mode;      matelmode;   intra-uc hop? (Peierls)
2 10 0.05 0.05   3 1e-5 # Emax/0, dE, delta (eV);   omega-div, tol-cutoff
3 21 23  12 25   # inner window (= WFs);    [outer window]
4 40.0  0.00     # inv. temp. (eV^-1);      chemical potential (eV)
5 1.0    F       # Drude-sumrule sep. [eV]; compute orb.resolv.?
6 T 0      # read self-energy?        #bands
7 21 22 23     # bands with self-energy   (if #b=0: inner window)
8 F F 1.23 0   # rotate WFs?;           scissors?, shift (eV), #bands
9 24 25       # bands to shift
----- end of case.inwop -----
```

This file is read using Fortran list-oriented reads, i.e., items are separated by white space.

**line 1** mode, matelmode, intrahop — modes of operation

mode	OPT	compute the optical conductivity
	JOINT	compute the joint density of states (noninteracting only)
matelmode	1   Peierls	use $dH^W/dk$ as momentum matrix elements
	2   interp	Wannier-interpolated momentum matrix elements
	3   optic	matrix elements computed by WIEN2k's optic
	4   Bloch	for testing (noninteracting only)
	5   LDA	for testing (noninteracting only; should be similar to optic-joint-kram)
intrahop	<i>logical</i>	whether to use intra-uc hopping in Peierls mode [2, 3] (needs <i>case.intrahop</i> )



Only modes *interp* and *optic* are thoroughly tested; *Peierls*, *Bloch*, and *LDA* must be considered experimental.

**line 2**  $\Omega_{\max}$ ,  $\Delta\Omega$ ,  $\delta$ ,  $N_{\omega/\Omega}$ ,  $\epsilon$  — frequency grids and broadening

$\Omega_{\max}$	eV	maximum external frequency for which $\sigma(\Omega = \Omega_{\max})$ is computed
$\Delta\Omega$	eV	$\Omega$ grid spacing
$\delta$	eV	broadening parameter for noninteracting bands (where $\Sigma \leftarrow i\delta$ )
$N_{\omega/\Omega}$	<i>int</i>	internal frequency density ( $N_{\omega/\Omega}$ internal $\omega$ per external $\Omega$ )
$\epsilon$	<i>real</i>	tolerance for $\omega$ -integration limits ( $-\Omega_{\max} \lesssim \omega \lesssim 0$ )

**Note:** Set  $\Omega_{\max} = 0$  to compute only the dc quantities.

**line 3**  $W_{lo}$ ,  $W_{hi}$ , [ $B_{lo}$ ,  $B_{hi}$ ] — band windows

$W_{lo}$ , $W_{hi}$	<i>int</i>	band indices corresponding to <i>WFS</i>
$B_{lo}$ , $B_{hi}$	<i>int</i>	the outer (“Bloch”) window ( <i>optional, default: <math>W_{lo}</math>, <math>W_{hi}</math></i> )

**line 4**  $\beta$ ,  $\mu$  — grand-canonical ensemble parameters

$\beta$	eV <sup>-1</sup>	the inverse temperature ( <i>To convert to temperature in Kelvin: <math>T \hat{=} 11604/\beta</math>.</i> )
$\mu$	eV	the chemical potential ( <i>applied only to the interacting bands [see <i>iself</i>], use the DMFT value; for noninteracting calculations, set <math>\mu = 0</math></i> )

**line 5** *Drudesep*, *orbresolv*

<i>Drudesep</i>	eV	cutoff for Drude sumrule integration
<i>orbresolv</i>	<i>logical</i>	whether to compute observables per-orbital (currently deactivated)

**line 6** *selfE*, *Nself* — self-energy specification

<i>selfE</i>	<i>logical</i>	whether to read self-energy $\Sigma_i(\omega)$ from <i>case.selfE</i>
<i>Nself</i>	<i>int</i>	number of bands with self-energy, or 0 ( <i>in this case, <math>W_{hi} - W_{lo} + 1</math></i> )

**line 7** *iself* — interacting bands (*ignored if *selfE* = .false. or *Nself* = 0*)

<i>iself</i>	<i>int</i> ( <i>Nself</i> )	indices of interacting bands ( <i>if <i>Nself</i> = 0: inner window</i> )
--------------	-----------------------------	---

**line 8** wfrot, shift, Eshift, Nshift — WF rotation and scissors operator

wfrot	<i>logical</i>	whether to apply unitary matrix from <i>case.wfrot</i> to WF basis
shift	<i>logical</i>	whether to apply rigid “scissors” shift
Eshift	eV	shift value
Nshift	<i>int</i>	number of bands to shift

**line 9** ishift — scissor bands

ishift	<i>int(Nshift)</i>	indices of bands to shift
--------	--------------------	---------------------------

## 1.4 Environment variable \$SCRATCH

woptic and the programs it calls support WIEN2k-style \$SCRATCH for temporary files. This means that lapw1 and optic will place *case.vector* and *case.mommat2* in the directory \$SCRATCH; likewise, woptic\_main and refine\_tetra will place certain temporary files in that directory.

However, note that a true local \$SCRATCH on a cluster is not supported. In this case, the individual *case.mommat2\_i* would have to be transferred to the “master” node.

## 1.5 Output files

Over the course of the iterations, woptic writes diagnostic information to standard output and lists the executed commands in :log. In particular, the current values of the quantities thermopower, dc conductivity, and sumrules are extracted from woptic\_main’s output file *case.outputwop*, as well as the integration error estimator from refine\_tetra’s *case.outputref*. The latter is given in arbitrary units and should decrease over the iterations.

The optical conductivity is written to *case.optcondw*. For comparison with WIEN2k’s standard optic module, note that there is a factor  $\approx 1112.65$  between optic’s output (given in Gaussian CGS units of  $10^{15} \text{ s}^{-1}$  in *case.sigmak*) and WOPTIC’s (in SI units of  $\text{S cm}^{-1}$ ). Expressed in the SI, the conversion is  $\text{optic} = \text{WOPTIC} \cdot 4\pi \epsilon_0 10^{15} \text{ Hz } \Omega \text{ cm}$ .

The density of states is written to *case.wdos*. The files *case.optcondw* and *case.wdos* always correspond to the latest iteration. Together with certain other files, they are archived in *case.wophist.zip* with a suffix *.I* for iteration *I*.

---

## 2 Support Programs

---

In this section, the sub-programs called by `woptic` are documented, roughly in order of decreasing user-callability.

### 2.1 `wopticlean` — remove left-over files from `woptic` runs

`wopticlean` preserves files which serve as input to `woptic` and its sub-programs, as well as the archive file `case.wophist.zip`. The number of files considered for deletion is substantial; to check which ones are, use the `--recon` option or the source.

#### Synopsis

```
wopticlean [--recursive] [--mrproper] [--recon] [directory ...]
```

#### Options and arguments

`-r|--recursive` Operate recursively on *all* directories below  
`-A|--mrproper` delete also files whose basename does not match the containing directory  
`-n|--recon` dry-run; print file names that would be deleted

The arguments specify *directories* to operate on (*default: .*). Before a big cleanup (especially when using `-A` or `-r`), you are advised to do a dry-run.

### 2.2 `compute_vr` — compute $V^w(R)$

`compute_vr` computes the dipole matrix elements  $V^{W,\alpha}(R)$  and  $W^{\alpha\beta}(R, \omega)$  in direct space by applying the matrices  $U(k)$  and a Fourier transform for use with the `interp` mode. You should check these matrix elements (especially  $W^{\alpha\beta}$ ) for decay in  $R$  when using this mode.

#### Synopsis

```
compute_vr [--text] case
```

## Option

`--text` output `case.vvr` in plain text

## Files read

`case.inwop` input file  
`case.chk` WANNIER90 checkpoint file  
`case_hr.dat` Hamiltonian in direct space  
`case.mommat2` momentum matrix elements  
`case.struct` WIEN2k master input file (*mixed transitions*)  
`case.energy` energies from `lapw1` (*mixed transitions*)  
`case.fermi` Fermi energy (*mixed transitions*)  
`case.inwf` `w2w` input file (*disentanglement*)

## Files written

`case.outputvr` log file  
`case.vr`  $V^{W,\alpha}(R)$   
`case.vvr`  $W^{\alpha\beta}(R, \omega)$  (*mixed transitions*)

## 2.3 kanalysis — $\sigma(k, \omega)$ on a BZ path

This program generates files that can be used for analysis of the contributions to the optical conductivity in `WOPTIC`. Required is a run of `woptic` with the `--band` option, such that it computes the contributions to the optical conductivity along `case.klist_band` and stores them in `case.kcontrib_band`. `kanalysis` reads this file and generates 2D data in  $\omega$ - and  $k$ -space readable e.g. by `gnuplot`.

## Synopsis

`kanalysis`  $n_{\Omega}^{\min}$  `case` [`mode`]

## Arguments

$n_{\Omega}^{\min}$  minimum frequency index for output  
`mode` (*optional*) by default, the output includes extra newlines for convenient plotting with `gnuplot` (`splot "case.optanalysis_band" with pm3d`); if `mode = 1`, these newlines are omitted

## 2.4 obtain\_dist — intra-UC hopping for Peierls

In `WOPTIC`, for the generalized Peierls approximation [2], the distances between the Wannier centers are required. This program reads `case_centres.xyz` which is produced by `WANNIER90` and generates `case.intrahop` which can then be used by `WOPTIC`.



## Synopsis

```
obtain_dist case
```

## 2.5 inwopcheck — parse inwop file

A helper program for `woptic`. Reads an `inwop` file and outputs information suitable for reading in a shell script or for inspection.

## Synopsis

```
inwopcheck case.inwop
```

## 2.6 woptic\_main — k-integration

`woptic_main` computes the optical conductivity contributions  $\sigma(k, \omega)$  on the  $k$ -mesh constructed by `refine_tetra` and performs the  $k$ - and  $\omega$ -integration. It is normally called by `woptic`, but it may be useful to call it manually after a `woptic` run.

## Synopsis

```
woptic_main [--band] case
```

## Option



`--band` compute optical conductivity contributions along `case.klist_band` to be processed by `kanalysis`


Files used by `woptic_main` are listed below. *Updated* files are written with a suffix `_new`. Which files precisely are used depends on the options in effect, this dependence is partially indicated below.

## Files read

```
case.inwop  woptic main input file (always)
case.struct Wien2k master input file (always)
case.symop  symmetry operations from optic (always)
case.klist  symmetrized k-points (always)
case.tetra  symmetrized tetrahedra (always)
case.energy energies from lapw1
case.fermi  Fermi energy
case.mommat2 matrix elements from optic
case.chk    WANNIER90 checkpoint file (testing mode)
case.vk $\alpha$  Wannier-interpolated matrix elements (interp)
```

`case.vvka $\beta$`  Wannier-interpolated mixed matrix elements (*interp*)  
`case.hk` Wannier Hamiltonian  $H^W(R)$   
`case.selfE` self-energy  $\Sigma(\omega)$  (*selfE*)  
`case.wfrot` Wannier function rotation matrix (*wfrot*)  
`case.klist_full` unsymmetrized k-points (*Peierls*)  
`case.tetra_full` unsymmetrized tetrahedra (*Peierls*)  
`case.map` mapping of `klist_full` to `klist` (*Peierls*)  
`case.intrahop` WF center distance matrix (*Peierls & intrahop*)

### Files written

`case.outputwop` diagnostic output (*always*)  
`case.optcondw` optical conductivity (*always*)  
`case.wdos` (joint) density of states (*always*)  
 `case.optcondw_orb $\alpha\beta$`  orbitally resolved optical conductivity (*orbresolv*) (currently deactivated)

### Files updated

`case.kcontribw` optical conductivity contributions  
`case.K1w` thermopower contributions  
`case.wdoskcontribw` DOS contributions

## 2.7 refine\_tetra — k-mesh refinement

`refine_tetra` uses the optical conductivity contributions  $\sigma(k, \omega)$  to compute integration error estimates and refine the k-mesh. It is normally called by `woptic`.

### Synopsis

`refine_tetra` [*options*] *case*

### Options

`--theta`  $\Theta$   $0 \leq \Theta \leq 1$  defines the “harshness” of refinement (see corresponding option of *woptic*)  
`--init`  $N_i$  initial refinement with  $N_i$  steps (see corresponding option of *woptic*)  
`--inter` give larger weight to higher-energy contributions (see corresponding option of *woptic*)

Files used by `refine_tetra` are listed below. *Updated* files are written with a suffix `_refined`.

**Files read**

`case.inwop` woptic main input file  
`case.struct` Wienzk master input file

**Files written**

`case.kcontribw` function values for estimator on `case.klist`  
`case.outputref` log file

**Files updated**

`case.klist` symmetrized k-points  
`case.klist_full` unsymmetrized k-points  
`case.tetra` symmetrized tetrahedra  
`case.tetra_full` unsymmetrized tetrahedra  
`case.voe` list of k-points on tetrahedral edges  
`case.map` internal mapping of `case.klist_full` to `case.klist`

**2.8 joinham — combine hk / mommat2 / vk $\alpha$  / vvk $\alpha\beta$  files**

joinham combines `_old` files from the previous iteration with new files corresponding to added k-points. It is normally called by woptic.

**Synopsis**

```
joinham case |
joinham hk mommat |
joinham hk1 hk2 hkout |
joinham hk1 hk2 hkout mom1 mom2 momout
```

**Arguments**

`hk*` a file of type `case.hk`, `case.vk $\alpha$` , or `case.vvk $\alpha\beta$`   
`mom*` a file of type `case.mommat2`

In the first form, `case.hk_old` is joined with `case.hk`, and, if they exist, `case.mommat2_old` with `case.mommat`. In the second form, `hk_old` is joined with `hk` and `mom_old` with `mom`. In both cases, output file names are suffixed with `_joined`. Unformatted `mom` files are handled automatically and result in unformatted output.

**2.9 convert\_vr — Fourier-interpolate  $V^w(k)$** 

`convert_vr` computes `case.vk $\alpha$`  and `case.vvk $\alpha\beta$`  from `case.vr` and `case.vvr` by Fourier transform. The procedure is analogous to `convham`, `case.hk`, and `case_hr.dat`.

## Synopsis

```
convert_vr [--text] case
```

## Option

`-t, --text` write `case.vk $\alpha\beta$`  in plain text instead of unformatted (`case.vk $\alpha$`  is always plain text)

## Files read

`case.struct` WIEN2k master input file  
`case.klist` target k-points  
`case.inwop` woptic input file  
`case.vr` direct-space matrix elements  $V^{W,\alpha}(R)$   
`case.vvr` direct-space mixed matrix elements  $W^{\alpha\beta}(R, \omega)$  (*mixed transitions*)

## Files written

`case.outputvk` log file  
`case.vk{x,y,z}` k-space matrix elements  $V^{W,\alpha}(k)$   
`case.vvk{xx,xy,xz,yy,yz,zz}` k-space mixed matrix elements  $W^{\alpha\beta}(R, \omega)$  (*mixed transitions*)

---

# Bibliography

---

- [1] P. WISSGOTT, J. KUNEŠ, A. TOSCHI, and K. HELD. *Dipole matrix element approach versus Peierls approximation for optical conductivity*. Phys. Rev. B **85**, 205133 (2012).
- [2] J.M. TOMCZAK and S. BIERMANN. *Optical properties of correlated materials: Generalized Peierls approach and its application to VO<sub>2</sub>*. Phys. Rev. B **80**, 085117 (2009).
- [3] J.M. TOMCZAK. *Spectral and optical properties of correlated materials*. PhD Thesis, École Polytechnique, Paris (2007).
- [4] P. WISSGOTT. *Transport properties of correlated materials from first principles*. PhD Thesis, TU Wien, Vienna (2012).
- [5] E. ASSMANN. *Spectral properties of strongly correlated materials*. PhD Thesis, TU Wien, Vienna (2015).
- [6] E. ASSMANN, P. WISSGOTT, J. KUNEŠ, A. TOSCHI, P. BLAHA, and K. HELD. *woptic: optical conductivity with Wannier functions and adaptive k-mesh refinement*. Comput. Phys. Commun. **202**, 1 (2016), arXiv:1507.04881.
- [7] P. BLAHA, K. SCHWARZ, G.K.H. MADSEN, D. KVASNICKA, and J. LUITZ. *Wien2k, An Augmented Plane Wave + Local Orbitals Program for Calculating Crystal Properties*. Techn. Universität Wien, Vienna, (2001). <http://www.wien2k.at>.
- [8] J. KUNEŠ, R. ARITA, P. WISSGOTT, A. TOSCHI, H. IKEDA, and K. HELD. *Wienzwannier: From linearized augmented plane waves to maximally localized Wannier functions*. Comput. Phys. Commun. **181**, 1888 (2010), arXiv:1004.3934.
- [9] A.A. MOSTOFI, J.R. YATES, Y.-S. LEE, I. SOUZA, D. VANDERBILT, and N. MARZARI. *Wannier90: A tool for obtaining maximally-localized Wannier functions*. Comput. Phys. Commun. **178**, 685 (2008). arXiv:0708.0650